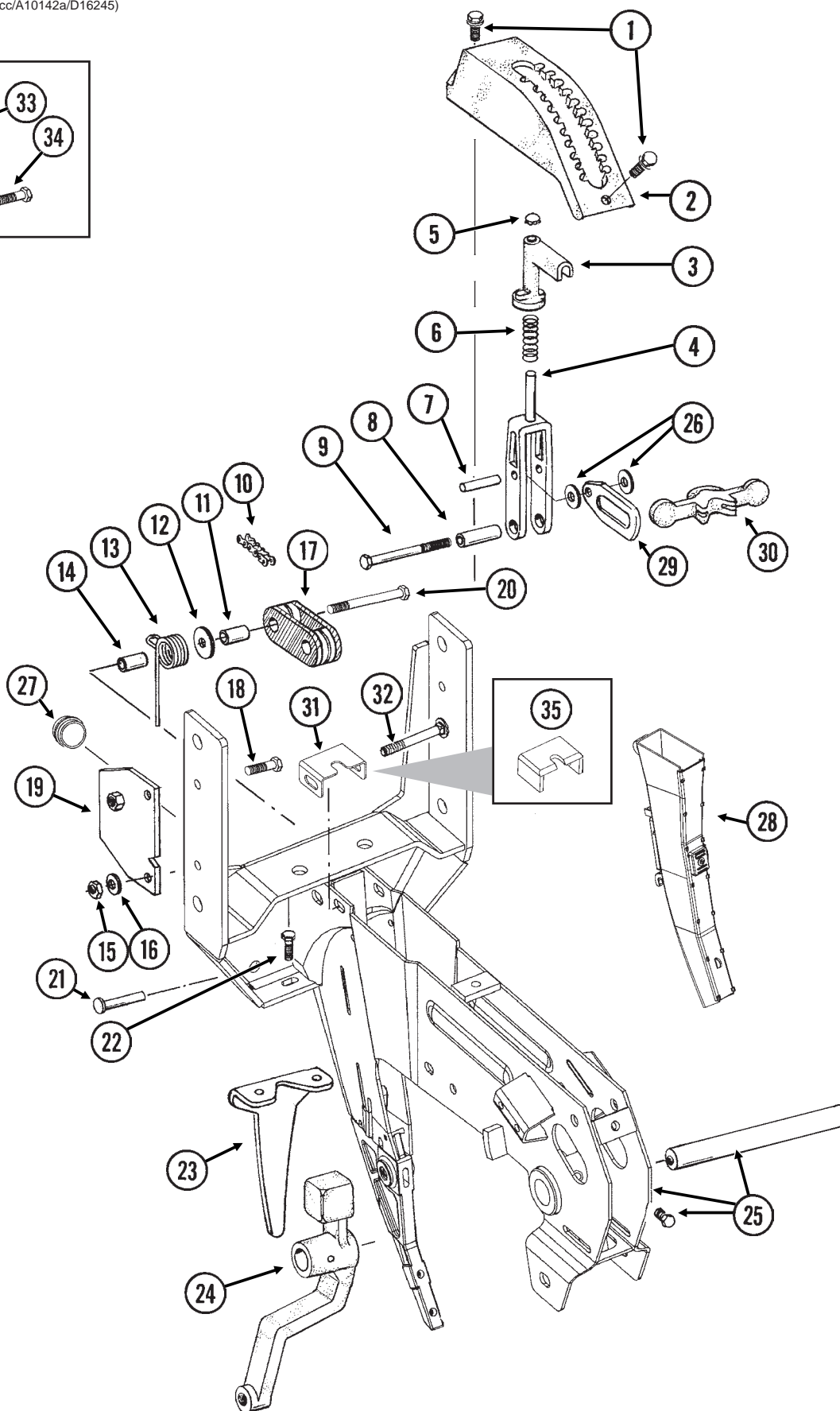
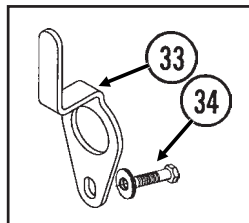


# PARTS LIST INDEX

<b>ROW UNIT</b>	
15" Seed Opener Disc Blade/Bearing Assembly And Scrapers .....	P11
Coulter Mounted Residue Wheels .....	P42
Covering Discs/Single Press Wheel .....	P14
Drag Closing Attachment .....	P17
Frame Mounted Coulter W/Residue Wheels .....	P44
Gauge Wheels .....	P12
Granular Chemical Banding Options .....	P35
Granular Chemical Hopper And Hopper Panel Extension .....	P32
Granular Chemical Meter And Meter Drive .....	P34
Hopper Support And Meter Drive .....	P18
Parallel Arms, Mounting Support Plate And Quick Adjustable Down Force Springs .....	P10
Parallel Arms, Mounting Support Plate And Pneumatic Down Pressure Package .....	P4
Pneumatic Down Pressure Air Compressor, Dual Solenoid Assembly, Tubing And Fittings .....	P8
Pneumatic Down Pressure Control Console, Sending Unit And Harnesses .....	P6
Row Unit Mounted Disc Furrower .....	P38
Row Unit Mounted No Till Coulter .....	P37
Row Unit Mounted Residue Wheel .....	P40
Seed Hopper And Lid (Conventional) .....	P19
Seed Meter .....	P30
Shank Assembly, Seed Tube And Depth Adjustment .....	P2
Spring Tooth Incorporator .....	P36
"V" Closing Wheels .....	P16
<b>EDGEVAC® SYSTEM</b>	
Manifolds And Distribution Hoses .....	P50
PTO Pump Assembly .....	P70
Reservoir Hose Supports/Clamps On Hitch .....	P64
Vacuum Fan Hydraulic Components .....	P60
Vacuum Fan Hydraulic Motor Assembly .....	P65
Vacuum Fan/Manifold Mounting Supports And Hardware .....	P48
Vacuum Fan Motor Valve Block Assemblies .....	P66
Vacuum Fan Reservoir Assembly .....	P62
Vacuum Gauges, Control Console And Vacuum Fan Assembly With Oil Cooler .....	P46
<b>BASE MACHINE</b>	
Axle And Transport Lockup .....	P88
Contact Wheel Assembly .....	P94
Cylinders .....	P113
Electrical Components .....	P140
Front Hitch Assembly .....	P72
Front Hitch Assembly (Rear Section) .....	P74
Front Wear Pads, All Sizes .....	P78
Ground Drive Tire Assembly .....	P93
Hinge And Wing Assemblies .....	P86
Hitch And Linkage Assembly .....	P75
Hose Take-Up, 24 Row 30" And 36 Row 20" .....	P83
Hydraulic Systems .....	P132
Junction Block On L.H. Wing .....	P127
Light/Reflective Decal Brackets And Extensions .....	P145
Point Row Clutch .....	P96
Ratchet/Sprocket Assembly .....	P105
Rear Wear Pads, 24 Row 30" And 36 Row 20" .....	P79
Row Marker Assemblies .....	P106
Row Marker Spindle/Hub/Blade .....	P112
Safety Chain .....	P72
Seed Rate Transmission And Driveline .....	P102
Stroke Limiter/Detent Valve Assembly And Linkage .....	P84
Tower Assembly, 24 Row 30" And 36 Row 20" .....	P80
Transport Wheel And Hub Assembly .....	P89
Two-Speed Point Row Clutch .....	P98
Two-Speed Point Row Clutch Wheel Module Extensions .....	P100
Valve Blocks .....	P120
Valves (Stroke Limiter, Detent Lever, Solenoid, Flow Control, Pressure Relief, Check) .....	P127
Wheel Module Assembly .....	P90
<b>SDS SEED DELIVERY SYSTEM</b>	
Auger Assemblies .....	P22
Bulk Seed Hopper Assembly .....	P26
Bulk Seed Hopper Catwalk And Tank Mounts .....	P28
SDS Hydraulic System .....	P138
Seed Meter Mount And Drop Hoses .....	P20
<b>ELECTRONIC SEED MONITOR</b>	
KPM I Electronic Seed Monitor .....	P146
KPM II Stack-Mode Electronic Seed Monitor .....	P148
KPM III Electronic Seed Monitor .....	P150
Planter Monitor Module (PMM) .....	P152
<b>FERTILIZER</b>	
Liquid Fertilizer .....	P154
Rear Trailer Hitch, 16 Row 30", 16 Row 38" And 24 Row 30" .....	P168
Decals, Paint And Miscellaneous .....	P170
Numerical Index .....	P173

# SHANK ASSEMBLY, SEED TUBE AND DEPTH ADJUSTMENT

(D17014/METR29cc/A10142a/D16245)

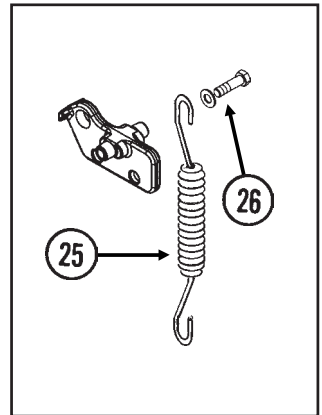
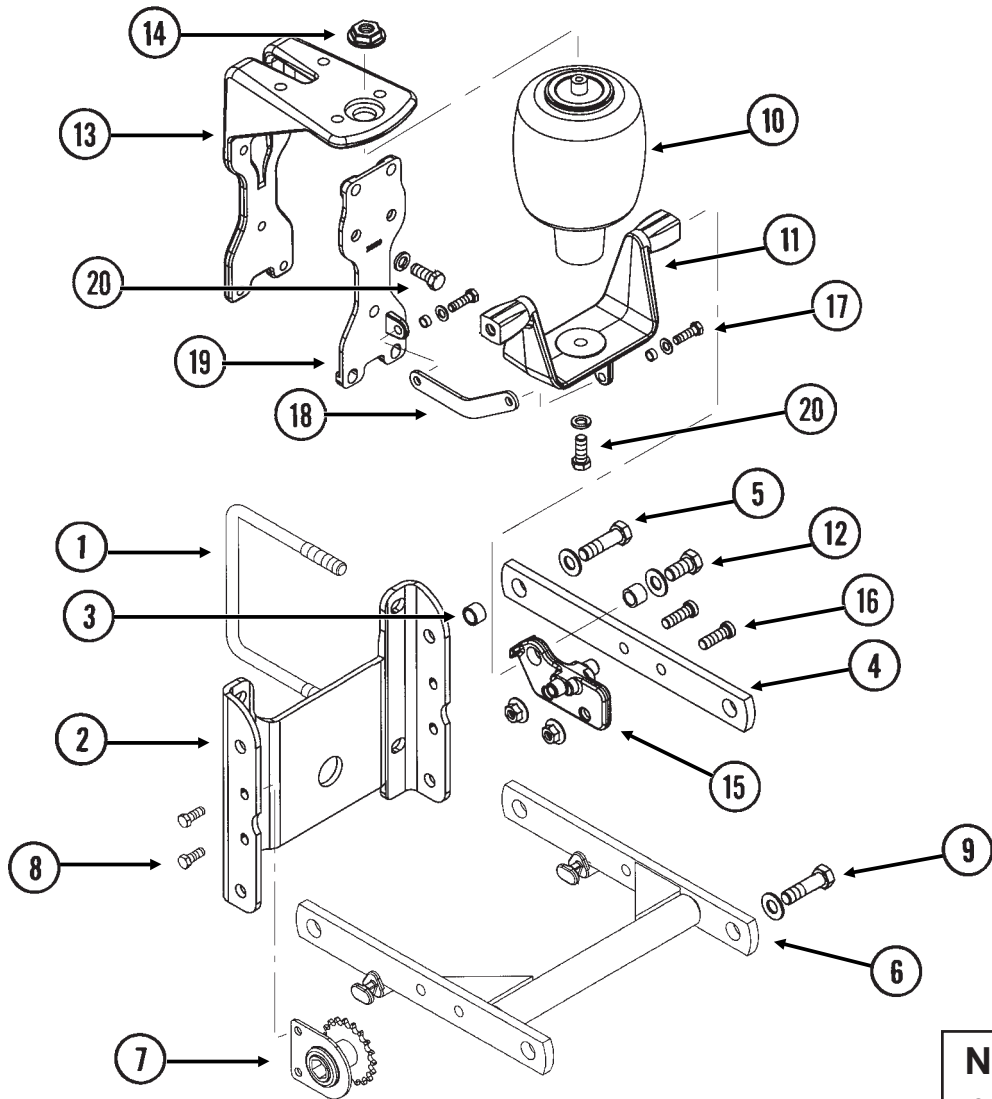


# SHANK ASSEMBLY, SEED TUBE AND DEPTH ADJUSTMENT

ITEM	PART NO.	QTY. (Per Row)	DESCRIPTION
1.	G11015	2	Hex Washer Head Cap Screw, $\frac{3}{8}$ "-16 x 1 $\frac{1}{4}$ "
2.	GB0274	1	Cover, Depth Adjustment
3.	GB0266	1	Handle, Depth Adjustment
4.	GB0267	1	Lever, Depth Adjustment
5.	GD3612	1	Cap Plug
6.	GD10993	1	Spring
7.	GD13361	1	Pin, $\frac{3}{8}$ " x 1 $\frac{2}{3}$ "
8.	GD11259	1	Sleeve, $\frac{3}{8}$ " I.D. x $\frac{5}{8}$ " O.D. x 1 $\frac{25}{32}$ " Long
9.	G11008	1	Hex Head Cap Screw, $\frac{3}{8}$ "-24 x 2 $\frac{1}{2}$ ", Grade 8
	G11007	1	Lock Nut, $\frac{3}{8}$ "-24, Grade C
10.	G3303-108	1	Chain, No. 41, 108 Pitch Including Connector Link
	G3303-16	1	Chain, No. 41, 16 Pitch Including Connector Link (Used W/Row Unit Extension Brackets)
	GR0196	1	Connector Link, No. 41
11.	GD1026	1	Sleeve, 1 $\frac{3}{16}$ " Long
12.	G10201	1	Special Washer, $\frac{3}{8}$ " x 1 $\frac{1}{2}$ " O.D.
13.	GD1065	1	Idler Spring
14.	GD7318	1	Sleeve, 1" Long
15.	G10108	1	Lock Nut, $\frac{3}{8}$ "-16
16.	G10210	1	Washer, $\frac{3}{8}$ " USS
17.	GD11962	1	Idler
18.	G10003	3	Hex Head Cap Screw, $\frac{3}{8}$ "-16 x 1 $\frac{1}{2}$ "
	G10108	3	Lock Nut, $\frac{3}{8}$ "-16
19.	GD10867	2	Stop
20.	G10326	1	Hex Head Cap Screw, $\frac{3}{8}$ "-16 x 3 $\frac{3}{4}$ "
21.	G10551	1	Clevis Pin, $\frac{1}{4}$ " x 2 $\frac{1}{2}$ "
	G10669	1	Hair Pin Clip, No. 22
22.	G10312	2	Carriage Bolt, $\frac{5}{16}$ "-18 x $\frac{3}{4}$ "
	G10620	2	Serrated Flange Nut, $\frac{5}{16}$ "-18
23.	GD1033	1	Shield
24.		-	See "Gauge Wheels", Pages P12 And P13
25.	GA10157	1	Shank W/Gauge Wheel Pivot Spindle And Set Screw
	GD11001	-	Spindle
	G10438	-	Hex Head Cap Screw, $\frac{1}{2}$ "-13 x $\frac{3}{4}$ "
26.	G10207	2	Washer, $\frac{7}{8}$ " O.D. x $\frac{13}{32}$ " I.D. x .134" (If Applicable)
27.	GD11845	1	Dust Cap
28.			See "KPM I Electronic Seed Monitor", "KPM II Stack-Mode Electronic Seed Monitor", "KPM III Electronic Seed Monitor" And "Planter Monitor Module (PMM)", Pages P146-P153
29.	GB0285	1	Collar, Depth Adjustment
30.	GB0265	1	Pivot Link, Depth Adjustment
31.	GD15970	1	Sun Shade
32.	G10304	1	Carriage Bolt, $\frac{3}{8}$ "-16 x 3"
	G10108	1	Lock Nut, $\frac{3}{8}$ "-16
33.	GD17014	1	Hose Guide
34.	G10047	1	Hex Head Cap Screw, $\frac{3}{8}$ "-16 x 1 $\frac{3}{4}$ "
	G10203	2-3	Washer, $\frac{3}{8}$ " SAE
	G10108	1	Lock Nut, $\frac{3}{8}$ "-16
35.	GD16245	-	Sun Shade (Rubber)

# PARALLEL ARMS, MOUNTING SUPPORT PLATE AND PNEUMATIC DOWN PRESSURE PACKAGE

(RU157a/RU159/RU157aa)



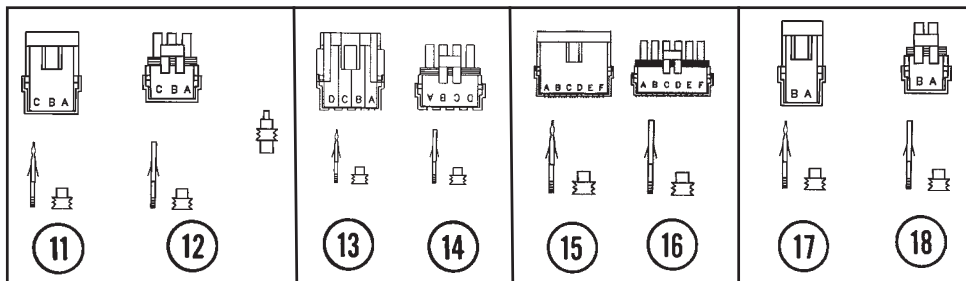
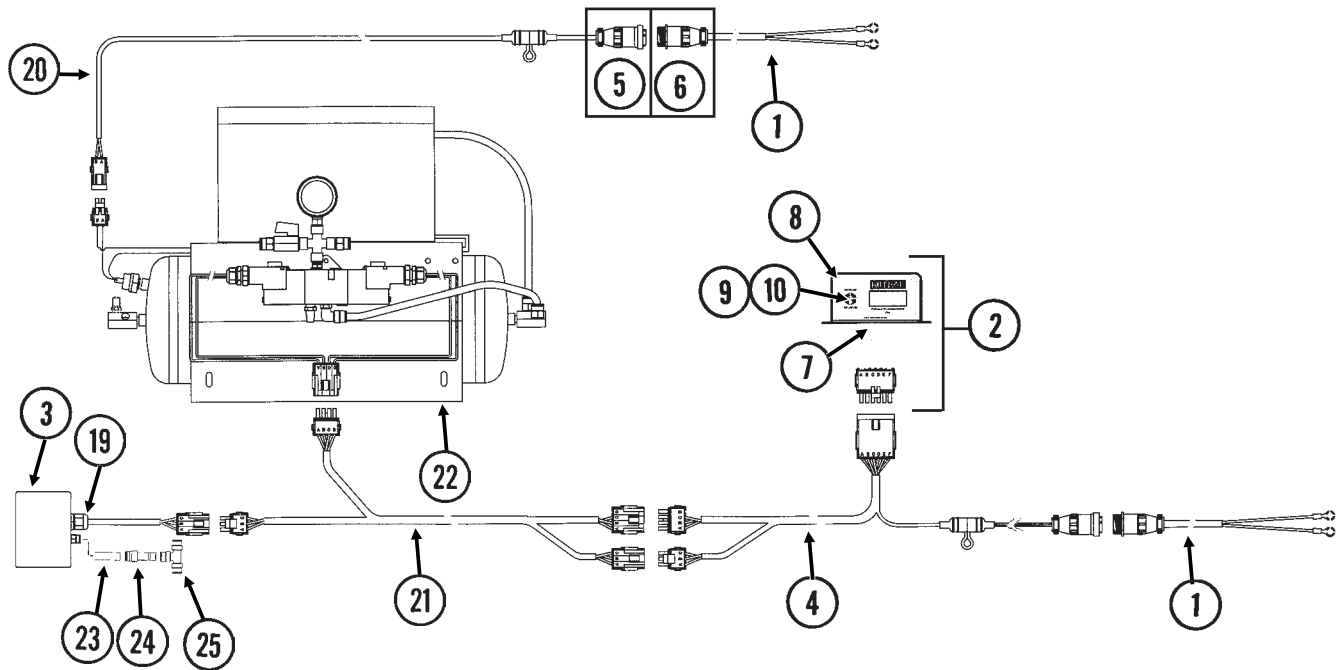
**NOTE: Item 18 link not used when extension brackets are used.**

# PARALLEL ARMS, MOUNTING SUPPORT PLATE AND PNEUMATIC DOWN PRESSURE PACKAGE

ITEM	PART NO.	QTY. (Per Row)	DESCRIPTION
1.	GD1114	2	U-Bolt, 7" x 7" x 5/8"-11
	G10230	4	Lock Washer, 5/8"
	G10104	4	Hex Nut, 5/8"-11
2.	GD10036	1	Mounting Support Plate
3.	GB0218	4	Bushing, 21/32" I.D. x 7/8" O.D. x 19/32" Long
4.	GD11422	2	Upper Parallel Arm
5.	G10732	4	Hex Head Cap Screw, 5/8"-18 x 2"
	GD7805	4	Special Washer, 5/8", Hardened
	G10412	4	Lock Nut, 5/8"-18
6.	GA5651	1	Lower Parallel Arm
7.	GA1720	1	Bearing/Sprocket, 7/8" Hex Bore
8.	G10001	2	Hex Head Cap Screw, 3/8"-16 x 1"
	G10229	2	Lock Washer, 3/8"
	G10101	2	Hex Nut, 3/8"-16
9.		-	See "Hopper Support And Meter Drive", Page P18
10.	GA11982	1	Air Spring Assembly
11.	GB0394	1	Saddle
12.	G11018	2	Hex Head Cap Screw, 5/8"-18 x 1 1/4"
	GD7805	2	Special Washer, 5/8", Hardened
	GD3180-30	2	Sleeve, 7/8" O.D. x 5/8" I.D. x 21/32"
13.	GB0396	1	Head Mount
14.	GB0397	1	Shoulder Nut, 3/4"-16
15.	GB0395	2	Bracket
16.	G11220	4	Hex Socket Cap Screw, 1/2"-13 x 1 1/2"
	G10071	4	Serrated Flange Nut, 1/2"-13
17.	G10004	2	Hex Head Cap Screw, 3/8"-16 x 1 1/4"
	G10203	2	Washer, 3/8" SAE
	GD11963-04	2	Spacer, 1/4"
	G10108	2	Lock Nut, 3/8"-16
18.	GD17794	1	Link
19.	GB0393	1	Plate
20.	G10037	7	Hex Head Cap Screw, 1/2"-13 x 1 1/4"
	G10206	2	Washer, 1/2" SAE (Lower Two Holes Only)
	G10228	7	Lock Washer, 1/2"
21.	G10007	4	Hex Head Cap Screw, 5/8"-11 x 1 1/2"
	G10230	4	Lock Washer, 5/8"
	G10104	4	Hex Nut, 5/8"-11
22.	GB0366	2	Extension Bracket
23.	GB0398	1	Extension
24.	G10039	4	Hex Head Cap Screw, 1/2"-13 x 1 3/4"
	G10206	4	Washer, 1/2" SAE
	G10111	4	Lock Nut, 1/2"-13
25.	GD8249	2	Spring
26.	G10438	2	Hex Head Cap Screw, 1/2"-13 x 3/4"
	G10216	2	Washer, 1/2" USS
A.	G6326X	-	U-Bolt Package For 7" x 7" Toolbar, Includes: (2) GD1114, (4) G10230, (4) G10104
B.	G1K465	-	Pull Row Unit Assist Springs Package, Includes: (2) G10438, (2) G10216 And (2) GD8249

# PNEUMATIC DOWN PRESSURE CONTROL CONSOLE, SENDING UNIT AND HARNESSES

(PNE01a/MTR27a/ELC27b/MTR45/MTR27t)

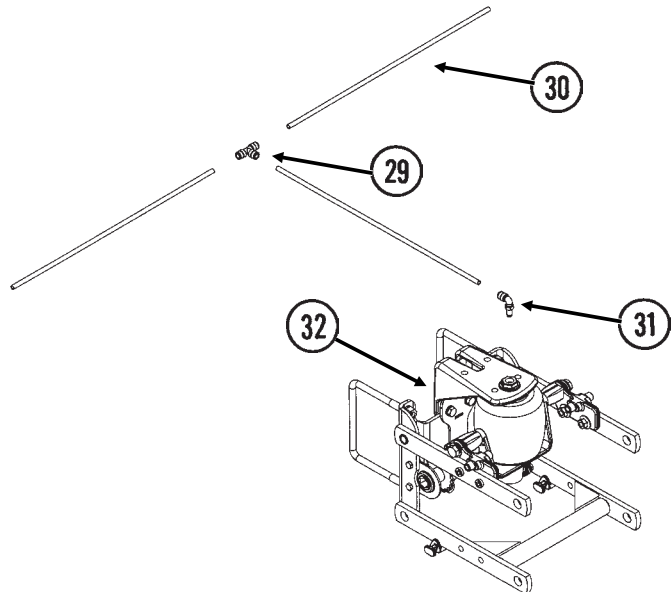
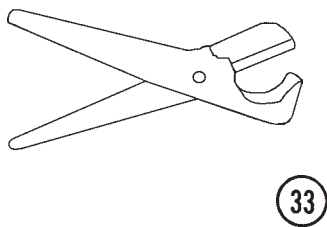
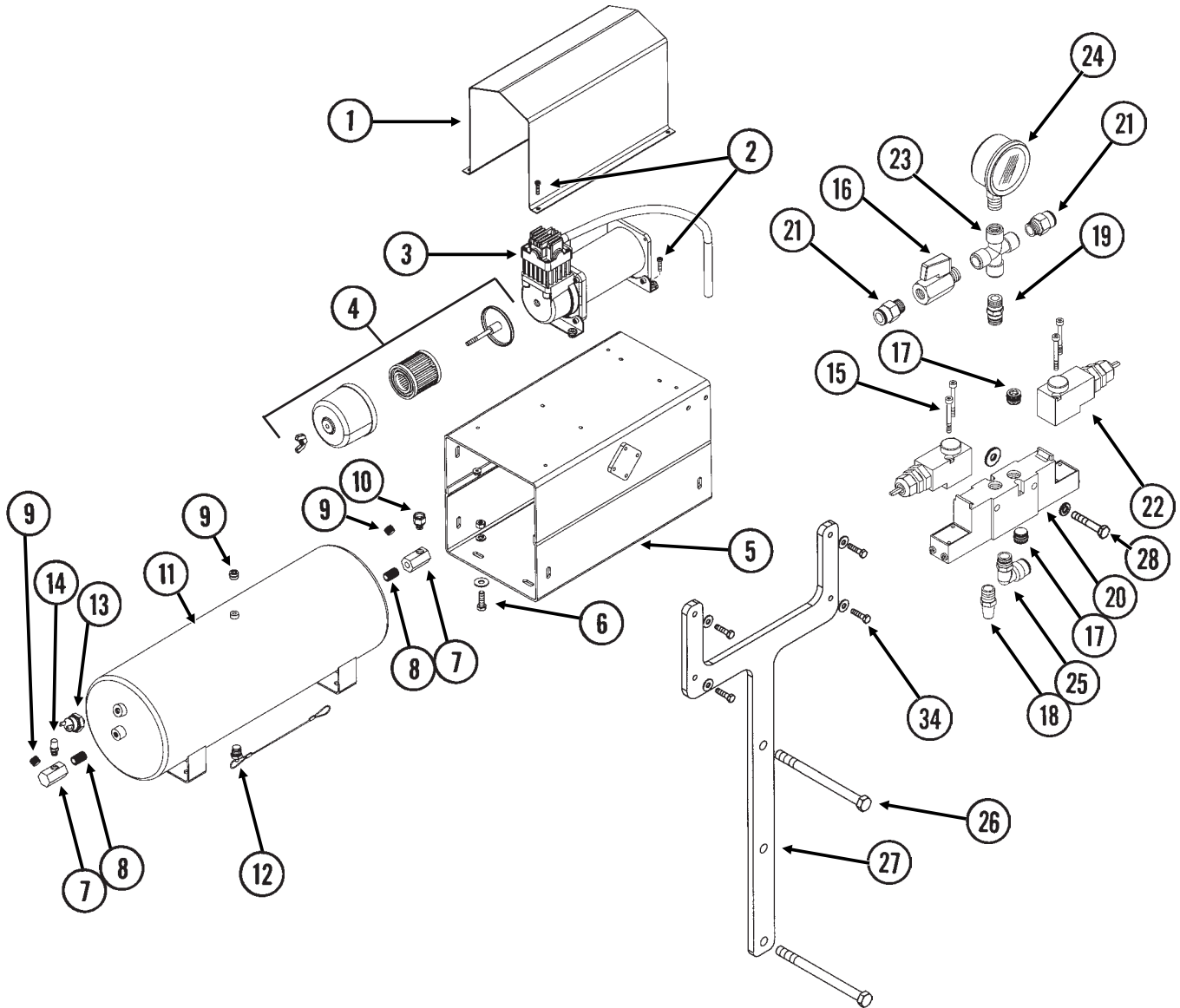


# PNEUMATIC DOWN PRESSURE CONTROL CONSOLE, SENDING UNIT AND HARNESSSES

ITEM	PART NO.	QTY.	DESCRIPTION
1.	GA7856	2	Power Lead Adapter
2.	GA12644	1	Control Console Assembly
3.	GA12646	1	Sending Unit
4.	GA12645	1	Wiring Harness W/Fuse Holder And Fuse, 206"
	GD14258	-	Fuse Holder
	GD14660	-	Fuse, 2 Amp Delay Action
5.	G1K268	-	Console Cable Connector Kit, Includes: (1) 3-Pin Connector, (1) Cable Clamp, (1) Lock Ring, (3) Female Terminal Pins
6.	G1K267	-	Console Cable Connector Kit, Includes: (1) 3-Pin Connector, (1) Cable Clamp, (3) Male Terminal Pins
7.	GA9963	1	Strain Relief
8.	GR1292	4	Pan Head Screw, No. 8-32 x 1/2"
9.	GR1363	1	Hex Face Nut, 15/32"-32
10.	GA6978	1	Switch, 3 Position Toggle, ON-OFF-ON
11.	G1K248	-	3-Pin Female Connector Kit (Black), Includes: (3) 3-Pin Female Housings, (9) Pin Contacts, (9) Seals
12.	G1K252	-	3-Pin Male Connector Kit (Black), Includes: (3) 3-Pin Male Housings, (9) Socket Contacts, (9) Seals
13.	GA8328	-	4-Pin Female Connector Kit, Includes: (1) 4-Pin Female Housing, (4) Pin Contacts, (4) Seals
14.	GA8329	-	4-Pin Male Connector Kit, Includes: (1) 4-Pin Male Housing, (4) Socket Contacts, (4) Seals
15.	G1K396	-	6-Pin Female Connector Kit (Black), Includes: (3) 6-Pin Female Housings, (18) Pin Contacts, (18) Seals
16.	G1K395	-	6-Pin Male Connector Kit (Black), Includes: (3) 6-Pin Male Housings, (18) Socket Contacts, (18) Seals
17.	G1K321	-	2-Pin Female Connector Kit (Black), Includes: (3) 2-Pin Female Housings, (6) Pin Contacts, (6) Seals
18.	G1K320	-	2-Pin Male Connector Kit (Black), Includes: (3) 2-Pin Male Housings, (6) Socket Contacts, (6) Seals
19.	GA9964	2	Strain Relief
20.	GA12682	1	Wiring Harness W/Fuse Holder And Fuse, 40'
	GD14258	-	Fuse Holder
	GD18275	-	Fuse, 20 Amp
21.	GA12669	1	Wiring Harness, 40'
22.		-	See "Pneumatic Down Pressure Air Compressor, Dual Solenoid Assembly, Tubing And Fittings", Pages P8 And P9
23.	GD17151-06	1	Nylon Tubing, 1/4" O. D. x 1 1/2'
24.	GD18796	1	Reducer, 3/8" To 1/4"
25.	GD18010	1	Tee, 3/8" Tube Union

# PNEUMATIC DOWN PRESSURE AIR COMPRESSOR, DUAL SOLENOID ASSEMBLY, TUBING AND FITTINGS

(PNE06/PNE02/PNE29b/A13169/PNE09/PNE08)



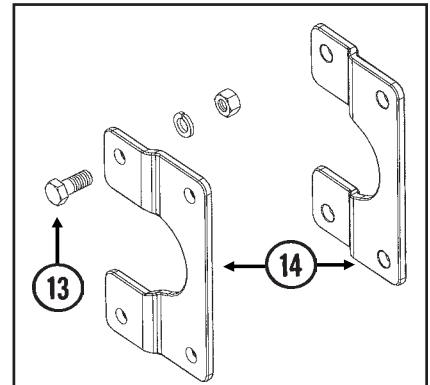
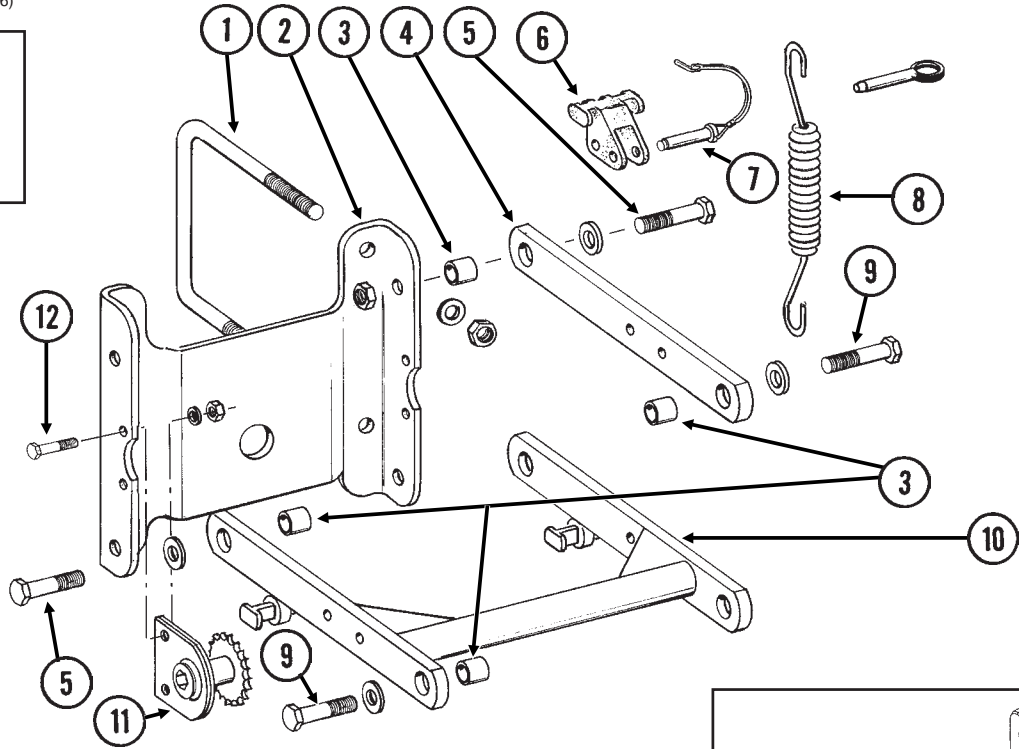
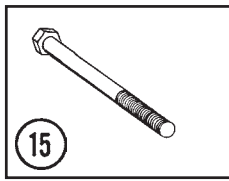
# PNEUMATIC DOWN PRESSURE AIR COMPRESSOR, DUAL SOLENOID ASSEMBLY, TUBING AND FITTINGS

---

ITEM	PART NO.	QTY.	DESCRIPTION
1.	GD18112	1	Cover
2.	G11066	8	Phillips Pan Head Machine Screw, No. 10-24 x 3/4", Stainless Steel
	G10992	8	Serrated Flange Nut, No. 10-24
3.	GA12102	1	Air Compressor
4.	GA12404	1	Filter Assembly
	GR1809	-	Filter
5.	GA12358	1	Mount
6.	G10019	8	Hex Head Cap Screw, 5/16"-18 x 1"
	G10219	8	Washer, 5/16" USS
	G10232	8	Lock Washer, 5/16"
	G10106	8	Hex Nut, 5/16"-18
7.	GD17298	2	Manifold, 1/4" NPT
8.	GD18081	2	Close Nipple, 1/4" NPT
9.	GD17156	3	Plug, 1/4" NPT
10.	GD17144	1	Reducer, 1/8" Male To 1/4" Female
11.	GA11988	1	Tank, 3 Gallon
12.	GA11991	1	Drain, 1/4" NPT
13.	GR1778	1	Pressure Switch
14.	GA11989	1	Valve Stem, 1/8" NPT
15.	G11247	4	Slotted Pan Head Machine Screw, M4-0.7 x 8
16.	GA11992	1	Shutoff Valve, 1/4" NPT
17.	GD17156	2	Plug, 1/4" NPT
18.	GA11997	1	Breather, 1/4" NPT
19.	GD17154	1	Connector, 1/4" Male NPT
20.	GA11993	1	Block
21.	GD17141	3	Connector, 1/4" Male NPT
22.	GA11994	2	Solenoid
23.	GD18078	1	Female Cross, 1/4" NPT
24.	GA12104	1	Pressure Gauge, 1/4" NPT
25.	GD17143	1	Swivel Elbow, 1/4" NPT x 3/8"
26.	G10152	3	Hex Head Cap Screw, 5/8"-11 x 9"
27.	GD18173	2	Bracket
28.	G10021	2	Hex Head Cap Screw, 1/4"-20 x 1 1/2"
	G10227	2	Lock Washer, 1/4"
	G10209	2	Washer, 1/4" USS
29.	GD18010	-	Tee, 3/8" Tube Union
30.	GD17150-04	-	Nylon Tubing, 3/8" O.D. x 86', 16 Row
	GD17150-05	-	Nylon Tubing, 3/8" O.D. x 112', 24 Row
	GD17150-07	-	Nylon Tubing, 3/8" O.D. x 168', 36 Row
31.	GD18011	-	Elbow, 3/8" x 1/8" NPT Extended
32.		-	See "Parallel Arms, Mounting Support Plate And Pneumatic Down Pressure Package", Pages P4 And P5
33.	GA13169	1	Tube Cutter W/Blade
	GR1843	-	Blade
34.	G10171	4	Hex Head Cap Screw, 5/16"-18 x 1 1/4"
	G10219	4	Washer, 5/16" USS
	G10232	4	Lock Washer, 5/16"
	G10106	4	Hex Nut, 5/16"-18
A.	GA12626	-	Air Compressor Assembly (Items 1-14)
B.	GA11995	-	Dual Solenoid Assembly (Items 15-25)

# PARALLEL ARMS, MOUNTING SUPPORT PLATE AND QUICK ADJUSTABLE DOWN FORCE SPRINGS

RUB021/RUB022(RU78i/B0366)

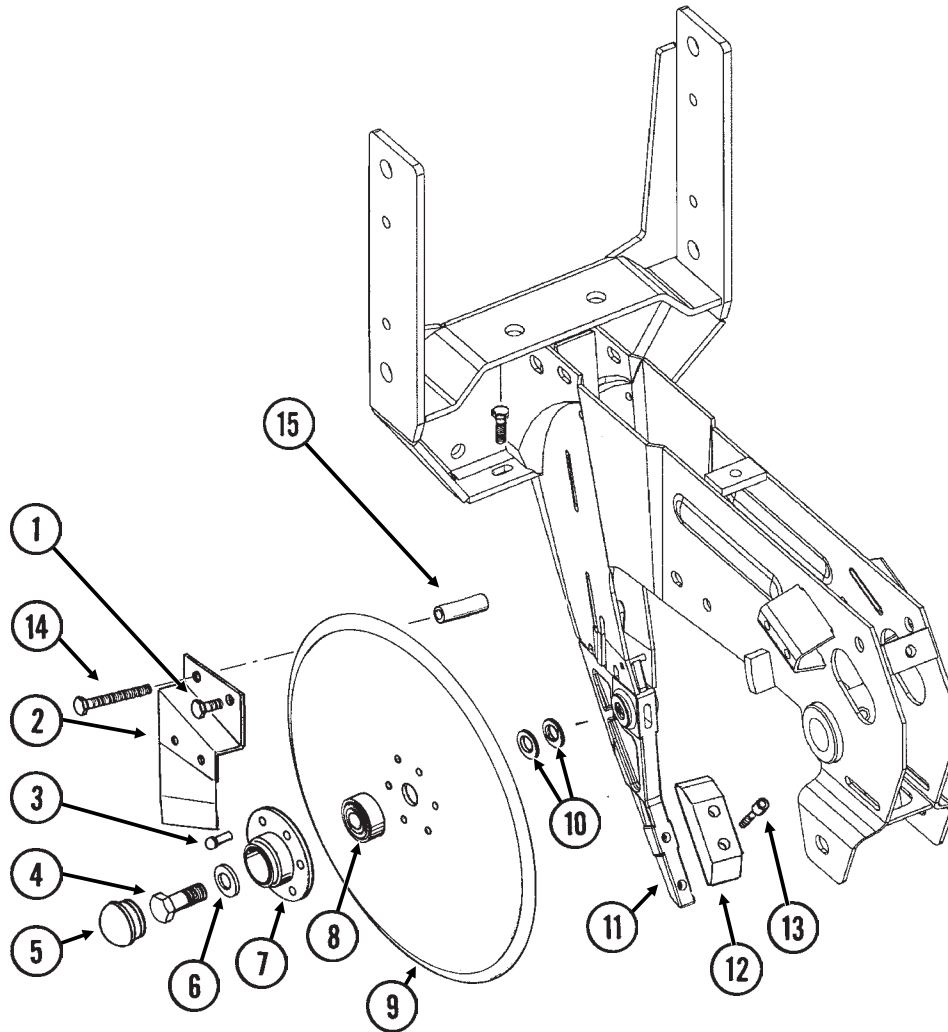


ITEM	PART NO.	QTY. (Per Row)	DESCRIPTION
1.	GD1114 G10230 G10104	2 4 4	U-Bolt, 7" x 7" x 5/8"-11 Lock Washer, 5/8" Hex Nut, 5/8"-11
2.	GD10036	1	Mounting Support Plate
3.	GB0218	4	Bushing, 2 1/32" I.D. x 7/8" O.D. x 19/32" Long
4.	GD11422	2	Upper Parallel Arm
5.	G10732 GD7805 G10412	4 4 4	Hex Head Cap Screw, 5/8"-18 x 2" Special Washer, 5/8", Hardened Lock Nut, 5/8"-18
6.	GB0186	2	Spring Anchor
7.	GD14217	2	Tab Lock Pin, 7/16" x 1 1/2"
8.	GD8249	2-4	Spring
9.		-	See "Hopper Support And Meter Drive", Page P18
10.	GA5651	1	Lower Parallel Arm
11.	GA1720	1	Bearing/Sprocket, 7/8" Hex Bore
12.	G10001 G10229 G10101	2 2 2	Hex Head Cap Screw, 3/8"-16 x 1" Lock Washer, 3/8" Hex Nut, 3/8"-16
13.	G10007 G10230 G10104	4 4 4	Hex Head Cap Screw, 5/8"-11 x 1 1/2" Lock Washer, 5/8" Hex Nut, 5/8"-11
14.	GB0366	2	Extension Bracket
15.	G10152 GD10953 G10230 G10104	- - - -	Hex Head Cap Screw, 5/8"-11 x 9" Square Washer, 5/8" Lock Washer, 5/8" Hex Nut, 5/8"-11

A. G6326X - U-Bolt Package For 7" x 7" Toolbar, Includes: (2) GD1114, (4) G10230, (4) G10104

# 15" SEED OPENER DISC BLADE/BEARING ASSEMBLY AND SCRAPERS

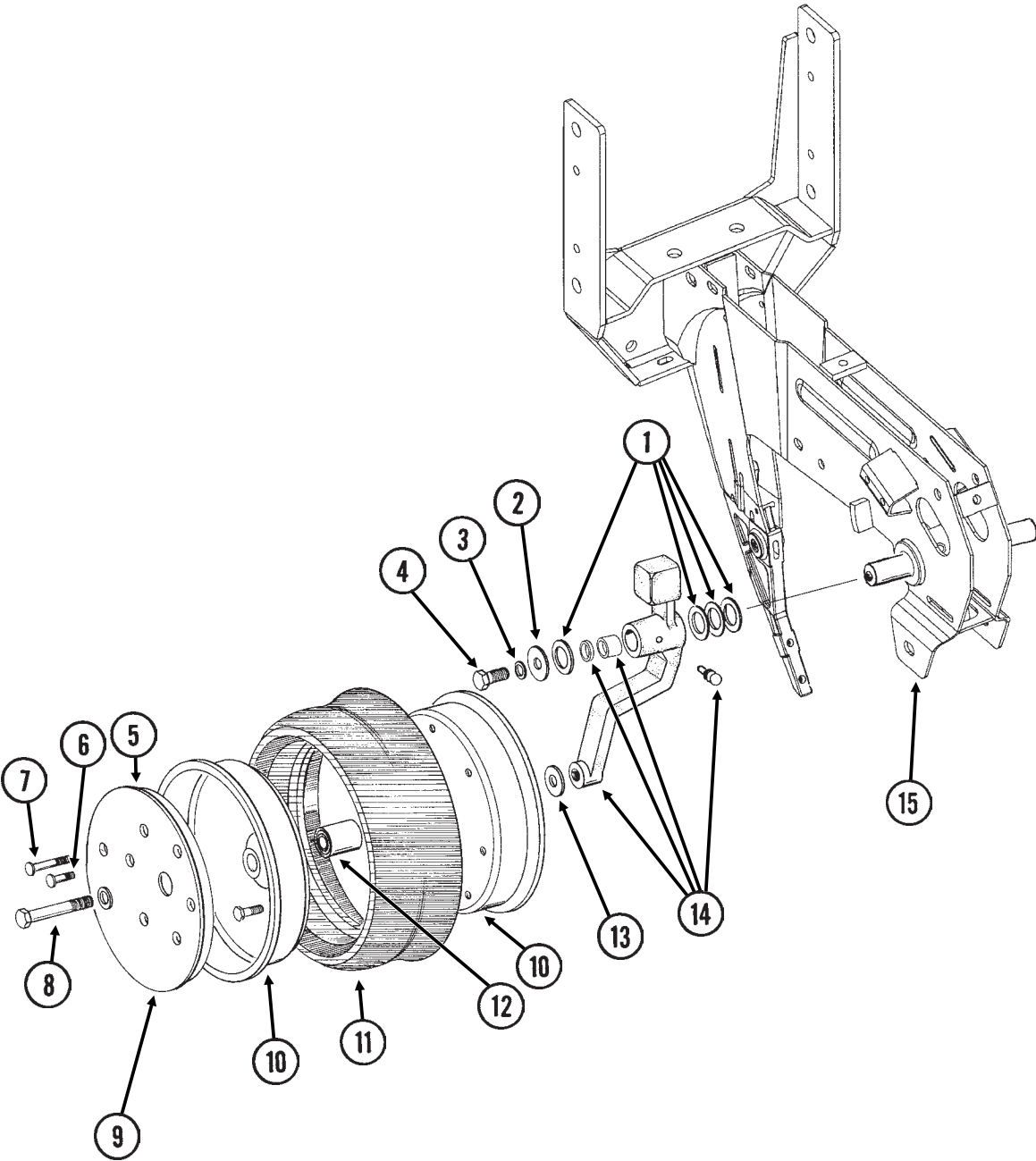
(RU139)



ITEM	PART NO.	QTY. (Per Row)	DESCRIPTION
1.	G10328	2	Hex Head Cap Screw, $\frac{3}{8}$ "-16 x $\frac{5}{8}$ "
	G10622	2	Serrated Flange Nut, $\frac{3}{8}$ "-16
2.	GA2012R	1	Disc Scraper, R.H.
	GA2012L	-	Disc Scraper, L.H. (Shown)
3.	G10427	12	Rivet, $\frac{1}{4}$ " x $\frac{1}{2}$ "
4.	GD11017	1	Special Hex Head Cap Screw, $\frac{5}{8}$ "-11 x 1 $\frac{1}{2}$ ", L.H. Threads
	G10007	1	Hex Head Cap Screw, $\frac{5}{8}$ "-11 x 1 $\frac{1}{2}$ "
5.	GD11845	2	Dust Cap
6.	G10204	2	Special Machine Bushing, $\frac{5}{8}$ " x 1" O.D.
7.	GD10473	2	Bearing Housing
8.	GA2014	2	Bearing
9.	GD11306	2	Disc Blade, 3.5 mm x 15"
10.	G10213	-	Machine Bushing, $\frac{5}{8}$ " (.030" Thick)(As Required)
11.		-	See "Shank Assembly", Pages P2 And P3
12.	GB0301	1	Seed Tube Guard/Inner Scraper
13.	G10912	2	Hex Socket Head Cap Screw, $\frac{5}{16}$ "-18 x 1", Grade 8
14.	G10325	1	Hex Head Cap Screw, $\frac{3}{8}$ "-16 x 2 $\frac{3}{4}$ "
	G10622	1	Serrated Flange Nut, $\frac{3}{8}$ "-16
15.	GD11259	1	Sleeve, $\frac{3}{8}$ " I.D. x $\frac{5}{8}$ " O.D. x 1 $\frac{25}{32}$ " Long
A.	GA8324	-	Disc Blade/Bearing Assembly, Less Dust Cap (Items 3 And 7-9)

# GAUGE WHEELS

(RU140)

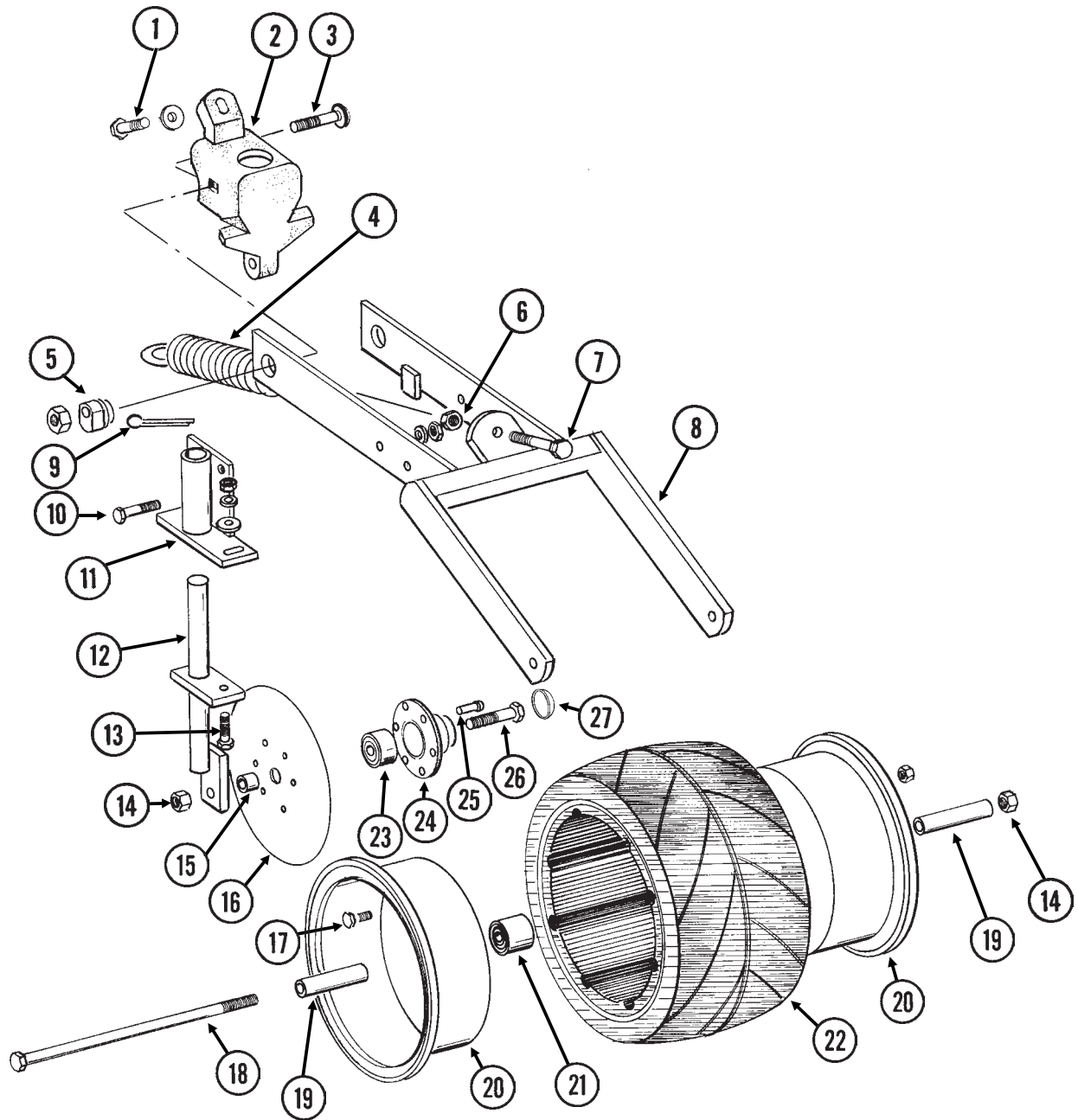


# GAUGE WHEELS

ITEM	PART NO.	QTY. (Per Row)	DESCRIPTION
1.	G10940	-	Machine Bushing, 1" (.048" Thick)
2.	G10216	2	Washer, 1/2" USS
3.	G10228	2	Lock Washer, 1/2"
4.	G10014	1	Hex Head Cap Screw, 1/2"-13 x 1"
5.	GD11453	2	Cover
6.	G10338	12	Carriage Bolt, 5/16"-18 x 1 1/4"
	G10620	12	Serrated Flange Nut, 5/16"-18
7.	G10924	8	Carriage Bolt, 5/16"-18 x 1 3/4"
	G10620	8	Serrated Flange Nut, 5/16"-18
8.	G10010	2	Hex Head Cap Screw, 5/8"-11 x 3"
	G10230	2	Lock Washer, 5/8"
9.	G10018	14	Hex Head Cap Screw, 5/16"-18 x 5/8"
	G10109	14	Lock Nut, 5/16"-18, Grade 8
10.	GD11423	4	Half Wheel
11.	GD1086	2	Tire
12.	GA6171	2	Bearing
13.	G10204	2	Special Machine Bushing, 5/8" x 1" O.D.
14.	GA7975	1	Wheel Arm W/Grease Fitting, Bushings And Seals, L.H. (Shown)
	GA7976	1	Wheel Arm W/Grease Fitting, Bushings And Seals, R.H.
	G10640	1	Grease Fitting, 1/4"-28 (Per Arm)
	GB0276	2	Bushing, 1" I.D. x 1 1/4" O.D. x 1" Long (Per Arm)
	GD10991	2	Seal (Per Arm)
15.		-	See "Shank Assembly", Pages P2 And P3
A.	GA7949	-	Gauge Wheel Complete (Items 5-7 And 9-12)
B.	G1K296	-	Gauge Wheel Arm Bushing And Seal Driver Kit, Includes: (1) Seal Driver, (1) Bushing Driver, (1) Instruction

# COVERING DISCS/SINGLE PRESS WHEEL

RUA054/RUB026(RU94d)

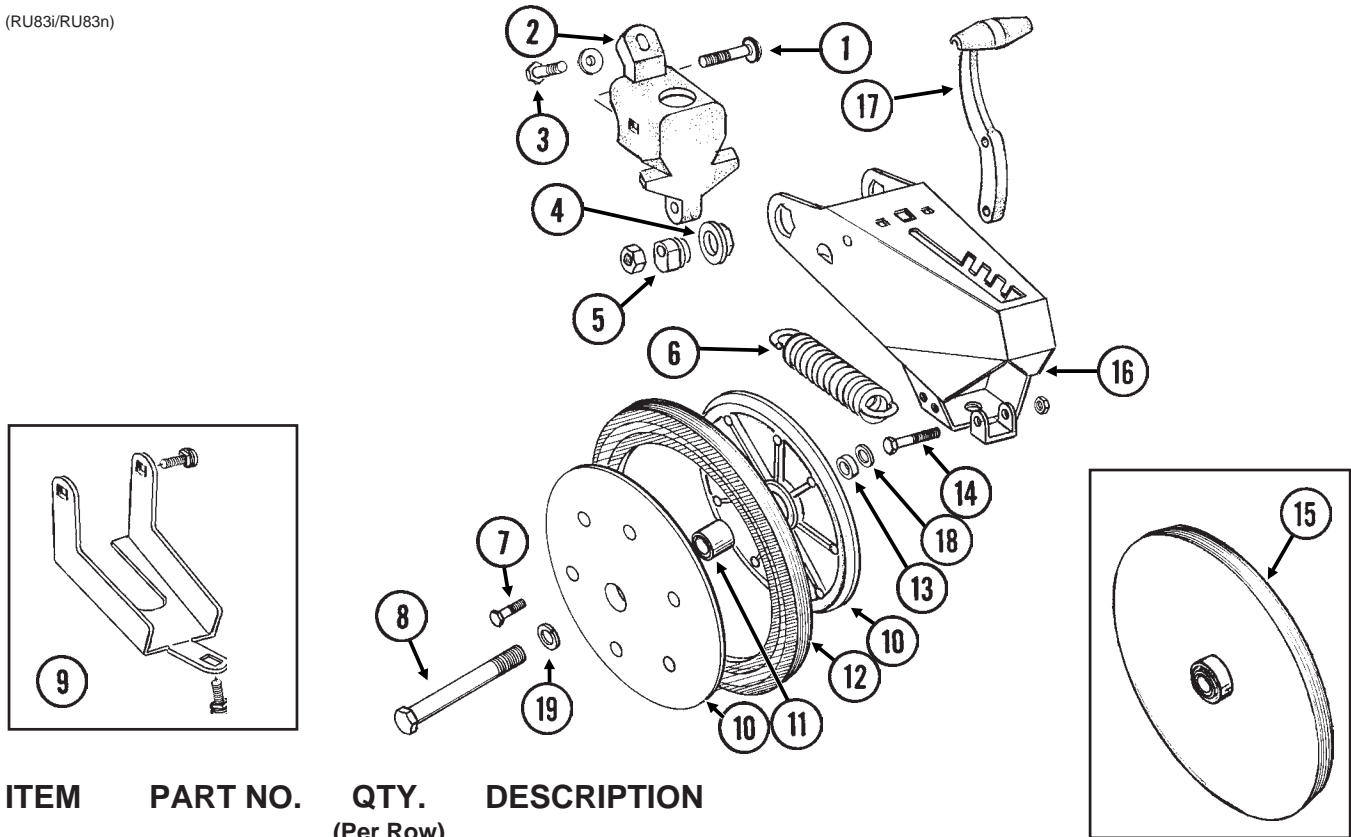


# COVERING DISCS/SINGLE PRESS WHEEL

ITEM	PART NO.	QTY. (Per Row)	DESCRIPTION
1.	G10001	1	Hex Head Cap Screw, $\frac{3}{8}$ "-16 x 1"
	G10210	1	Washer, $\frac{3}{8}$ " USS
2.	GB0268	1	Wheel Arm Stop
3.	G10801	2	Carriage Bolt, $\frac{1}{2}$ "-13 x 2 $\frac{1}{4}$ "
	G10315	-	Carriage Bolt, $\frac{1}{2}$ "-13 x 2 $\frac{1}{2}$ " (Used W/Straight Drop In-Furrow Granular Chemical Bracket)
	G10102	2	Hex Nut, $\frac{1}{2}$ "-13
4.	GA2054	1	Spring
5.	GB0239	2	Eccentric Bushing
6.	G10102	1	Hex Nut, $\frac{1}{2}$ "-13
7.	G10015	1	Adjusting Bolt, $\frac{1}{2}$ "-13 x 5"
8.	GA6619	1	Mounting Arm
9.	G10463	2	Cotter Pin, $\frac{1}{4}$ " x 1 $\frac{1}{2}$ "
10.	G10171	4	Hex Head Cap Screw, $\frac{5}{16}$ "-18 x 1 $\frac{1}{4}$ "
	G10232	4	Lock Washer, $\frac{5}{16}$ "
	G10106	4	Hex Nut, $\frac{5}{16}$ "-18
11.	GA6620	2	Bracket
12.	GA6618	2	Mount
13.	G10303	2	Carriage Bolt, $\frac{5}{16}$ "-18 x 1"
	G10219	2	Washer, $\frac{5}{16}$ " USS
	G10232	2	Lock Washer, $\frac{5}{16}$ "
	G10106	2	Hex Nut, $\frac{5}{16}$ "-18
14.	G10107	3	Lock Nut, $\frac{5}{8}$ "-11
15.	GD1109	2	Bushing, $\frac{41}{64}$ " I.D. x $\frac{7}{8}$ " O.D. x $\frac{1}{4}$ " Long
16.	GD9290	2	Disc Blade, 8"
17.	G10018	7	Hex Head Cap Screw, $\frac{5}{16}$ "-18 x $\frac{5}{8}$ "
	G10109	7	Lock Nut, $\frac{5}{16}$ "-18, Grade 8
18.	G10152	1	Hex Head Cap Screw, $\frac{5}{8}$ "-11 x 9"
19.	GD3180-12	2	Sleeve, $\frac{5}{8}$ " I.D. x $\frac{7}{8}$ " O.D. x 2 $\frac{7}{8}$ " Long
20.	GD9562	2	Half Wheel
21.	GA6171	1	Bearing
22.	GD9305	1	Tire
23.	GA2014	2	Bearing
24.	GD10473	2	Bearing Housing
25.	G10427	12	Rivet, $\frac{1}{4}$ " x $\frac{1}{2}$ "
26.	G10006	2	Hex Head Cap Screw, $\frac{5}{8}$ "-11 x 2 $\frac{1}{4}$ "
27.	GD11845	2	Dust Cap
A.	GA6733	-	Single Press Wheel Complete W/Bearing (Items 17 And 20-22)
B.	GA6801	-	Covering Disc Blade Complete W/Bearing (Items 16 And 23-25)

# "V" CLOSING WHEELS

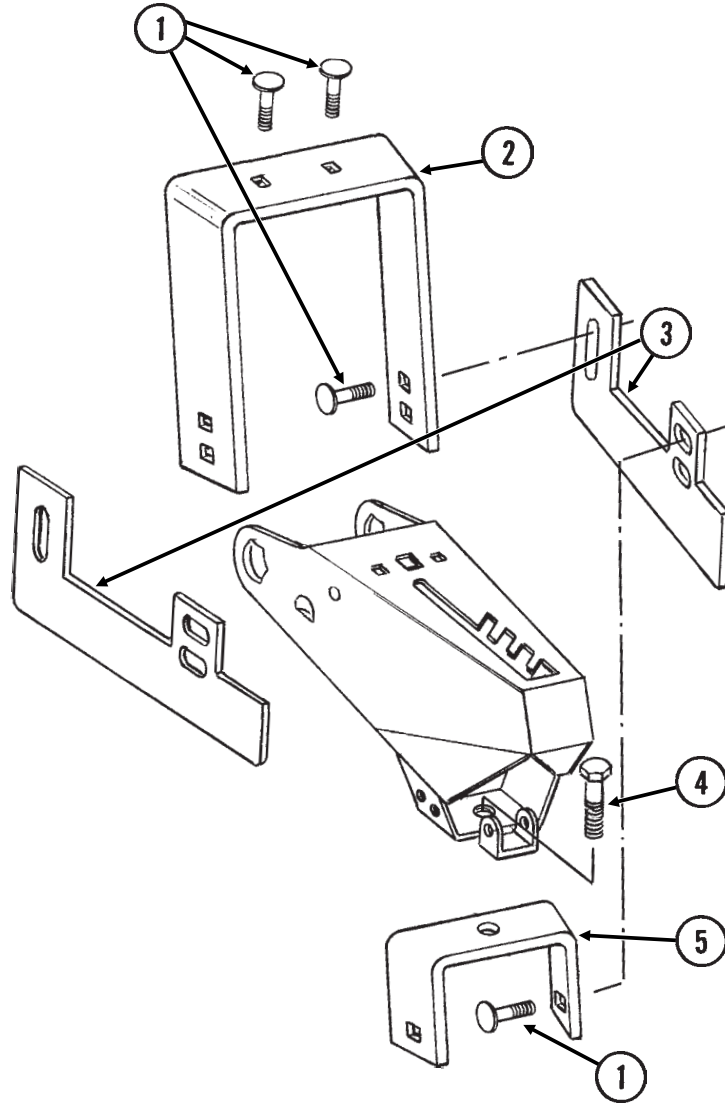
(RU83i/RU83n)



ITEM	PART NO.	QTY. (Per Row)	DESCRIPTION
1.	G10801	2	Carriage Bolt, 1/2"-13 x 2 1/4"
	G10315	-	Carriage Bolt, 1/2"-13 x 2 1/2" (Used W/Straight Drop In-Furrow Granular Chemical Bracket)
	G10111	2	Lock Nut, 1/2"-13
2.	GB0268	1	Wheel Arm Stop
3.	G10001	1	Hex Head Cap Screw, 3/8"-16 x 1"
	G10210	1	Washer, 3/8" USS
4.	GB0282	2	Stepped Bushing
5.	GB0239	2	Eccentric Bushing
6.	GD8460	1	Spring
7.	G10064	6	Hex Head Cap Screw, 1/4"-20 x 1"
8.	G10013	2	Hex Head Cap Screw, 5/8"-11 x 3 1/2"
	G10107	2	Lock Nut, 5/8"-11
9.	G1K345	-	Closing Wheel Shield Kit W/Hardware And Instruction
	G10308	2	Carriage Bolt, 3/8"-16 x 3/4"
	G10599	1	Carriage Bolt, 3/8"-16 x 1 1/4"
	G10210	1	Washer, 3/8" USS
	G10229	3	Lock Washer, 3/8"
	G10101	3	Hex Nut, 3/8"-16
10.	GD9120	4	Nylon Half Wheel
11.	GA6171	2	Bearing
12.	GD1085	2	Rubber Tire, 1" x 12"
13.	GD1109	2	Bushing, 41/64" I.D. x 7/8" O.D. x 1/4" Long
14.	G10133	1	Hex Head Cap Screw, 5/16"-18 x 1 1/2"
	G10109	1	Lock Nut, 5/16"-18, Grade 8
15.	GA6597	-	Cast Iron Closing Wheel W/Bearing
	GA6171	-	Bearing
16.	GA8322	1	Arm
17.	GB0254	1	Lever
18.	GD7805	2	Special Washer, 5/8", Hardened
19.	G10230	2	Lock Washer, 5/8"
A.	GA6434	-	Rubber Closing Wheel Complete W/Bearing (Items 7 And 10-12)

# DRAG CLOSING ATTACHMENT

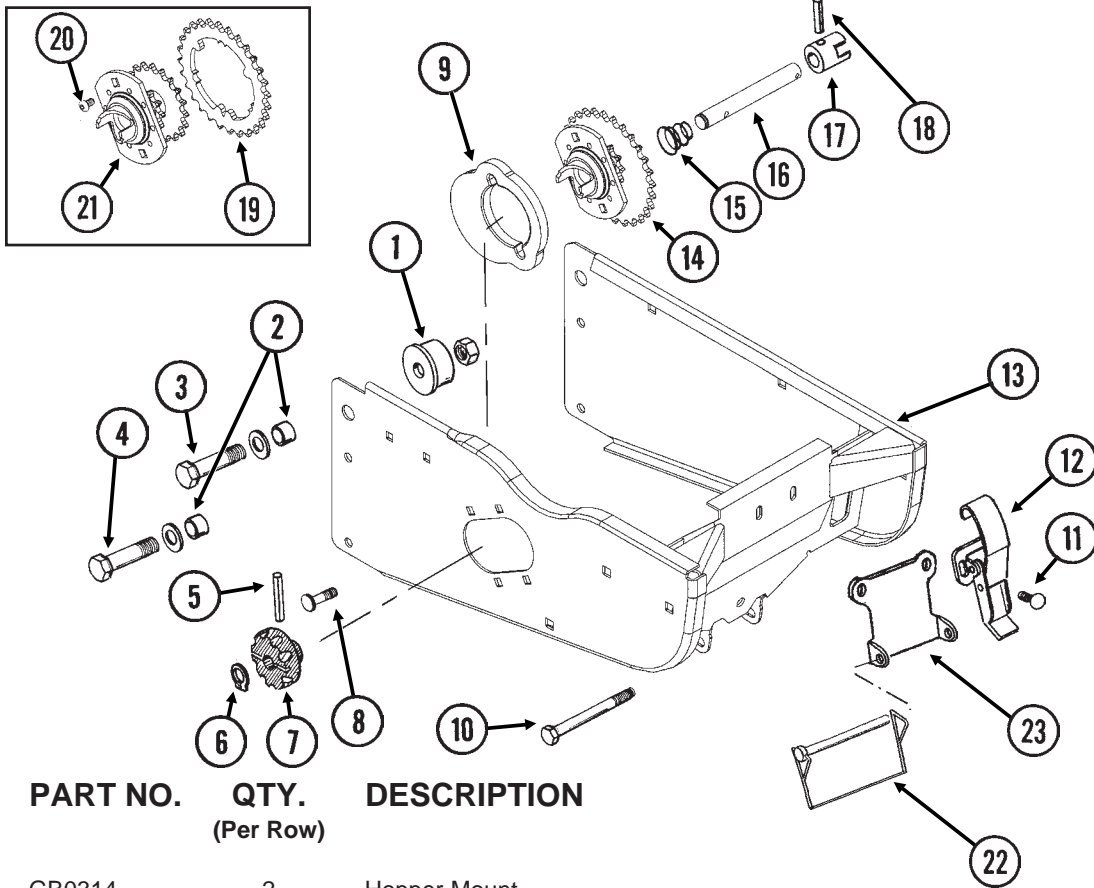
RUB050(RU90c)



ITEM	PART NO.	QTY.	DESCRIPTION
		(Per Row)	
1.	G10599	6	Carriage Bolt, 3/8"-16 x 1 1/4"
	G10210	6	Washer, 3/8" USS
	G10229	6	Lock Washer, 3/8"
	G10101	6	Hex Nut, 3/8"-16
2.	GD11508	1	Front Bracket
3.	GD11313	2	Blade
4.	G10007	1	Hex Head Cap Screw, 5/8"-11 x 1 1/2"
	G10230	1	Lock Washer, 5/8"
	G10104	1	Hex Nut, 5/8"-11
5.	GD11509	1	Rear Bracket
A.	G7566X	-	Drag Closing Attachment Complete (Items 1-5)

# HOPPER SUPPORT AND METER DRIVE

(METR72/MTR22ff)

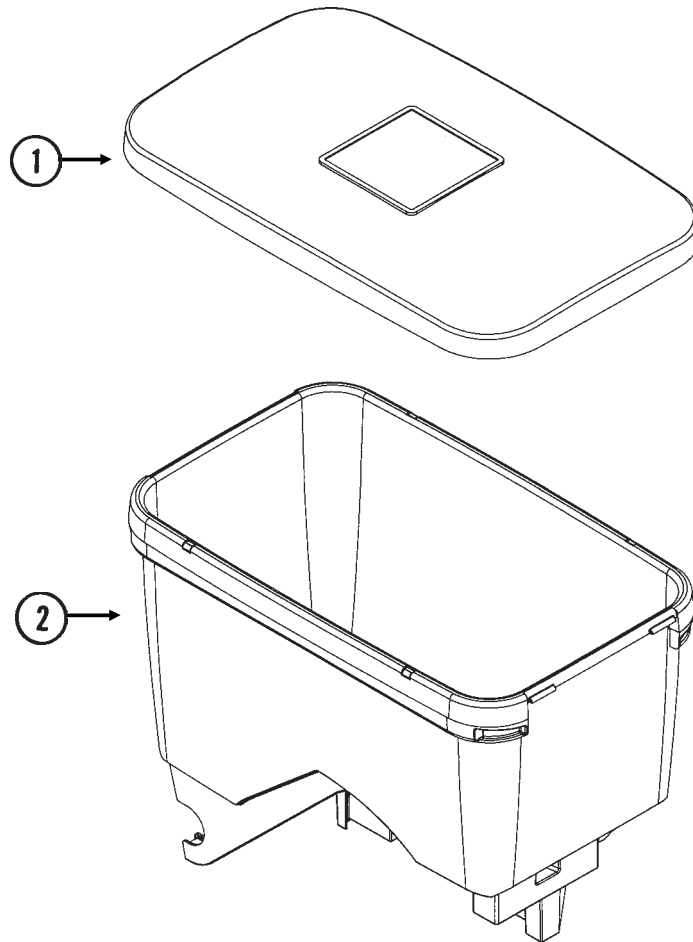


ITEM	PART NO.	QTY. (Per Row)	DESCRIPTION
1.	GB0314	2	Hopper Mount
2.	GB0218	4	Bushing, $2\frac{1}{32}$ " I.D. x $\frac{7}{8}$ " O.D. x $\frac{19}{32}$ " Long
3.	G10752	2	Hex Head Cap Screw, $\frac{5}{8}$ "-18 x $2\frac{1}{4}$ "
	GD7805	2	Special Washer, $\frac{5}{8}$ ", Hardened
	G10412	2	Lock Nut, $\frac{5}{8}$ "-18
4.	G10751	2	Hex Head Cap Screw, $\frac{5}{8}$ "-18 x $1\frac{3}{4}$ "
	GD7805	2	Special Washer, $\frac{5}{8}$ ", Hardened
	G10412	2	Lock Nut, $\frac{5}{8}$ "-18
5.	G10602	1	Spring Pin, $\frac{1}{4}$ " x $1\frac{1}{2}$ "
6.	G10567	1	External Retaining Ring, $\frac{5}{8}$ "
7.	GD11239	1	Knob
8.	G10338	2	Carriage Bolt, $\frac{5}{16}$ "-18 x $1\frac{1}{4}$ "
	G10620	2	Serrated Flange Nut, $\frac{5}{16}$ "-18
9.	GB0331	1	Clutch Adapter Plate
10.	G10061	1	Hex Head Cap Screw, $\frac{3}{8}$ "-16 x $3\frac{1}{2}$ "
	G10210	2	Washer, $\frac{3}{8}$ " USS
	G10108	1	Lock Nut, $\frac{3}{8}$ "-16
11.	G10309	2	Carriage Bolt, $\frac{1}{4}$ "-20 x $\frac{5}{8}$ ", Grade 2
	G10621	2	Serrated Flange Nut, $\frac{1}{4}$ "-20
12.	GA2007	1	Hopper Hold Down Latch
13.	GA10155	1	Hopper Support
14.	GA12143	1	Double Sprocket And Bearing, Drive Clutch, 11/28 Tooth
15.	GD11413	1	Spring
16.	GD15747	1	Shaft
17.	GB0278	1	Coupler
18.	G10546	1	Spring Pin, $\frac{3}{16}$ " x $1\frac{1}{4}$ "
19.	GD17192	1	Bolt-On Sprocket, 28 Tooth
20.	G11222	3	Hex Socket Button Head Cap Screw, $\frac{5}{16}$ "-18 x $\frac{1}{2}$ ", Stainless Steel
	G10620	3	Serrated Flange Nut, $\frac{5}{16}$ "-18
21.	GA10137	1	Double Sprocket And Bearing, Drive Clutch, 11/19 Tooth
22.	GD10705	1	Locking Clip Pin, $\frac{1}{4}$ " x $2\frac{1}{2}$ " (SDS Only)
23.	GD13110	1	Retainer (SDS Only)
A.	GA12144	-	Meter Drive Assembly, 11/28 Tooth (Items 5-7 And 14-18)

# SEED HOPPER AND LID (Conventional)

---

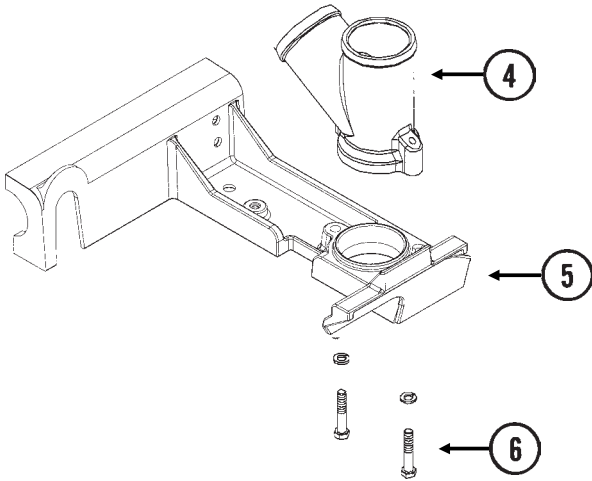
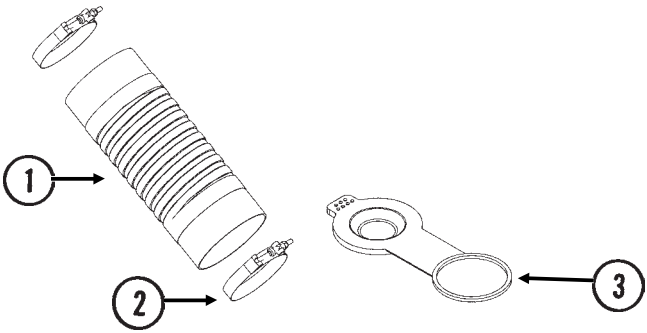
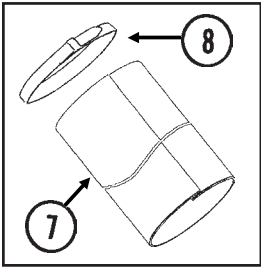
(METR12)



ITEM	PART NO.	QTY.	DESCRIPTION
1.	GD11279	1	Lid
2.	GA10634	1	Seed Hopper

# SEED METER MOUNT AND DROP HOSES (SDS)

(D16399/METR63bb)



# SEED METER MOUNT AND DROP HOSES (SDS)

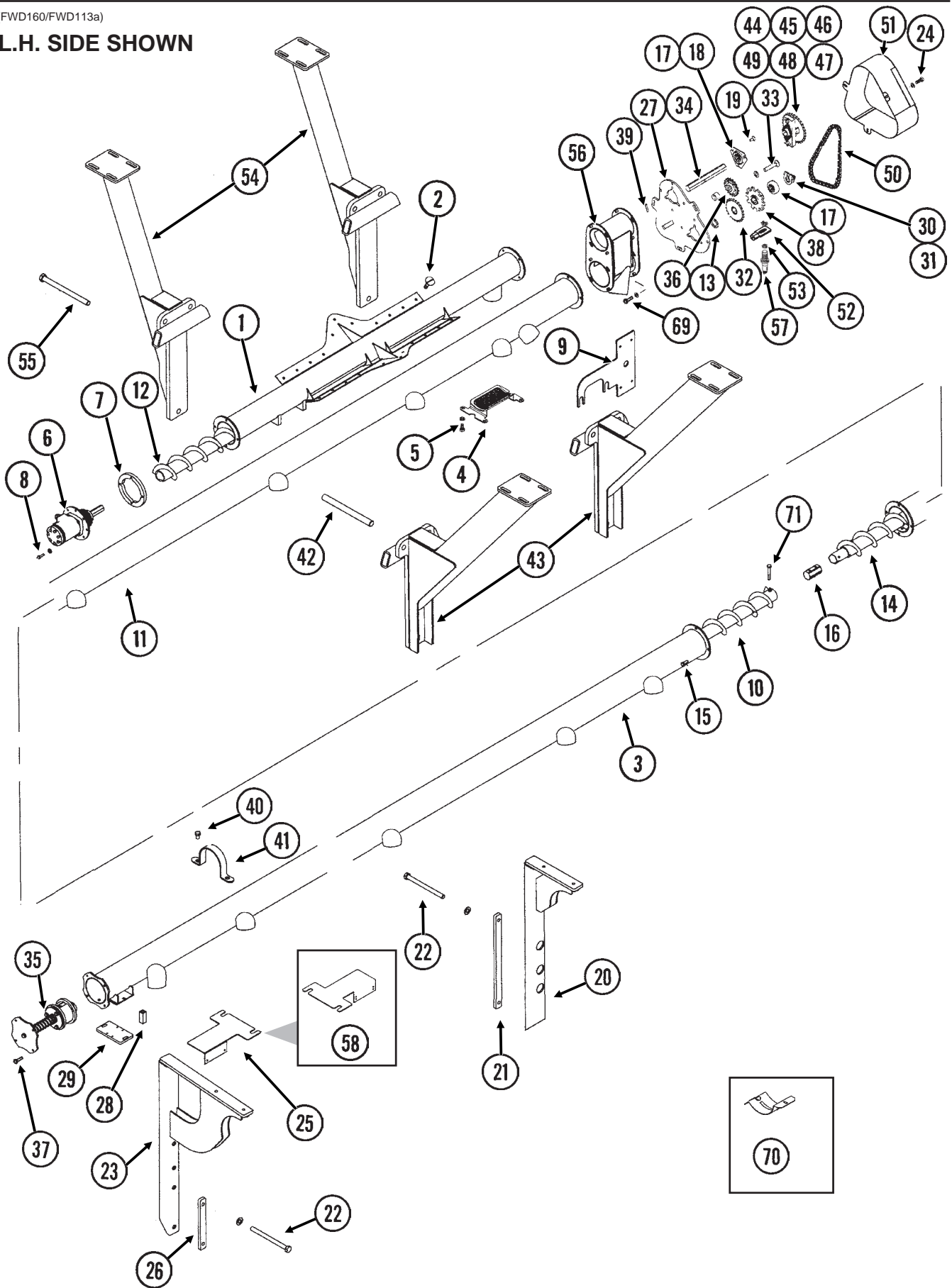
---

ITEM	PART NO.	QTY. (Per Row)	DESCRIPTION
1.	GD12797-02	-	Drop Hose, 3 1/4" x 30"
	GD12797-04	-	Drop Hose, 3 1/4" x 32"
2.	G10999	2	T-Bolt Hose Clamp, 3 1/4"
3.	GD13412	-	View Cap
4.	GB0371	-	Inlet, Short
5.	GA11392	1	Meter Mount
6.	G10047	2	Hex Head Cap Screw, 3/8"-16 x 1 3/4"
	G10229	2	Lock Washer, 3/8"
7.	GD16399-01	-	Sleeve, 3" x 10"
8.	GD2117	-	Tie Strap, 14 1/2"

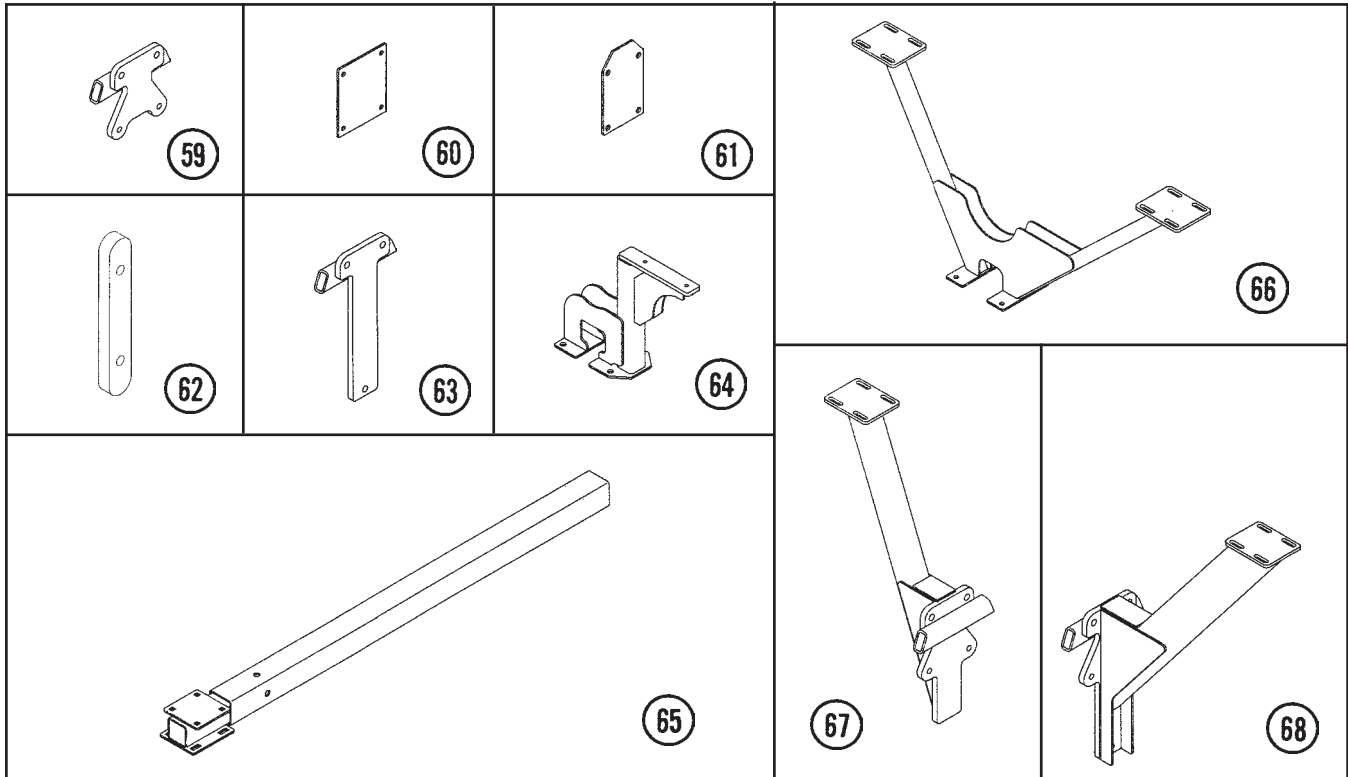
# AUGER ASSEMBLIES (SDS)

(FWD160/FWD113a)

L.H. SIDE SHOWN



# AUGER ASSEMBLIES (SDS)



ITEM	PART NO.	QTY. (Per Assy.)	DESCRIPTION
1.	GA12417	1	Upper Tube
2.	G11192	22	Bolt, $\frac{5}{16}$ "-18 x 1"
	G10221	22	Washer, $\frac{5}{16}$ " SAE
	G11182	22	Lock Nut, $\frac{5}{16}$ "-18
3.	GA13137	1	Outer Tube, L.H., 54 $\frac{2}{3}$ ", 24 Row 20"
	GA13136	-	Outer Tube, R.H., 61 $\frac{1}{2}$ ", 24 Row 20"
	GA13103	-	Outer Tube, L.H., 107 $\frac{1}{4}$ ", 24 Row 22"
	GA13104	-	Outer Tube, R.H., 114", 24 Row 22"
	GA12421	-	Outer Tube, L.H., 169 $\frac{3}{4}$ ", 24 Row 30"
	GA12420	-	Outer Tube, R.H., 176 $\frac{5}{8}$ ", 24 Row 30"
	GA13135	-	Outer Tube, L.H., 174 $\frac{1}{2}$ ", 36 Row 20"
	GA13134	-	Outer Tube, R.H., 181 $\frac{1}{2}$ ", 36 Row 20"
4.	GA11623	1	Screen
5.	G10018	8	Hex Head Cap Screw, $\frac{5}{16}$ "-18 x $\frac{5}{8}$ "
	G10232	8	Lock Washer, $\frac{5}{16}$ "
6.		-	See "SDS Hydraulic System", Pages P138 And P139
7.	GD16766	1	Ring
8.	G10064	4	Hex Head Cap Screw, $\frac{1}{4}$ "-20 x 1"
	G10209	4	Washer, $\frac{1}{4}$ " USS
	G10110	4	Lock Nut, $\frac{1}{4}$ "-20
9.	GD18636	1	Light Bracket
10.	GA13129	1	Auger Assembly, L.H., 43 $\frac{1}{2}$ ", 24 Row 20"
	GA13130	-	Auger Assembly, R.H., 50 $\frac{1}{2}$ ", 24 Row 20"
	GA13077	-	Auger Assembly, L.H., 96", 24 Row 22"
	GA13076	-	Auger Assembly, R.H., 102 $\frac{7}{8}$ ", 24 Row 22"
	GA12415	-	Auger Assembly, L.H., 158 $\frac{1}{2}$ ", 24 Row 30"
	GA12416	-	Auger Assembly, R.H., 165 $\frac{3}{8}$ ", 24 Row 30"
	GA13127	1	Auger Assembly, L.H., 163 $\frac{1}{2}$ ", 36 Row 20"
	GA13128	-	Auger Assembly, R.H., 170 $\frac{1}{2}$ ", 36 Row 20"

# AUGER ASSEMBLIES (SDS)

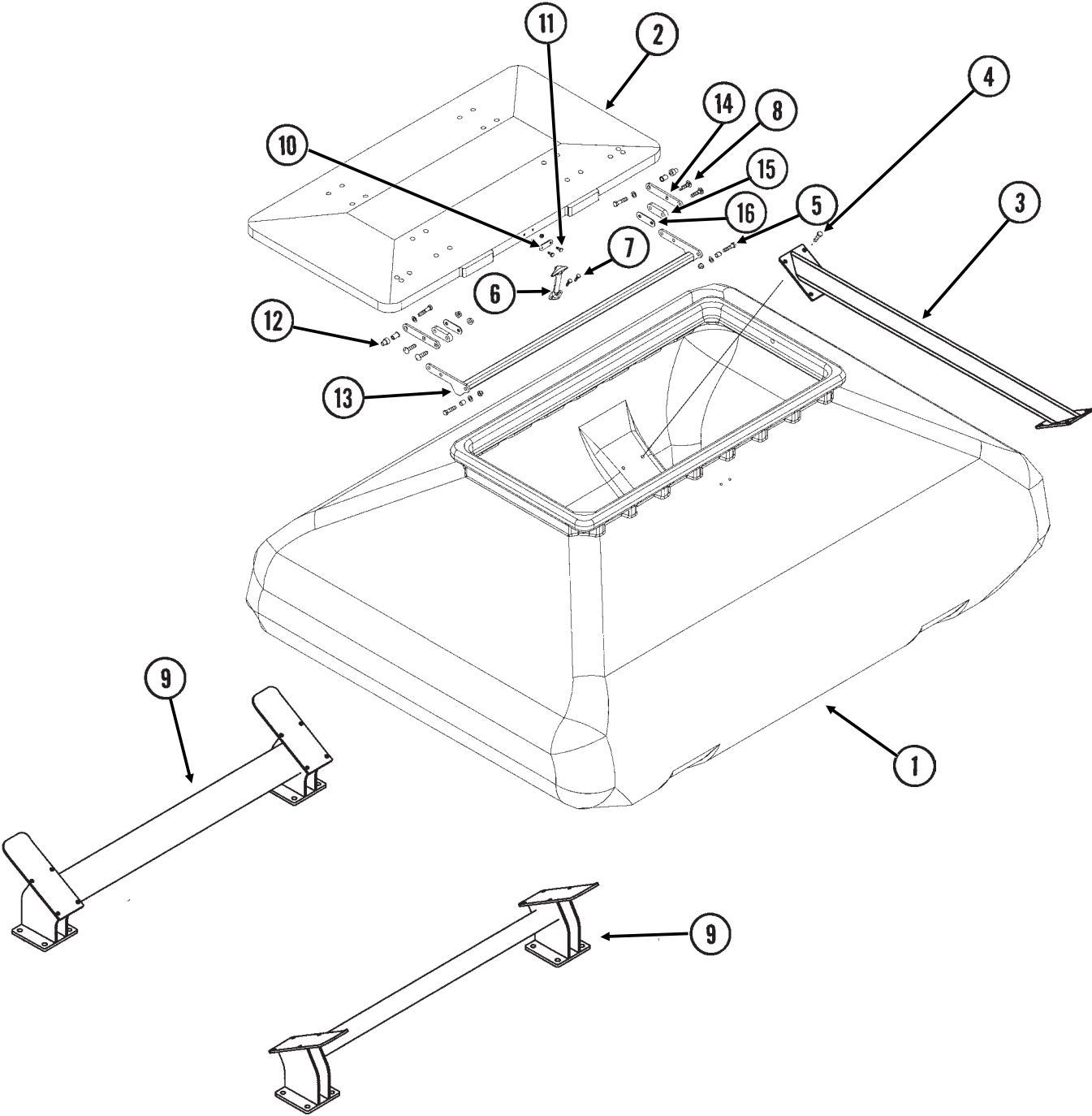
ITEM	PART NO.	QTY. (Per Assy.)	DESCRIPTION
11.	GA13133		Inner Tube, L.H., 144 1/2", 24 Row 20" And 36 Row 20"
	GA13132	-	Inner Tube, R.H., 144 1/2", 24 Row 20" And 36 Row 20"
	GA13101	-	Inner Tube, L.H., 115 1/4", 24 Row 22"
	GA13102	-	Inner Tube, R.H., 115 1/4", 24 Row 22"
	GA12419	-	Inner Tube, L.H., 144 1/2", 24 Row 30"
	GA12418	-	Inner Tube, R.H., 144 1/2", 24 Row 30"
12.	GA13123	1	Auger Assembly, L.H., 73 1/4", 24 Row 20" And 36 Row 20"
	GA13124	-	Auger Assembly, R.H., 73 1/4", 24 Row 20" And 36 Row 20"
	GA13073	-	Auger Assembly, L.H., 72 1/4", 24 Row 22"
	GA13072	-	Auger Assembly, R.H., 72 1/4", 24 Row 22"
	GA12411	-	Auger Assembly, L.H., 68 1/4", 24 Row 30"
	GA12412	-	Auger Assembly, R.H., 68 1/4", 24 Row 30"
13.	G10233	3	Machine Bushing, 1", 10 Gauge
14.	GA13125	1	Auger Assembly, L.H., 155", 24 Row 20" And 36 Row 20"
	GA13126	-	Auger Assembly, R.H., 155", 24 Row 20" And 36 Row 20"
	GA13075	-	Auger Assembly, L.H., 124 1/2", 24 Row 22"
	GA13074	-	Auger Assembly, R.H., 124 1/2", 24 Row 22"
	GA12413	-	Auger Assembly, L.H., 150 1/8", 24 Row 30"
	GA12414	-	Auger Assembly, R.H., 150 1/8", 24 Row 30"
15.	G10019	-	Hex Head Cap Screw, 5/16"-18 x 1"
16.	GD17938	1	Connector
17.	G2100-03	-	Bearing, 7/8" Hex Bore, Spherical
18.	G3400-01	-	Flangette
19.	G10312	-	Carriage Bolt, 5/16"-18 x 3/4"
	G10620	-	Serrated Flange Nut, 5/16"-18
20.	GA12439	-	Support
21.	GD18627	-	Long Tap Block
22.	G10341	-	Hex Head Cap Screw, 5/8"-11 x 8"
	G10205	-	Washer, 5/8" SAE
23.	GA12440	-	Support
24.	G10001	-	Hex Head Cap Screw, 3/8"-16 x 1"
	G10210	-	Washer, 3/8" USS
	G10229	-	Lock Washer, 3/8"
25.	GD17891	-	Terminal Strip Mount
26.	GD18628	-	Short Tap Block
27.	GD17914	1	Plate
28.	GD16701	-	Arm
29.	GD16680	-	Limit Switch Mount
30.	GD11045	5	Lock Clamp
31.	G10130	5	Square Head Machine Bolt, 5/16"-18 x 1 3/4"
	G10923	5	Flange Nut, 5/16"-18, No Serration
32.	GA5108	2	Sprocket, 23 Tooth
33.	G10315	-	Carriage Bolt, 1/2"-13 x 2 1/2"
	GD4887-13	-	Sleeve
	G10206	-	Washer, 1/2" SAE
	G10111	-	Lock Nut, 1/2"-13
	GD17934	1	Hex Shaft
34.	GD17934	1	Hex Shaft
35.	GA11778	1	Auger Stop
36.	GA7154	1	Sprocket, 18 Tooth
37.	G10064	4	Hex Head Cap Screw, 1/2"-20 x 1"
	G10110	4	Lock Nut, 1/2"-20, Grade B

# AUGER ASSEMBLIES (SDS)

ITEM	PART NO.	QTY. (Per Assy.)	DESCRIPTION
38.	GA12450	1	Sensor Wheel
39.	G10602	1	Spring Pin, 1/4" x 1 1/2"
40.	G10438	-	Hex Head Cap Screw, 1/2"-13 x 3/4"
41.	GD16631	-	Strap
42.	GD6425-08	-	Bushing, 1" O.D. x 3/4" I.D. x 7" Long
43.	GA12436	-	Support
44.	G10464	2	Cotter Pin, 3/16" x 1"
45.	GD1256	2	Spring
46.	GA0378	1	Block And Hub Assembly
47.	GD1255	2	L-Pin
48.	GA5165	1	Sprocket, 30 Tooth
49.	G10430	1	External Retaining Ring, 1 1/4"
50.	G3310-58	1	Chain, No. 40, 58 Pitch Including Connector Link
	GR0912	-	Connector Link, No. 40
51.	GA12465	1	Guard, L.H. (Shown)
	GA12466	-	Guard, R.H.
52.	GA12449	1	Sensor Mount
53.	GD14257	2	Nut, M12 x 1"
54.	GA12437	-	Support
55.	G10477	-	Hex Head Cap Screw, 3/4"-10 x 10"
56.	GA13139	1	Transition, L.H., 11", 24 Row 20" And 36 Row 20" (Shown)
	GA13138	-	Transition, R.H., 11", 24 Row 20" And 36 Row 20"
	GA13097	-	Transition, L.H., 10", 24 Row 22"
	GA13098	-	Transition, R.H., 10", 24 Row 22"
	GA12447	-	Transition, L.H., 6", 24 Row 30"
	GA12446	-	Transition, R.H., 6", 24 Row 30"
57.		-	See "Electrical Components (SDS Control Console)", Pages P140 And P141
58.	GD18046	-	Terminal Strip Mount
59.	GA13100	-	Backing Support
60.	GD18647	-	Plate, 7 1/2" x 9"
61.	GD18580	-	Plate, 11" x 6 1/2"
62.	GD18579	-	Tap Block, 9 3/16" Long
63.	GA13099	-	Backing Support
64.	GA13131	-	Support
65.	GA13121	-	Tube, 69"
	GA13122	-	Tube, 70 1/3"
66.	GA13205	-	Support
67.	GA13081	-	Support, Front
68.	GA13269	-	Support, Rear
69.	G10019	-	Hex Head Cap Screw, 5/18"-18 x 1"
	G10219	-	Washer, 5/16" USS
	G10109	-	Lock Nut, 5/16"-18, Grade 8
70.	GA11164	-	Mount
71.	G10403	4	Hex Head Cap Screw, 1/4"-20 x 2 1/4"
	G10110	4	Lock Nut, 1/4"-20, Grade B
A.	GA5164	-	Ratchet/Sprocket Assembly, L.H. Hopper (Items 44-49)
	GA9843	-	Ratchet/Sprocket Assembly, R.H. Hopper (Items 44-49)

# BULK SEED HOPPER ASSEMBLY (SDS)

(FF129a)

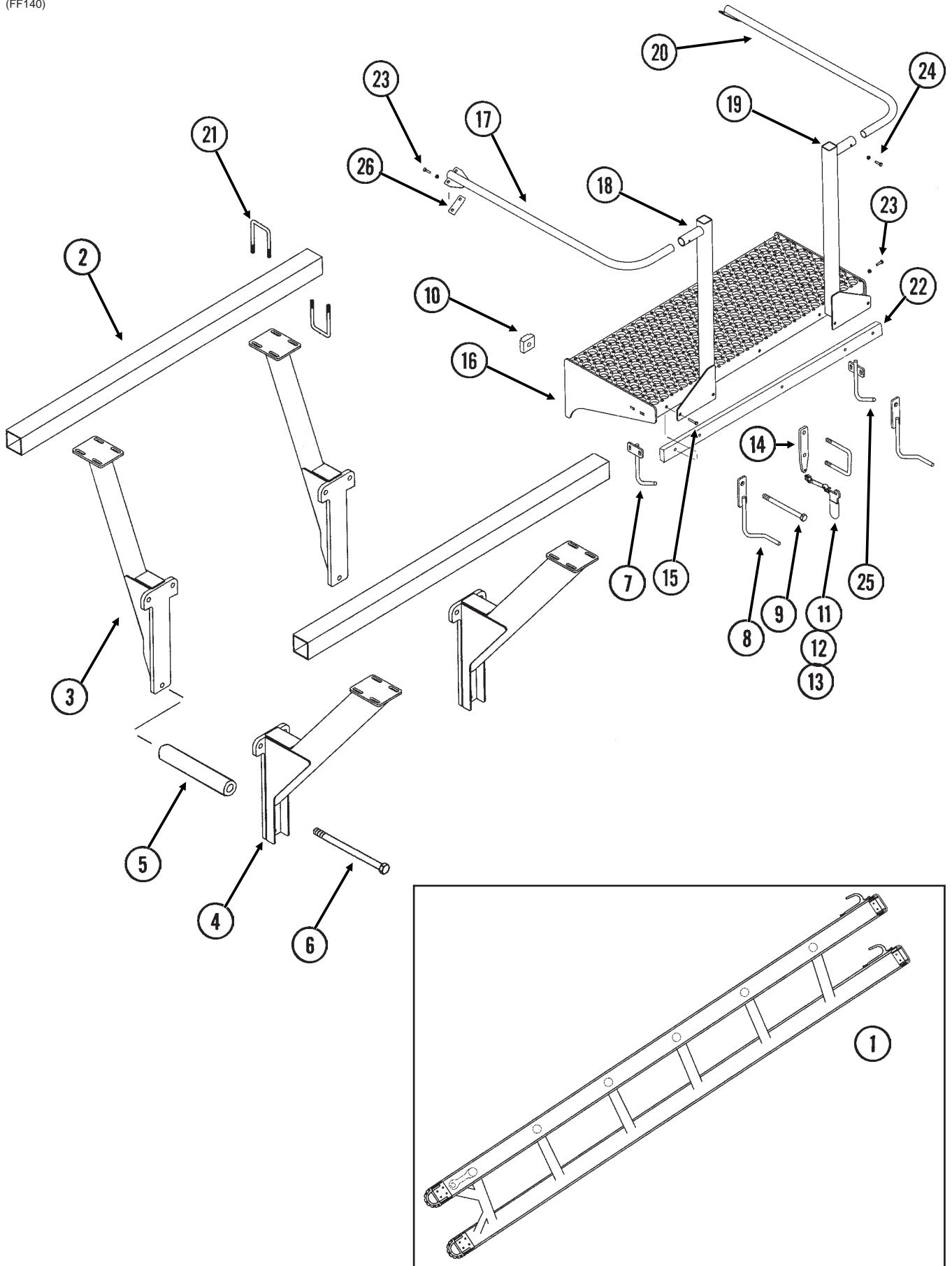


# BULK SEED HOPPER ASSEMBLY (SDS)

ITEM	PART NO.	QTY.	DESCRIPTION
		(Per Assy.)	
1.	GD17308	1	Hopper
2.	GA11579	1	Lid
3.	GA11381	2	Hopper Stiffener
4.	G10003	16	Hex Head Cap Screw, $\frac{3}{8}$ "-16 x 1 $\frac{1}{2}$ "
	G10203	16	Washer, $\frac{3}{8}$ " SAE
	G10108	16	Lock Nut, $\frac{3}{8}$ "-16
5.	G10003	2	Hex Head Cap Screw, $\frac{3}{8}$ "-16 x 1 $\frac{1}{2}$ "
	GD11963-03	2	Tube, $\frac{1}{2}$ " O.D. x $\frac{25}{64}$ " I.D. x $\frac{9}{16}$ "
	G10203	2	Washer, $\frac{3}{8}$ " SAE
	G10108	2	Lock Nut, $\frac{3}{8}$ "-16
6.	GA11635	1	Latch Cover
7.	G10064	2	Hex Head Cap Screw, $\frac{1}{4}$ "-20 x 1"
	G10211	2	Washer, $\frac{1}{4}$ " SAE
	G10110	2	Lock Nut, $\frac{1}{4}$ "-20, Grade B
8.	G10301	4	Carriage Bolt, $\frac{3}{8}$ "-16 x 1 $\frac{1}{2}$ "
	G10622	4	Serrated Flange Nut, $\frac{3}{8}$ "-16
9.	GA11615	2	Mount
10.	GD16979	1	Latch
11.	G10020	2	Hex Head Cap Screw, $\frac{1}{4}$ "-20 x $\frac{5}{8}$ "
	G10110	2	Lock Nut, $\frac{1}{4}$ "-20, Grade B
12.	G10047	2	Hex Head Cap Screw, $\frac{3}{8}$ "-16 x 1 $\frac{3}{4}$ "
	G10203	2	Washer, $\frac{3}{8}$ " SAE
	GD16694	2	Bushing
	G11226	2	Tee Nut, $\frac{3}{8}$ "-16
13.	GA11587	1	Hinge
14.	GD16692	2	Bar
15.	GD16693	2	Spacer
16.	GD16691	2	Shim

# BULK SEED HOPPER CATWALK AND TANK MOUNTS (SDS)

(FF140)

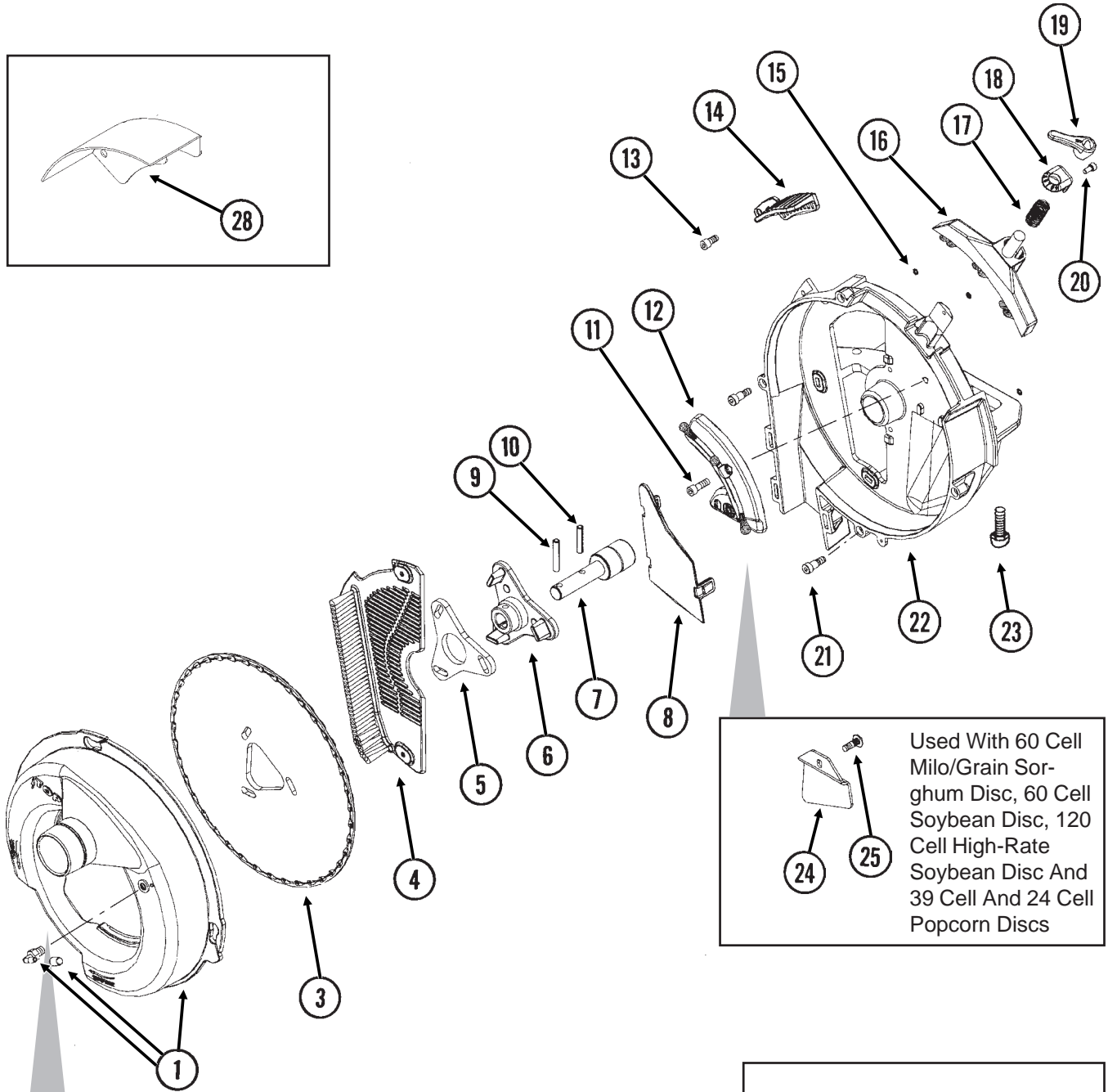
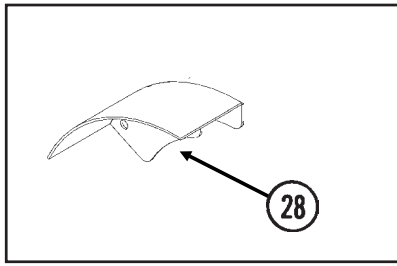


# BULK SEED HOPPER CATWALK AND TANK MOUNTS (SDS)

ITEM	PART NO.	QTY.	DESCRIPTION
1.	GA12613	-	Ladder
2.	GD16514-03	-	Tube, 72"
	GD16514-05	-	Tube, 77"
	GD16514-06	-	Tube, 64"
	GD16514-07	-	Tube, 80"
3.	GA12437	-	Tank Support, Front
4.	GA12436	-	Tank Support, Rear
5.	GD6425-08	-	Bushing, 6 <sup>15</sup> / <sub>16</sub> "
6.	G10477	-	Hex Head Cap Screw, <sup>3</sup> / <sub>4</sub> "-10 x 10"
	G10112	-	Lock Nut, <sup>3</sup> / <sub>4</sub> "-10
7.	GA12619	-	Front Ladder Hook, L.H.
8.	GA12621	-	Rear Ladder Hook
9.	G10341	-	Hex Head Cap Screw, <sup>5</sup> / <sub>8</sub> "-18 x 8"
	G10205	-	Washer, <sup>5</sup> / <sub>8</sub> " SAE
	G10107	-	Lock Nut, <sup>5</sup> / <sub>8</sub> "-11
10.	GD18059	-	Platform Mount Block
11.	GD5827	-	Cover
12.	GD18072	-	Tarp Strap, 6"
13.	GD18069	-	Latch Plate
14.	GD18068	-	Ladder Strap
15.	G10004	-	Hex Head Cap Screw, <sup>3</sup> / <sub>8</sub> "-16 x 1 <sup>1</sup> / <sub>4</sub> "
	G10622	-	Serrated Flange Nut, <sup>3</sup> / <sub>8</sub> "-18
16.	GA12607	-	Platform
17.	GA12605	-	Handrail, L.H.
18.	GA12603	-	Post, L.H.
19.	GA12604	-	Post, R.H.
20.	GA12606	-	Handrail, R.H.
21.	GD16356	-	U-Bolt, 3 <sup>1</sup> / <sub>2</sub> " x 3 <sup>1</sup> / <sub>2</sub> " x <sup>1</sup> / <sub>2</sub> "-13
	G10228	-	Lock Washer, <sup>1</sup> / <sub>2</sub> "
	G10102	-	Hex Nut, <sup>1</sup> / <sub>2</sub> "-13
22.	GD18055	-	Stiffener
23.	G10303	-	Carriage Bolt, <sup>5</sup> / <sub>16</sub> "-18 x 1"
	G10620	-	Serrated Flange Nut, <sup>5</sup> / <sub>16</sub> "-18
24.	G10040	-	Hex Head Cap Screw, <sup>1</sup> / <sub>4</sub> "-20 x 1 <sup>3</sup> / <sub>4</sub> "
	G10110	-	Lock Nut, <sup>1</sup> / <sub>4</sub> "-20
25.	GA12620	-	Front Ladder Hook, R.H.
26.	GD18390	4	Backing Plate

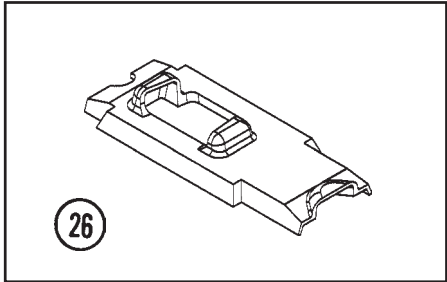
# SEED METER

(METR69/METR65/A12133)



Used With 60 Cell Milo/Grain Sorghum Disc, 60 Cell Soybean Disc, 120 Cell High-Rate Soybean Disc And 39 Cell And 24 Cell Popcorn Discs

- 2** Used With 60 Cell Milo/Grain Sorghum Disc
- 27** Used With 20 Cell Hill-Drop Acid-Delinted Cotton Discs; 54 Cell Acid-Delinted Cotton/ Small Dry Edible Bean Disc; And Small Cotton/Sunflower Disc

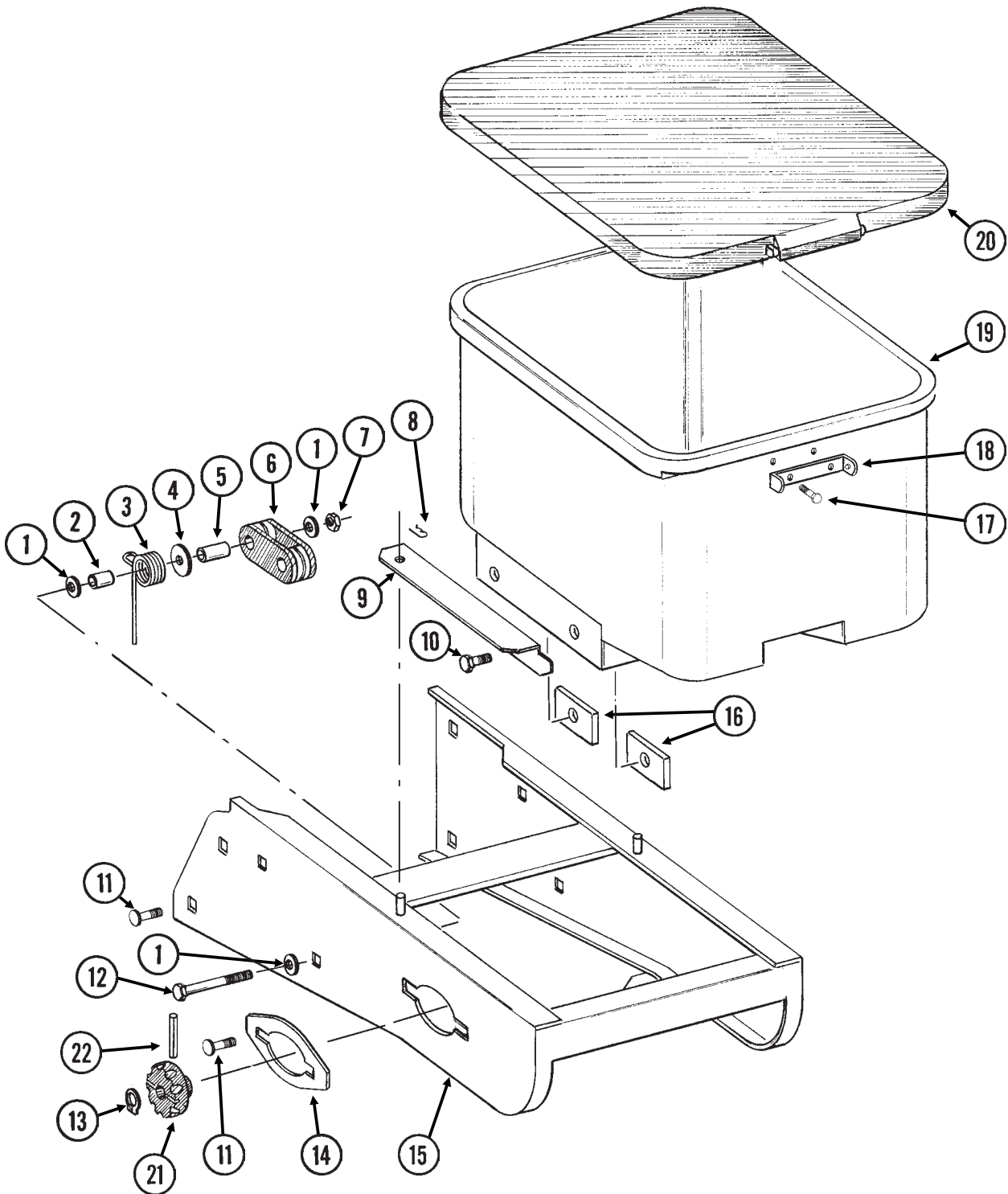


# SEED METER

ITEM	PART NO.	QTY.	DESCRIPTION
1.	GA11911	1	Vacuum Cover W/Elbow And Cap
	GD17099	-	<sup>3</sup> / <sub>16</sub> " Hose Barb Elbow
	GD17152	-	Cap
2.	GA12133	1	Cleanout Brush <b>(Used With 60 Cell Milo/Grain Sorghum Disc)</b>
3.	GD17049	-	Seed Disc, Corn/Popcorn, 39 Cell, Light Blue Color-Coded
	GD17048	-	Seed Disc, Low-Rate Corn/Popcorn, 24 Cell, Light Green Color-Coded
	GD14467	-	Seed Disc, Soybean, 60 Cell, Black Color-Coded
	GD14468	-	Seed Disc, High-Rate Soybean, 120 Cell, Dark Blue Color-Coded
	GD17050	-	Seed Disc, Milo/Grain Sorghum, 60 Cell, Yellow Color-Coded
	GD17187	-	Seed Disc, Hill-Drop Cotton, Acid-Delinted, 20 Cell (3 Seeds Per Cell), Brown Color-Coded
	GD18095	-	Seed Disc, Small Hill-Drop Cotton, Acid-Delinted, 20 Cell (3 Seeds Per Cell), Grey Color-Coded
	GD17186	-	Seed Disc, Cotton, Acid-Delinted/Small Dry Edible Bean, 54 Cell, Dark Green Color-Coded
	GD18098	-	Seed Disc, Small Cotton/Sunflower, 54 Cell, White Color-Coded
	GD14477	-	Seed Disc, Large Dry Edible Bean, 54 Cell, Tan Color-Coded
4.	GD17028	1	Wall Brush/Vent
5.	GD17021	1	Foam Spacer
6.	GB0328	1	Mount
7.	GA5698	1	Bearing
8.	GD14541	1	Discharge Cover
9.	G10602	1	Spring Pin, <sup>1</sup> / <sub>4</sub> " x 1 <sup>1</sup> / <sub>2</sub> "
10.	G10603	1	Spring Pin, <sup>1</sup> / <sub>4</sub> " x 1 <sup>1</sup> / <sub>4</sub> "
11.	G11213	1	Hex Socket Head Cap Screw, <sup>1</sup> / <sub>4</sub> "-20 x <sup>3</sup> / <sub>4</sub> "
12.	GA11935	1	Crowder Brush
13.	G10260	1	Hex Socket Head Cap Screw, <sup>1</sup> / <sub>4</sub> "-20 x <sup>1</sup> / <sub>2</sub> " (Conventional Planters)
	G10252	1	Hex Socket Head Cap Screw, <sup>1</sup> / <sub>4</sub> "-20 x <sup>7</sup> / <sub>8</sub> " (SDS Planters)
	G10209	1	Washer, <sup>1</sup> / <sub>4</sub> " USS (SDS Planters)
	G10110	1	Lock Nut, <sup>1</sup> / <sub>4</sub> "-20, Grade B (SDS Planters)
14.	GD17047	1	Air Inlet Screen
15.	GD17162	3	Push Nut, <sup>1</sup> / <sub>8</sub> " I.D.
16.	GA10755	1	Singulator Brush
17.	GD14592	1	Spring
18.	GB0358	1	Cap
19.	GD15663	1	Brush Adjustment Lever
20.	G11173	1	Hex Socket Head Cap Screw, No. 10-24 x <sup>3</sup> / <sub>8</sub> ", Stainless Steel
21.	G11172	4	Hex Socket Head Shoulder Screw, <sup>1</sup> / <sub>4</sub> "-20 x <sup>3</sup> / <sub>8</sub> ", Stainless Steel
22.	GB0319	1	Housing
23.	G11009	2	Locking Thumbscrew, <sup>5</sup> / <sub>16</sub> "-18 x <sup>3</sup> / <sub>4</sub> " (Conventional Planters)
	G10171	2	Hex Head Cap Screw, <sup>5</sup> / <sub>16</sub> "-18 x 1 <sup>1</sup> / <sub>4</sub> " (SDS Planters)
	G10232	2	Lock Washer, <sup>5</sup> / <sub>16</sub> " (SDS Planters)
24.	GD17104	1	Seed Baffle <b>(Used With 60 Cell Milo/Grain Sorghum Disc, 60 Cell Soybean Disc, 120 Cell High-Rate Soybean Disc And 39 Cell And 24 Cell Popcorn Discs)</b>
25.	G11210	1	Rib Neck Bolt, <sup>1</sup> / <sub>4</sub> "-20 x <sup>3</sup> / <sub>4</sub> "
	G10323	1	Hex Flange Nut, <sup>1</sup> / <sub>4</sub> "-20, No Serration
26.	GD15700	1	Shank Cover, EdgeVac <sup>®</sup> Meter
27.	GA12154	-	Cleanout Brush W/Ball-Type Ejector <b>(Used With 20 Cell Hill-Drop Acid-Delinted Cotton Discs And 54 Cell Acid-Delinted Cotton/Small Dry Edible Bean And Small Cotton/Sunflower Discs)</b>
28.	GD15923	1	Meter Cover (SDS Only)
A.	G1K469	-	Sunflower Rate Reduction Kit, Includes: (4) GA5205 Sprocket, 15 Tooth; (2) GA5107 Sprocket, 19 Tooth; (4) G3310-144 Chain, No. 40 And (1) Instruction

# GRANULAR CHEMICAL HOPPER AND HOPPER PANEL EXTENSION

(METR14d)



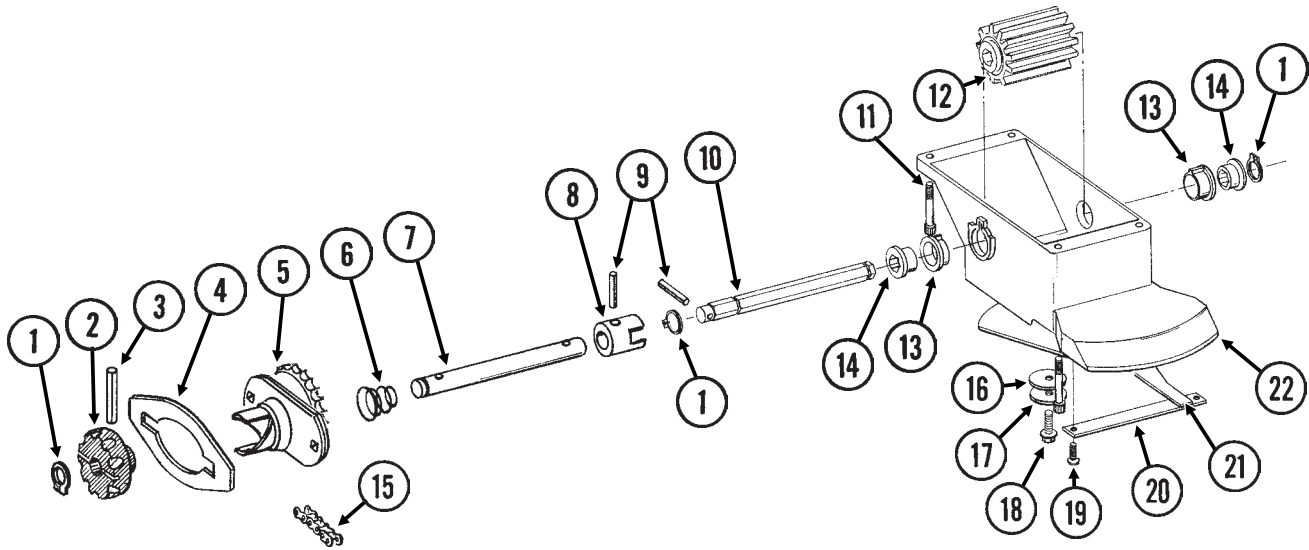
# GRANULAR CHEMICAL HOPPER AND HOPPER PANEL EXTENSION

---

ITEM	PART NO.	QTY. (Per Row)	DESCRIPTION
1.	G10210	3	Washer, $\frac{3}{8}$ " USS
2.	GD2971-10	1	Sleeve, $\frac{9}{16}$ " Long
3.	GD11219	1	Spring
4.	G10201	1	Special Washer, $\frac{3}{8}$ " x 1 $\frac{1}{2}$ " O.D.
5.	GD1026	1	Sleeve, 1 $\frac{3}{16}$ " Long
6.	GD11962	1	Idler
7.	G10108	1	Lock Nut, $\frac{3}{8}$ "-16
8.	G10670	2	Hair Pin Clip, No. 3
9.	GD1059L	1	Support, L.H. (Shown)
	GD1059R	1	Support, R.H.
10.	G10002	4	Hex Head Cap Screw, $\frac{3}{8}$ "-16 x $\frac{3}{4}$ "
	G10229	4	Lock Washer, $\frac{3}{8}$ "
11.	G10312	8	Carriage Bolt, $\frac{5}{16}$ "-18 x $\frac{3}{4}$ "
	G10620	8	Serrated Flange Nut, $\frac{5}{16}$ "-18
12.	G10325	1	Hex Head Cap Screw, $\frac{3}{8}$ "-16 x 2 $\frac{3}{4}$ "
13.	G10567	3	External Retaining Ring, $\frac{5}{8}$ "
14.	GD11305	1	Plate
15.	A10759	1	Hopper Panel Extension <b>(Non-Stock Item)</b> <b>(Sub Wholegoods Order Code 700-01099)</b>
16.	GD11424	4	Block
17.	G10023	2	Hex Head Cap Screw, $\frac{1}{4}$ "-20 x $\frac{3}{4}$ "
	G10621	2	Serrated Flange Nut, $\frac{1}{4}$ "-20
18.	GD1060	1	Hinge
19.	GA8371	1	Hopper
20.	GA4444	1	Lid
21.	GD11239	1	Knob
22.	G10602	1	Spring Pin, $\frac{1}{4}$ " x 1 $\frac{1}{2}$ "

# GRANULAR CHEMICAL METER AND METER DRIVE

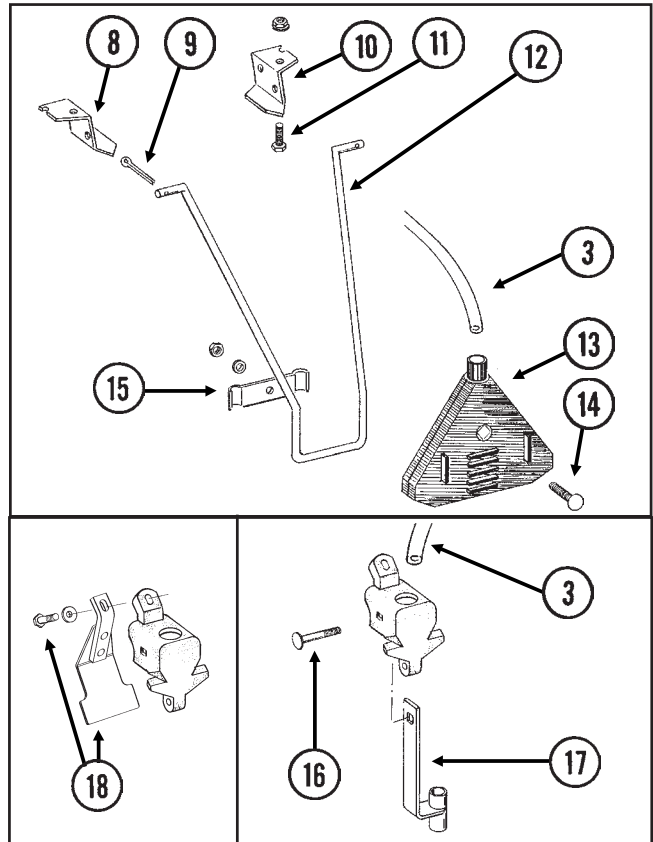
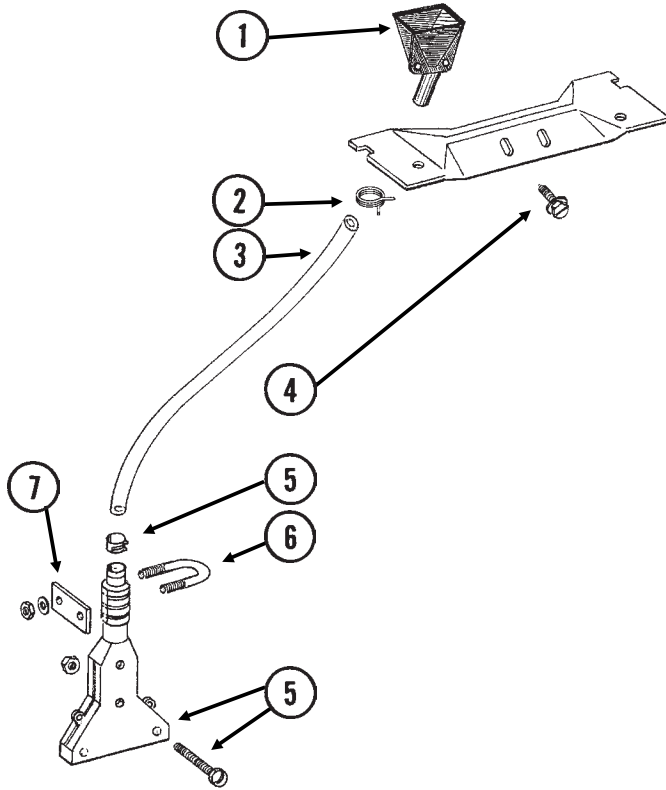
RUA051/RUB028(RU91a)



ITEM	PART NO.	QTY. (Per Row)	DESCRIPTION
1.	G10567	3	External Retaining Ring, 5/8"
2.	GD11239	1	Knob
3.	G10602	1	Spring Pin, 1/4" x 1 1/2"
4.		-	See "Granular Chemical Hopper And Hopper Panel Extension", Pages P32 And P33
5.	GA8364	1	Sprocket And Bearing, Drive Clutch, 24 Tooth
6.	GD11413	1	Spring
7.	GD11240	1	Shaft
8.	GB0278	1	Coupler
9.	G10546	2	Spring Pin, 3/16" x 1 1/4"
10.	GD11297	1	Shaft
11.	G10921	4	Hex Socket Head Cap Screw, No. 10-24 x 7/8"
	G10257	4	Lock Washer, No. 10
12.	GD7148	1	Feed Roller, Hex Bore
13.	GB0115	2	Bearing
14.	GD7258	2	Hex Bushing
15.	G3303-108	1	Chain, No. 41, 108 Pitch Including Connector Link
	GR0196	1	Connector Link, No. 41
16.	G10660	1	Wave Washer, 1/2"
17.	G10209	1	Washer, 1/4" USS
18.	G10570	1	Slotted Hex Self-Tapping Screw, 1/4"-20 x 3/4"
19.	G11073	2	Slotted Hex Self-Tapping Screw, No. 10 x 3/8"
20.	GD1061	1	Support Strap
21.	GD1063	1	Metering Gate
22.	GB0116	1	Granular Housing
A.	GA8326	-	Granular Chemical Meter Complete (Items 1, 9, 10, 12-14 And 16-22)

# GRANULAR CHEMICAL BANDING OPTIONS

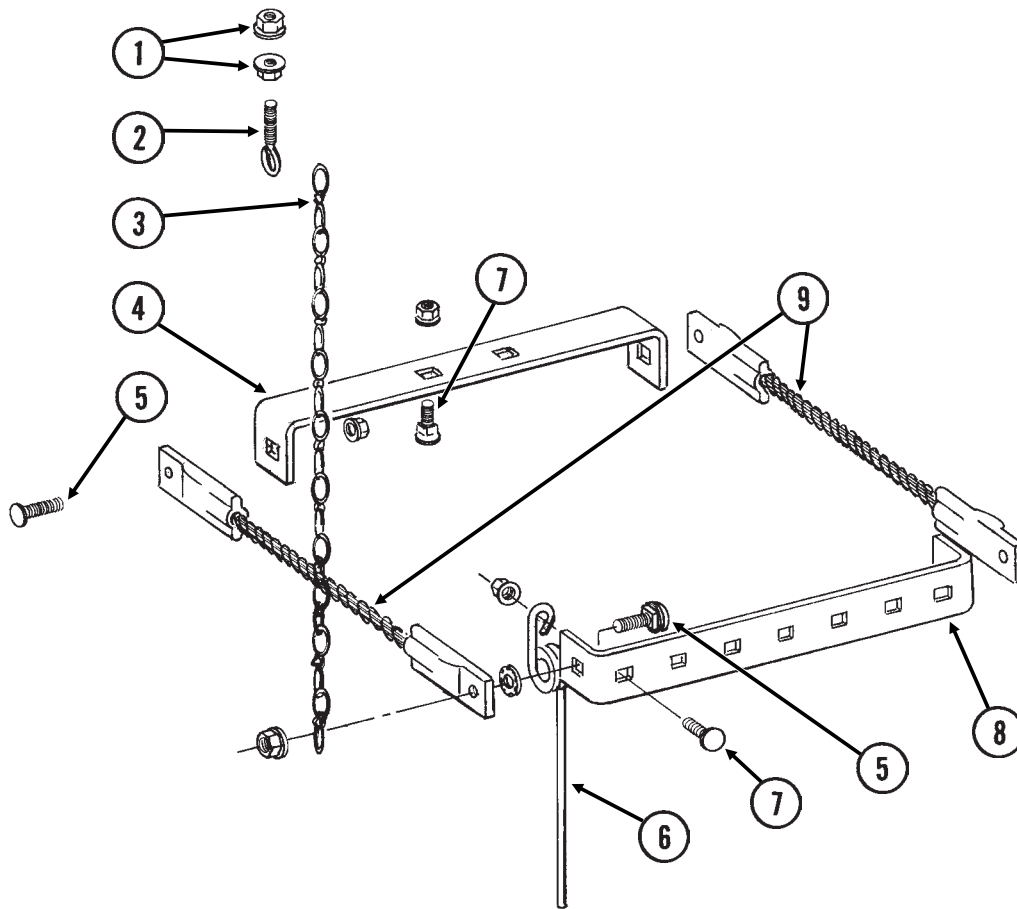
RUA061/RUA073(RU101mm/RU83m)



ITEM	PART NO.	QTY.	DESCRIPTION
1.	GD2423	1	Funnel
2.	G11209	1	Wire Hose Clamp, 3/4"
3.	GD2947	1	Hose, 7/16" x 28"
4.	G10523	2	Slotted Pan Head Self-Tapping Screw, No. 10 x 1/2"
5.	GA6907	1	Slope-Compensating Bander W/Hardware (4 1/2" Band Width)
	G10864	1	Uni-Clamp
	G10757	2	Pan Head Screw, No. 10-32 x 1 1/4"
	G10758	2	Hex Nut, No. 10-32
6.	GD10963	1	U-Bolt, 1 1/2" x 1 5/16" x 1/4"-20
	G10209	2	Washer, 1/4" USS
	G10110	2	Lock Nut, 1/4"-20, Grade B
7.	GD10984	1	Spacer
8.	GD1115L	-	Hanger Bracket, L.H.
9.	G10452	-	Cotter Pin, 1/8" x 1/2"
10.	GD1115R	-	Hanger Bracket, R.H.
11.	G10310	-	Carriage Bolt, 1/4"-20 x 3/4", Grade 2
	G10227	-	Lock Washer, 1/4"
	G10103	-	Hex Nut, 1/4"-20
12.	GD1116	-	Hanger
13.	GA2075	-	Diffuser, 14" Band
14.	G10306	-	Carriage Bolt, 3/8"-16 x 2"
	G10229	-	Lock Washer, 3/8"
	G10101	-	Hex Nut, 3/8"-16
15.	GD1118	-	Clamp
16.	G10315	1	Carriage Bolt, 1/2"-13 x 2 1/2" (Replaces Existing 1/2" x 2 1/4" Hardware)
17.	GA6741	1	Bracket (Straight Drop In-Furrow)
18.	G1K385	-	Bander Shield Kit W/Hardware And Instruction
	G10003	1	Hex Head Cap Screw, 3/8"-16 x 1 1/2"
	GD14659	1	Special Washer, 3/8", Hardened

# SPRING TOOTH INCORPORATOR

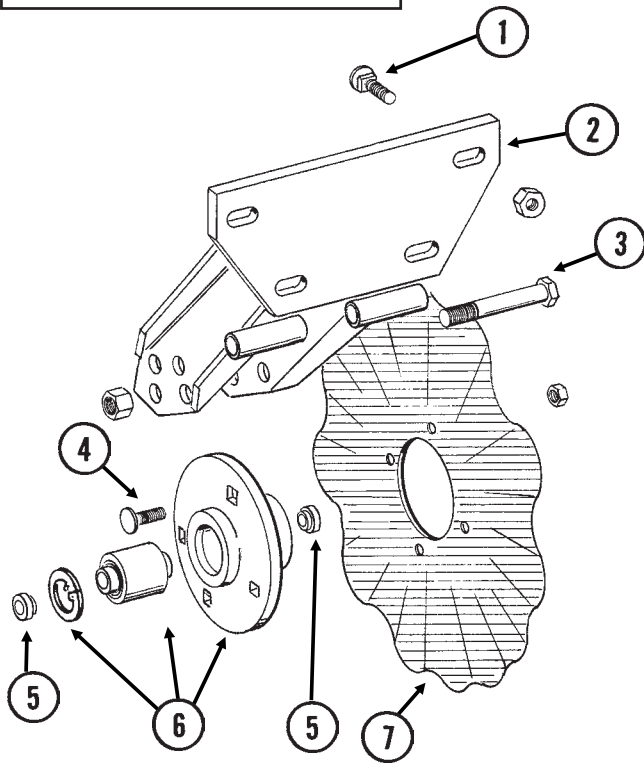
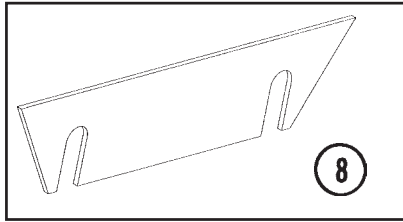
RUA055(RU95)



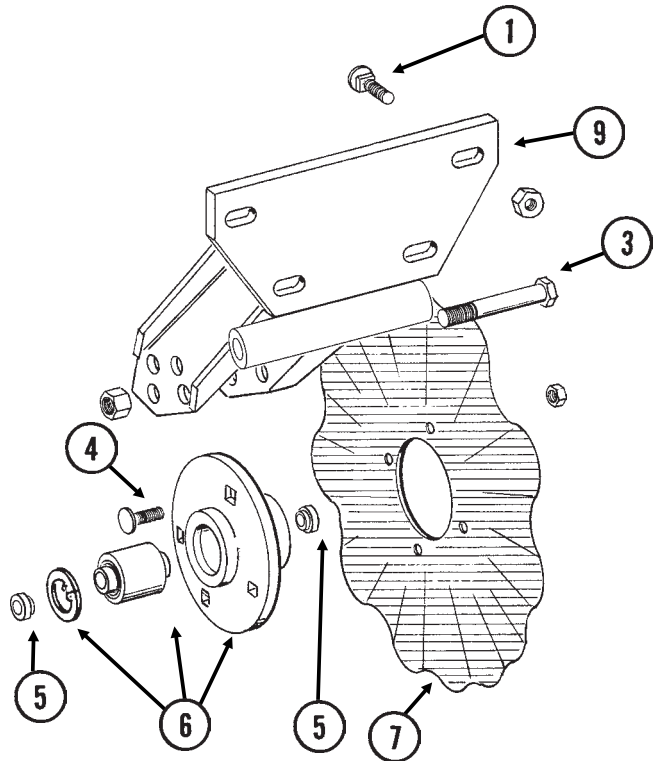
ITEM	PART NO.	QTY. (Per Row)	DESCRIPTION
1.	G10621	4	Serrated Flange Nut, 1/4"-20
2.	GD2460	2	Eyebolt, 1/4"-20
3.	G3305-01	4	Twin Loop Chain, 9 Links
4.	GD1143	1	Front Bracket
5.	G10305	4	Carriage Bolt, 3/8"-16 x 1"
	G10529	4	External Tooth Lock Washer, 3/8"
	G10622	4	Serrated Flange Nut, 3/8"-16
6.	GD1145	7	Spring Tooth
7.	G10308	9	Carriage Bolt, 3/8"-16 x 3/4"
	G10622	9	Serrated Flange Nut, 3/8"-16
8.	GD1144	1	Rear Bracket
9.	GA2094	2	Cable Assembly

# ROW UNIT MOUNTED NO TILL COULTER

(D14398/RU102c/RU152)



**STYLE A**

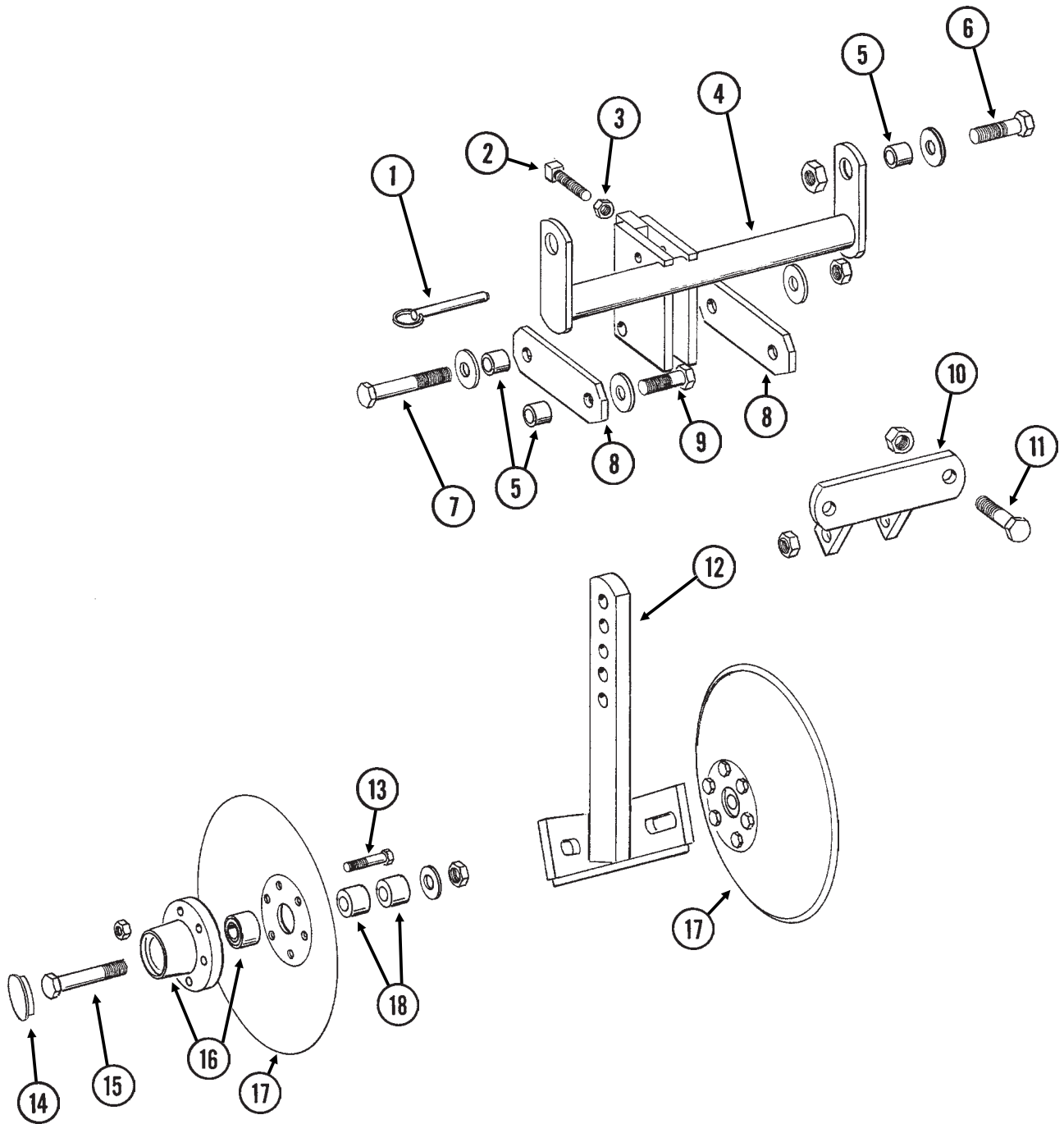


**STYLE B**

ITEM	PART NO.	QTY.	DESCRIPTION
(Per Row)			
1.	G10574	4	Carriage Bolt, 1/2"-13 x 1 1/4"
	G10111	4	Lock Nut, 1/2"-13
2.	GA5625	1	Arm (Style A)
3.	G10036	1	Hex Head Cap Screw, 5/8"-11 x 4"
	G10107	1	Lock Nut, 5/8"-11
4.	G10574	4	Carriage Bolt, 1/2"-13 x 1 1/4"
	G10111	4	Lock Nut, 1/2"-13
5.	GD11677	2	Adapter
6.	GA8641	1	Hub W/Bearing And Retaining Ring
	GA8603	-	Bearing, Double Row
	GD11652	-	Retaining Ring, 2 7/16"
7.	GD7803	-	Disc Blade, Fluted, 1", 8 Flutes (Shown)
	GD7804	-	Disc Blade, Bubbled, 1"
	GD9254	-	Disc Blade, Fluted, 3/4", 13 Flutes
8.	GD14398	-	Spacer
9.	GA11520	1	Arm (Style B)

# ROW UNIT MOUNTED DISC FURROWER

RUA059/RUA058(RU99/RU98g)



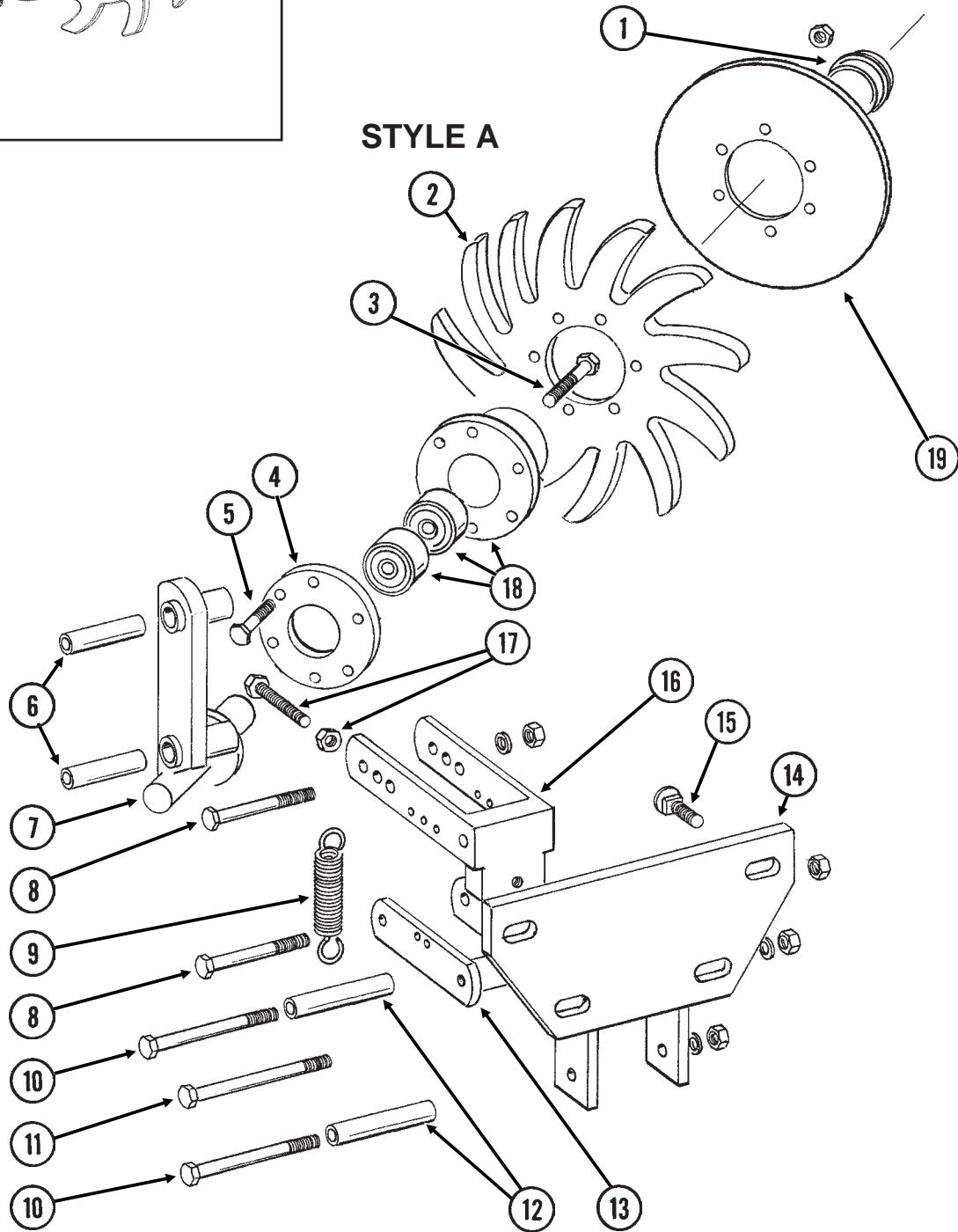
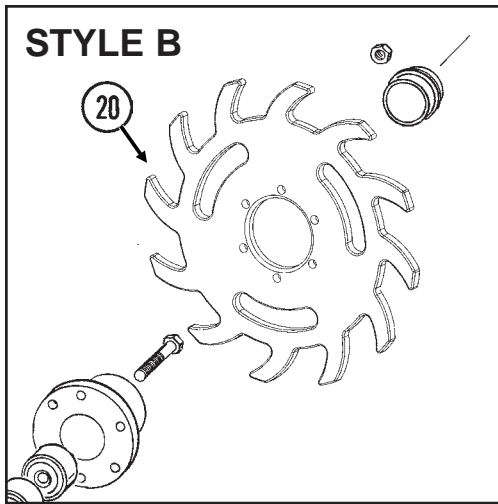
# ROW UNIT MOUNTED DISC FURROWER

---

ITEM	PART NO.	QTY. (Per Row)	DESCRIPTION
1.	G10536	1	Detent Pin, 1/2" x 2 1/2" Grip
2.	G10597	1	Square Head Set Screw, 5/8"-11 x 2 1/4"
3.	G10503	1	Hex Jam Nut, 5/8"-11, Grade 2
4.	GA5719	1	Mounting Bracket
5.	GD7889	6	Bushing, 1" O.D. x 9/16" I.D. x 7/16" Long
6.	G10039	2	Hex Head Cap Screw, 1/2"-13 x 1 3/4"
	GD14674	2	Special Washer, 1/2", Hardened
	G10111	2	Lock Nut, 1/2"-13
7.	G10585	1	Hex Head Cap Screw, 1/2"-13 x 3 1/4"
	G10216	2	Washer, 1/2" USS
	G10111	1	Lock Nut, 1/2"-13
8.	GD7890	2	Link
9.	G10017	2	Hex Head Cap Screw, 1/2"-13 x 1 1/2"
	G10216	2	Washer, 1/2" USS
	G10111	2	Lock Nut, 1/2"-13
10.	GA5715	1	Anchor
11.	G10017	2	Hex Head Cap Screw, 1/2"-13 x 1 1/2"
	G10111	2	Lock Nut, 1/2"-13
12.	GA5718	1	Support Arm
13.	G10572	6	Truss Head Slotted Machine Screw, 5/16"-18 x 7/8"
	G10106	6	Hex Nut, 5/16"-18
14.	GD1132	2	Dust Cap
15.	G10318	2	Hex Head Cap Screw, 5/8"-11 x 4 1/2"
	GD7805	2	Special Washer, 5/8", Hardened
	G10107	2	Lock Nut, 5/8"-11
16.	GA5654	2	Hub W/Bearings
	GA2014	-	Bearing
17.	GD7823	-	Disc Blade, Solid, 12" (Shown)
	GD8307	-	Disc Blade, Notched, 12"
18.	GD7817-01	2	Spacer, 1 1/16" I.D. x 3/4" Long
	GD7817-04	2	Spacer, 1 1/16" I.D. x 1/2" Long

# ROW UNIT MOUNTED RESIDUE WHEEL

(RU103dd/RU103d)



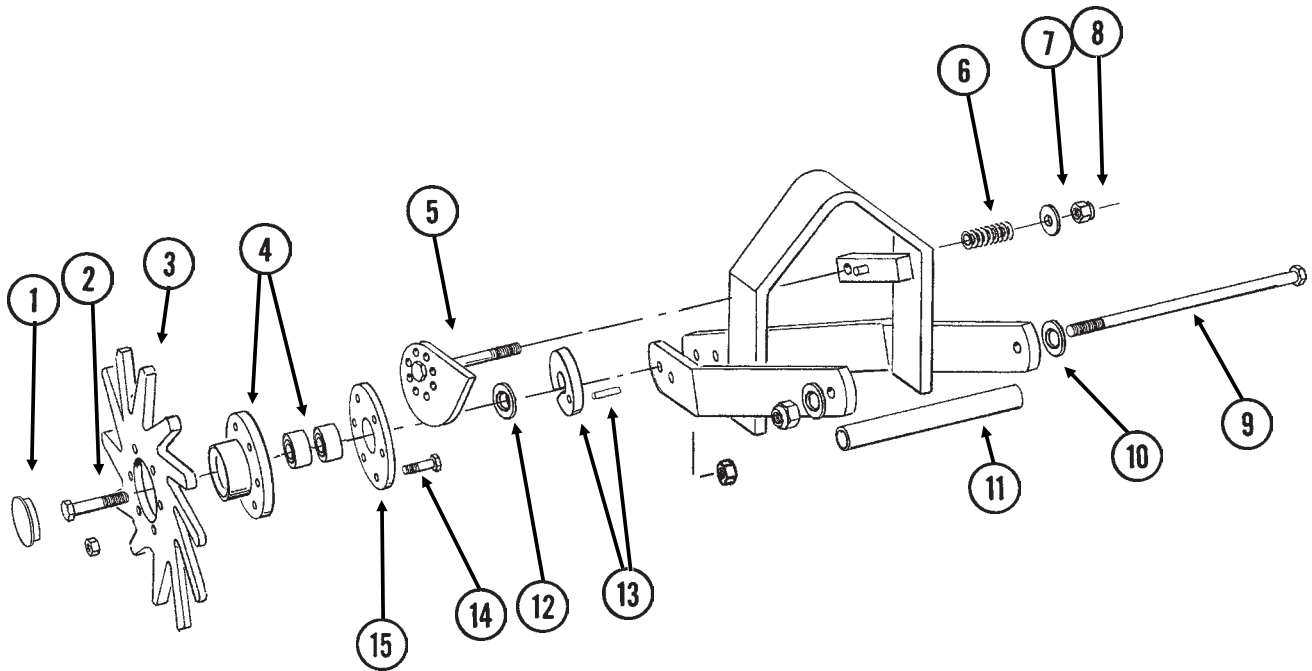
# ROW UNIT MOUNTED RESIDUE WHEEL

ITEM	PART NO.	QTY. (Per Row)	DESCRIPTION
1.	GD1132	1	Dust Cap
2.	GD10552	1	Wheel, 12 Tine, $\frac{3}{8}$ " x 12"
3.	G10006	1	Hex Head Cap Screw, $\frac{5}{8}$ "-11 x 2 $\frac{1}{4}$ "
4.	GD9724	1	Backing Plate
5.	G10133	6	Hex Head Cap Screw, $\frac{5}{16}$ "-18 x 1 $\frac{1}{2}$ "
	G10109	6	Lock Nut, $\frac{5}{16}$ "-18, Grade 8
6.	GD9720	2	Spacer, $\frac{1}{2}$ " x 2 $\frac{3}{16}$ " Long
7.	GA6838	1	Wheel Mount
8.	G10033	2	Hex Head Cap Screw, $\frac{1}{2}$ "-13 x 3 $\frac{1}{2}$ "
	G10228	2	Lock Washer, $\frac{1}{2}$ "
	G10102	2	Hex Nut, $\frac{1}{2}$ "-13
9.	GD5857	2	Spring
10.	G10045	2	Hex Head Cap Screw, $\frac{1}{2}$ "-13 x 4 $\frac{1}{2}$ "
	G10228	2	Lock Washer, $\frac{1}{2}$ "
	G10102	2	Hex Nut, $\frac{1}{2}$ "-13
11.	G10348	1	Hex Head Cap Screw, $\frac{1}{2}$ "-13 x 5" (Lockup Bolt)
	G10111	1	Lock Nut, $\frac{1}{2}$ "-13
12.	GD9715	2	Spacer, $\frac{1}{2}$ " x 3" Long
13.	GA6834	1	Lower Link
14.	GA6832	1	Mount
15.	G10574	4	Carriage Bolt, $\frac{1}{2}$ "-13 x 1 $\frac{1}{4}$ "
	G10111	4	Lock Nut, $\frac{1}{2}$ "-13
16.	GA6833	1	Upper Link
17.	G10371	1	Hex Head Cap Screw, $\frac{1}{2}$ "-13 x 3", Full Thread
	G10501	1	Hex Jam Nut, $\frac{1}{2}$ "-13, Grade 2
18.	GA5654	1	Hub W/Bearings
	GA2014	-	Bearing
19.	GD12534	-	Cover
20.	GB0387	1	Wheel, 12 Tine, $\frac{3}{8}$ " x 12"
A.	GA7446	-	Wheel Assembly, 12 Tine, R.H. (Items 2, 4, 5 And 18)
B.	GA12236	-	Wheel Assembly, 12 Tine, R.H. (Items 4, 5, 18 And 20)

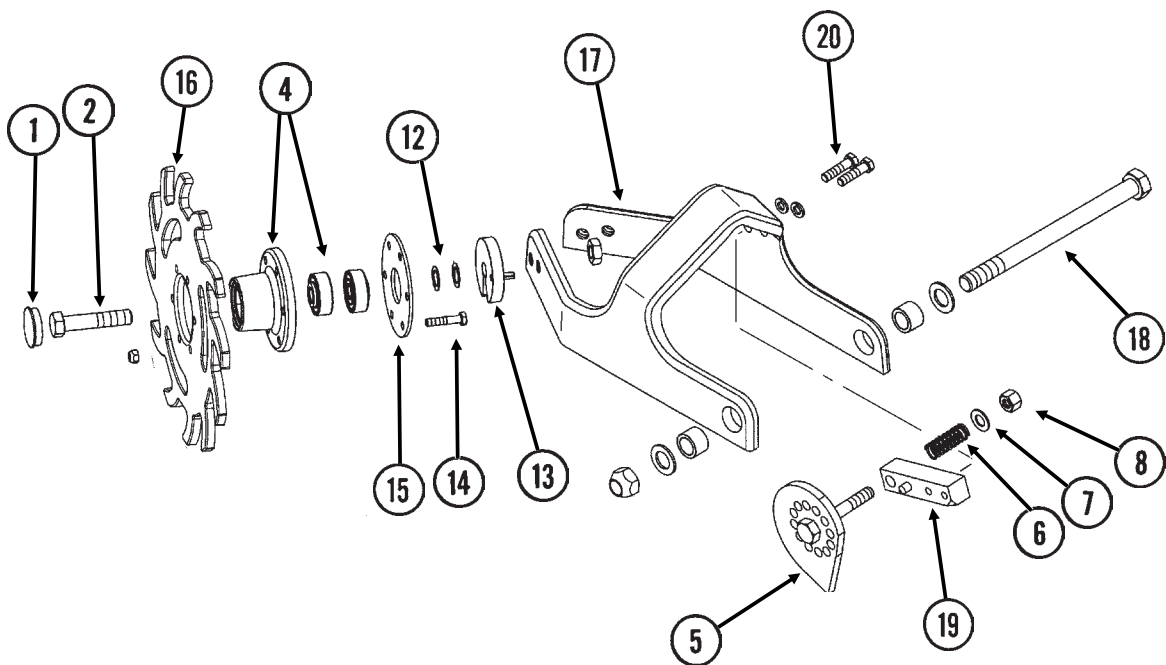
# COULTER MOUNTED RESIDUE WHEELS

(RU104uuu/RU153)

## STYLE A - Used With Style A Row Unit Mounted No Till Coulter



## STYLE B - Used With Style B Row Unit Mounted No Till Coulter

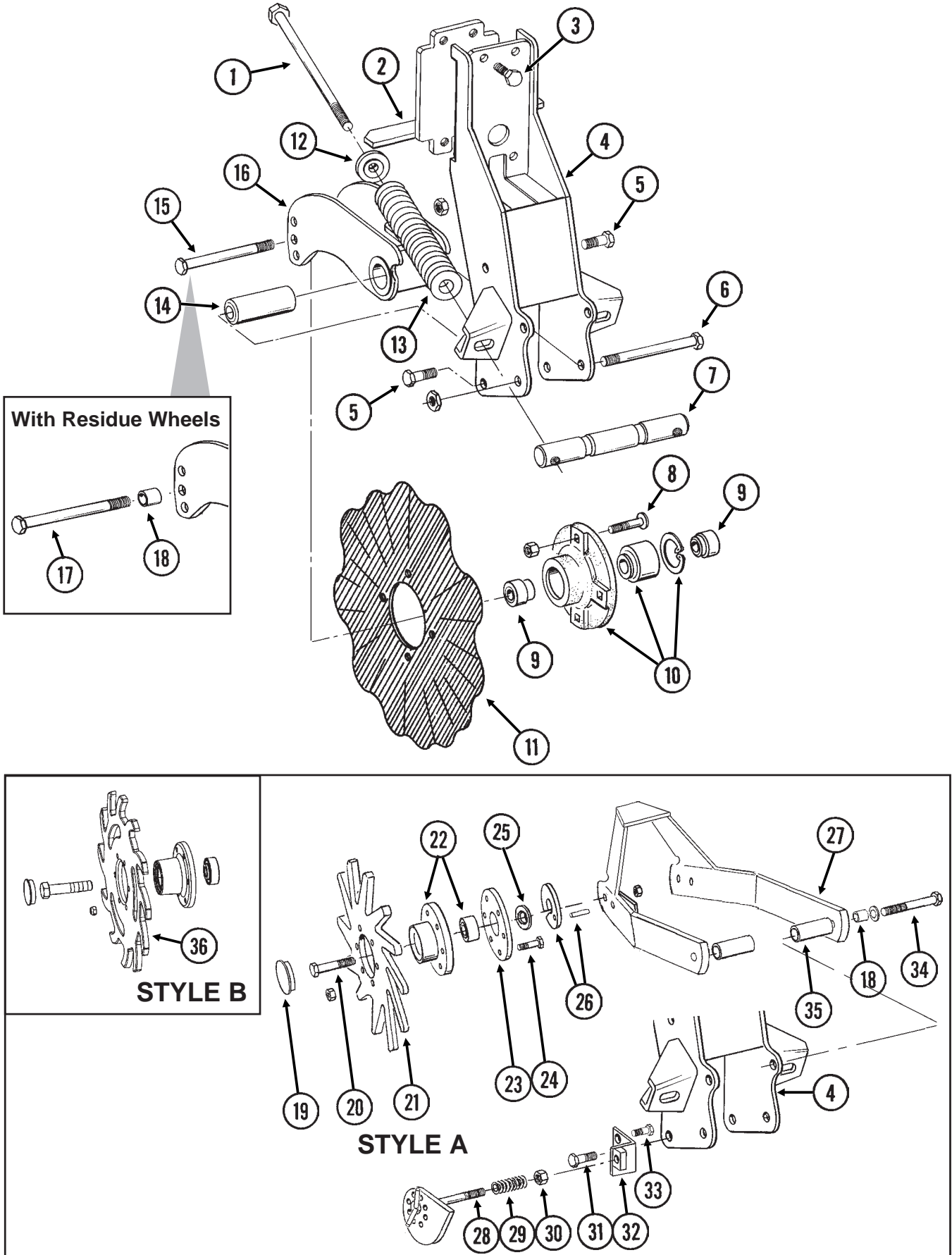


# COULTER MOUNTED RESIDUE WHEELS

ITEM	PART NO.	QTY. (Per Row)	DESCRIPTION
1.	GD1132	2	Dust Cap
2.	G10010	2	Hex Head Cap Screw, 5/8"-11 x 3"
	G10503	2	Hex Jam Nut, 5/8"-11, Grade 2
3.	GD10552	2	Wheel, 12 Tine, 3/8" x 12"
4.	GA5654	2	Hub W/Bearings
	GA2014	-	Bearing
5.	GA7412	1	Cam
6.	GD10519	1	Spring
7.	G10206	1	Washer, 1/2" SAE
8.	G10974	1	Lock Nut W/Nylon Insert, 1/2"-13
9.	G11098	1	Hex Head Cap Screw, 1/2"-13 x 9 1/2", Grade 8
	GD14674	2	Special Washer, 1/2", Hardened
	G10974	1	Lock Nut W/Nylon Insert, 1/2"-13
10.	GA7271	1	Mount
11.	GD10526	1	Sleeve, 7 1/2"
12.	G10213	2-4	Machine Bushing, 5/8" (.030" Thick)
13.	GA8760	2	Weed Guard W/Spring Pin
	G10765	-	Spring Pin, 1/4" x 1"
14.	G10133	12	Hex Head Cap Screw, 5/16"-18 x 1 1/2"
	G10109	12	Lock Nut, 5/16"-18, Grade 8
15.	GD9724	2	Backing Plate
16.	GB0387	2	Wheel, 12 Tine, 3/8" x 12"
17.	GB0401	1	Mount
18.	G11236	1	Hex Head Cap Screw, 3/4"-10 x 10 1/2"
	GB0383	2	Bushing, 1 1/8" O.D. x 25/32" I.D. x 3/4" Long
	G10194	2	Washer, 3/4" SAE
	G11228	1	Lock Nut, 3/4"-10
19.	GA12256	1	Locking Pin
20.	G10003	2	Hex Head Cap Screw, 3/8"-16 x 1 1/2"
	G10229	2	Lock Washer, 3/8"
A.	GA7446	-	Wheel Assembly, 12 Tine, R.H. (Items 3, 4, 14 And 15) (Shown)
	GA7445	-	Wheel Assembly, 12 Tine, L.H. (Items 3, 4, 14 And 15)
B.	GA12236	-	Wheel Assembly, 12 Tine, R.H. (Items 4, 14, 15 And 16) (Shown)
	GA12235	-	Wheel Assembly, 12 Tine, L.H. (Items 4, 14, 15 And 16)
C.	G1K467	-	Residue Wheel Mount Kit (Items 17-20)

# FRAME MOUNTED COULTER W/RESIDUE WHEELS

(RU135c/RU135g/RU153b/RU135hh)

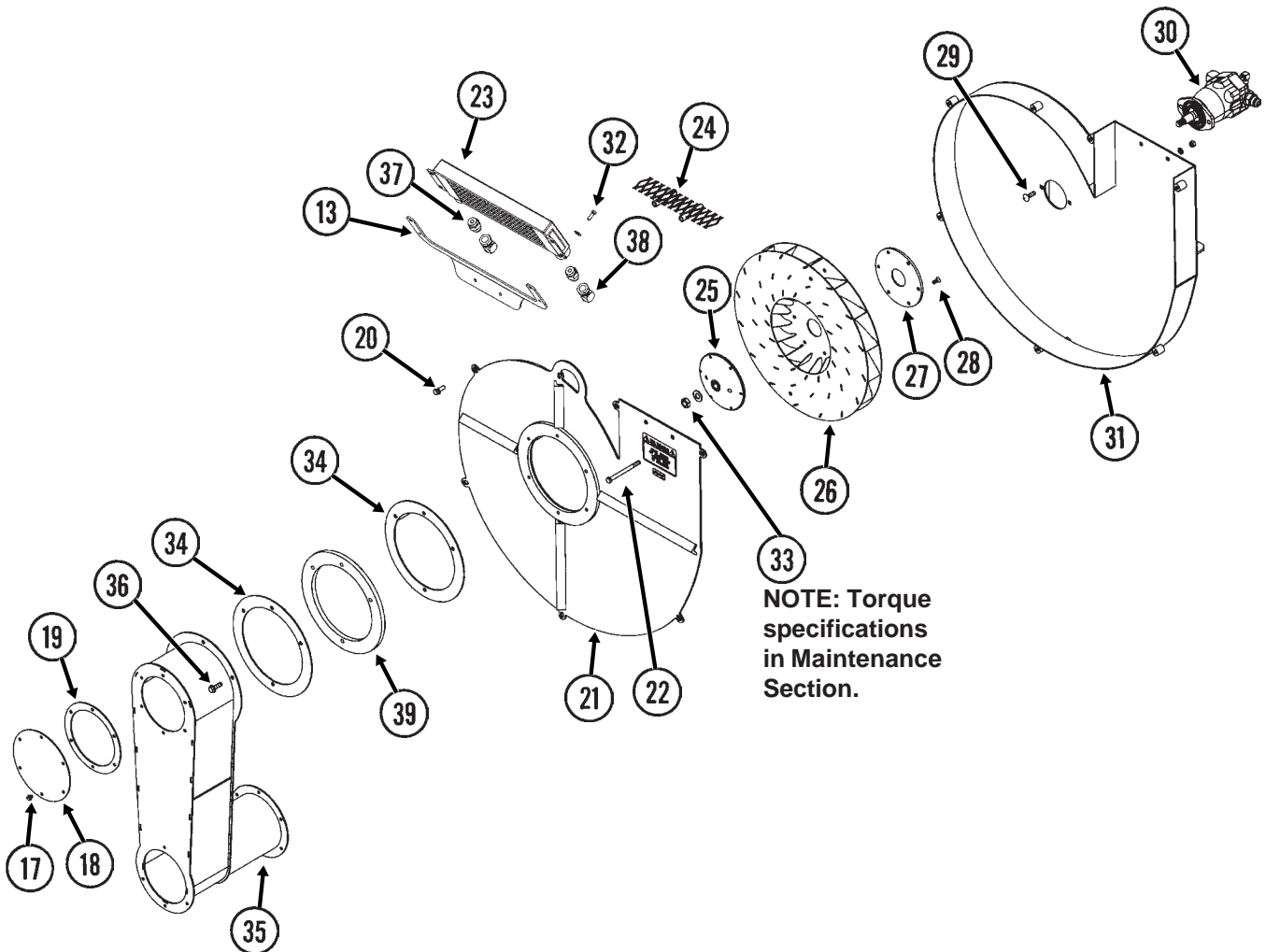
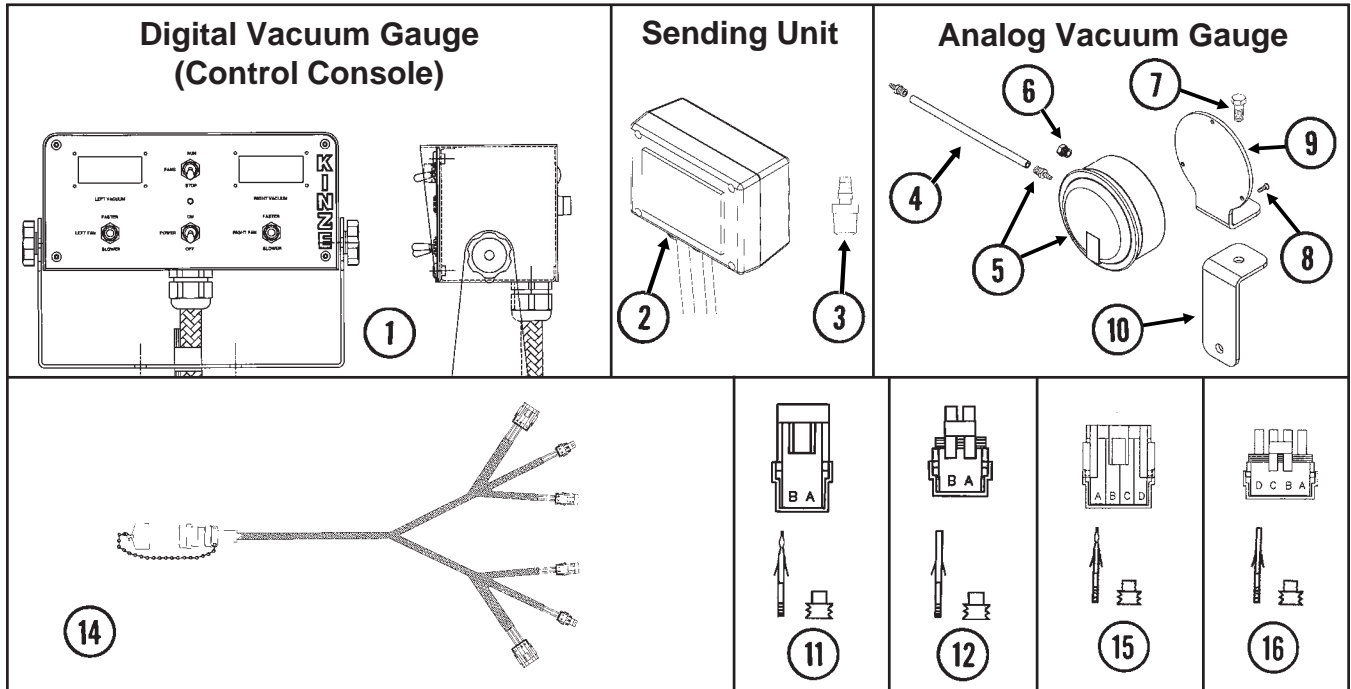


# FRAME MOUNTED COULTER W/RESIDUE WHEELS

ITEM	PART NO.	QTY. (Per Row)	DESCRIPTION
1.	G11010	2	Hex Head Cap Screw, 3/4"-10 x 12"
2.	GA9844	1	Plate W/Angle
3.	G10039	4	Hex Head Cap Screw, 1/2"-13 x 1 3/4"
4.	GA9131	1	Coulter Frame
5.	G10007	4	Hex Head Cap Screw, 5/8"-11 x 1 1/2"
	G10107	4	Lock Nut, 5/8"-11
6.	G10400	1	Hex Head Cap Screw, 3/4"-10 x 6 1/2"
	G10112	1	Lock Nut, 3/4"-10
7.	GD12826	1	Spring Anchor Bar
8.	G10574	4	Carriage Bolt, 1/2"-13 x 1 1/4"
	G10111	4	Lock Nut, 1/2"-13
9.	GD12827	2	Adapter
10.	GA8641	1	Hub W/Bearing And Retaining Ring
	GA8603	1	Bearing, Double Row
	GD11652	1	Retaining Ring, 2 7/16"
11.	GD7803	1	Disc Blade, Fluted, 1", 8 Flutes (Shown)
	GD7804	-	Disc Blade, Bubbled, 1"
	GD9254	-	Disc Blade, Fluted, 3/4", 13 Flutes
12.	GB0213	2	Spring Seat
13.	GD12817	2	Compression Spring
14.	GD12829	1	Sleeve
15.	G10046	1	Hex Head Cap Screw, 5/8"-11 x 5"
	G10107	1	Lock Nut, 5/8"-11
16.	GA9845	1	Coulter Arm W/Grease Fitting
	G10643	-	Grease Fitting, 45°, 1/4"-28
17.	G10011	1	Hex Head Cap Screw, 5/8"-11 x 5 1/2"
	G10107	1	Lock Nut, 5/8"-11
18.	GB0218	3	Bushing, 21/32" I.D. x 7/8" O.D. x 19/32" Long
19.	GD1132	2	Dust Cap
20.	G10010	2	Hex Head Cap Screw, 5/8"-11 x 3"
	G10503	2	Hex Jam Nut, 5/8"-11, Grade 2
21.	GD10552	2	Wheel, 12 Tine, 3/8" x 12"
22.	GA5654	2	Hub W/Bearings
	GA2014	-	Bearing
23.	GD9724	2	Backing Plate
24.	G10133	12	Hex Head Cap Screw, 5/16"-18 x 1 1/2"
	G10109	12	Lock Nut, 5/16"-18, Grade 8
25.	G10213	2	Machine Bushing, 5/8" (.030" Thick)
26.	GA9862	2	Weed Guard W/Spring Pin
	G10765	-	Spring Pin, 1/4" x 1"
27.	GA9865	1	Mount
28.	GA9861	1	Cam
29.	GD10519	1	Spring
30.	G10974	1	Lock Nut W/Nylon Insert, 1/2"-13
31.	G10005	1	Hex Head Cap Screw, 5/8"-11 x 1 3/4"
	G10107	4	Lock Nut, 5/8"-11
32.	GA9864	1	Support
33.	G10014	1	Hex Head Cap Screw, 1/2"-13 x 1"
	G10102	1	Hex Nut, 1/2"-13
34.	G10011	2	Hex Head Cap Screw, 5/8"-11 x 5 1/2"
	G10205	2	Washer, 5/8" SAE
	G10730	2	Lock Nut W/Nylon Insert, 5/8"-11
35.	GD14170	2	Sleeve, 3"
36.	GB0386	2	Wheel, 12 Tine, 3/8" x 12"
A.	GA7446	-	Wheel Assembly, 12 Tine, R.H. (Items 21-24) (Shown)
	GA7445	-	Wheel Assembly, 12 Tine, L.H. (Items 21-24)
B.	GA12236	-	Wheel Assembly, 12 Tine, R.H. (Items 22, 23, 24 And 36) (Shown)
	GA12235	-	Wheel Assembly, 12 Tine, L.H. (Items 22, 23, 24 And 36)

# VACUUM GAUGES, CONTROL CONSOLE AND VACUUM FAN ASSEMBLY WITH OIL COOLER

(A11692/A11156/GR1736/A10765/A11158/A11699/A7856/A11155/A8329/A11757)

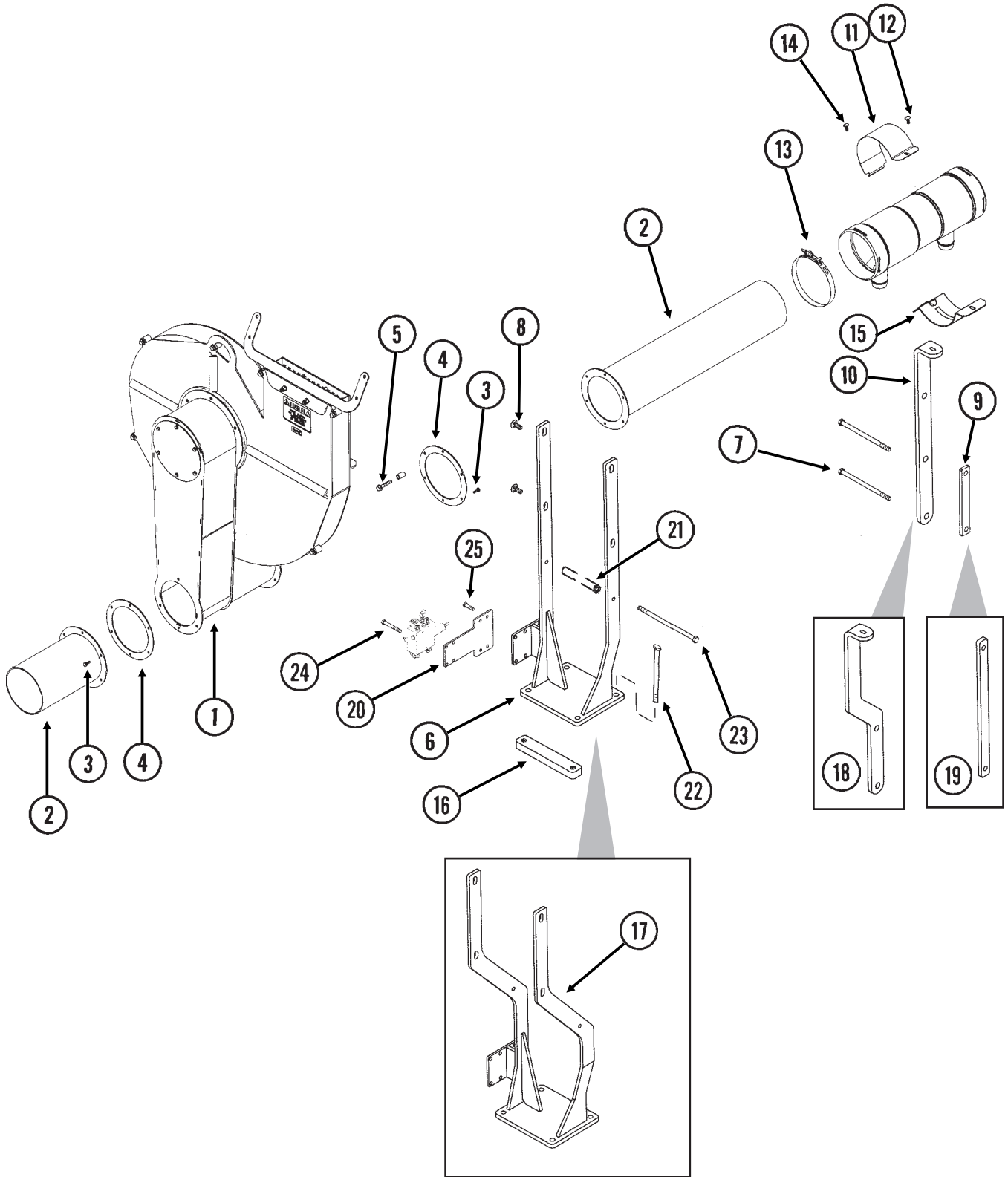


# VACUUM GAUGES, CONTROL CONSOLE AND VACUUM FAN ASSEMBLY WITH OIL COOLER

ITEM	PART NO.	QTY. (Per Assy.)	DESCRIPTION
1.	G8081X	1	Backlite Control Console Assembly W/Mounting Brackets, Harness W/Dust Cap And Power Cable
	GD14640	-	Mounting Bracket
	GA6975	-	Knob
	GD2829	-	Fuse, 15 Amp, Type AGC
2.	GA11156	1	Sending Unit W/1/4" Tubing And Harness
	GD16324-01	-	Tubing, 1/4" x 45"
	GA9964	-	Strain Relief
3.	GR1736	1	Hose Barb, 1/8" Male NPT To Barb
4.	GD15849-02	1	Clear Tube, 5/16" O.D. x 3/16" I.D. x 120"
5.	GA10765	1	Analog Vacuum Gauge W/Hose Barb
	GR1777	-	Hose Barb, 1/8" Male NPT To 3/16" Barb
6.	GA10799	1	Breather, 1/8" Male NPT
7.	G10001	1	Hex Head Cap Screw, 3/8"-16 x 1"
	G10210	1	Washer, 3/8" USS
	G10108	1	Lock Nut, 3/8"-16
8.	G11138	3	Hex Socket Head Cap Screw, No. 6-32 x 1/2", Grade 8
9.	GD15804	1	Mount
10.	GD15803	1	Support
11.	G1K321	-	2-Pin Female Connector Kit (Black), Includes: (3) 2-Pin Female Housings, (6) Pin Contacts, (6) Seals
12.	G1K320	-	2-Pin Male Connector Kit (Black), Includes: (3) 2-Pin Male Housings, (6) Socket Contacts, (6) Seals
13.	GD16608	1	Bracket
14.	GA11689	1	Harness, 432", 16 Row 38", 24 Row 20" And 24 Row 22"
	GA11691	-	Harness, 519", 24 Row 30" And 36 Row 20"
15.	GA8328	-	4-Pin Female Connector Kit, Includes: (1) 4-Pin Female Housing, (4) Seals, (4) Pin Contacts
16.	GA8329	-	4-Pin Male Connector Kit, Includes: (1) 4-Pin Male Housing, (4) Seals, (4) Sockets
17.	G11166	6	Whiz Lock Bolt, 1/4"-20 x 3/4"
18.	GD16840	1	Cover
19.	GD16991	1	Cover Gasket, 1/8" x 8 3/8" (6 1/2" I.D.)
20.	G11124	7	Whiz Lock Bolt, 3/8"-18 x 1"
21.	GA10752	1	Cover
22.	G10063	2	Hex Head Cap Screw, 3/8"-16 x 4"
	G10203	2	Washer, 3/8" SAE
	G10108	2	Lock Nut, 3/8"-16
23.	GA10917	1	Oil Cooler
24.	GA11987	2	Screen
25.	GD15790	1	Hub
26.	GA10635	1	Impeller
27.	GD15789	1	Backing Plate
28.	G11133	6	Hex Socket Head Cap Screw, 5/16"-18 x 3/4", Grade 8
29.	G10599	2	Carriage Bolt, 3/8"-16 x 1 1/4"
	G10229	2	Lock Washer, 3/8"
	G10101	2	Hex Nut, 3/8"-16
30.		-	See "Vacuum Fan Hydraulic Motor Assembly", Page P65
31.	GA10148	1	Shroud
32.	G10019	4	Hex Head Cap Screw, 5/16"-18 x 1"
	G10219	4	Washer, 5/16" USS
	G10109	4	Lock Nut, 5/16"-18, Grade B
33.	G10205	1	Washer, 5/8" SAE
	G10499	1	Hex Jam Nut, 5/8"-18, Grade 2
34.	GD16992	2	Gasket, 1/8" x 11 7/8"
35.	GA11651	1	Outlet, 31 11/16"
	GA12457	-	Outlet, 35 11/16"
36.	G11204	4	Hex Head Cap Screw, 3/8"-16 x 1 1/4"
37.	G6400-12	2	Connector W/O-Ring, 1 1/16"-12 Male JIC To O-Ring
	GR1467	-	O-Ring
38.	G6502-12	1-2	Swivel Elbow, 45°, 1 1/16"-12 Male JIC To Female
39.	GD16839	1	Spacer, 1/2" x 12"
A.	GA11757	-	Vacuum Fan Assembly (Items 13, 20-22, 24-31 And 33)

# VACUUM FAN/MANIFOLD MOUNTING SUPPORTS AND HARDWARE

(FF108bb)



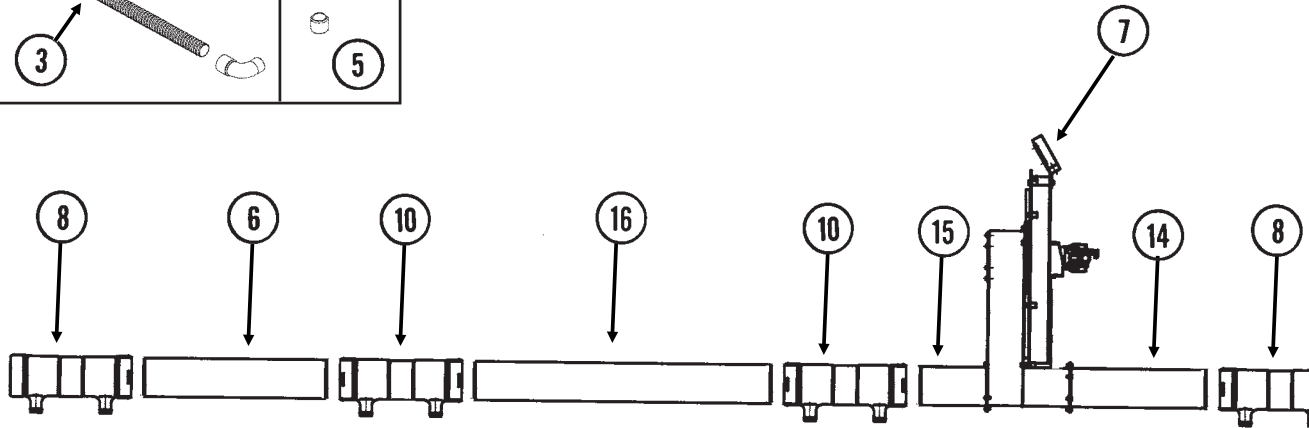
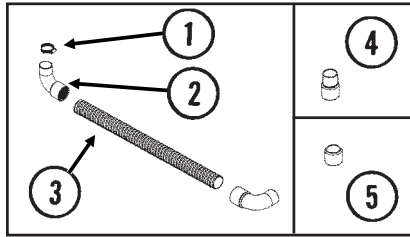
# VACUUM FAN/MANIFOLD MOUNTING SUPPORTS AND HARDWARE

---

ITEM	PART NO.	QTY.	DESCRIPTION
1.		-	See "Vacuum Gauges, Control Console And Vacuum Fan Assembly W/Oil Cooler", Pages P46 And P47
2.		-	See "Manifolds And Distribution Hoses", Pages P50-P59
3.	G10023	-	Hex Head Cap Screw, 1/4"-20 x 3/4"
	G10110	-	Lock Nut, 1/4"-20, Grade B
4.	GD16842	2	Manifold Gasket, 1/8" x 8 3/8" (6 5/8" I.D.)
5.	G11199	1	Whiz Lock Bolt, 3/8"-16 x 2"
	GD8893-07	1	Sleeve, 1" Long
6.	GA13181	1	Support
7.	G10341	-	Hex Head Cap Screw, 5/8"-11 x 8"
	G10152	-	Hex Head Cap Screw, 5/8"-11 x 9"
8.	G10574	4	Carriage Bolt, 1/2"-13 x 1 1/4"
	G10071	4	Serrated Flange Nut, 1/2"-13
9.	GD18628	-	Tap Plate, Short
10.	GD18626	-	Support
11.	GD15854	1	Clamp
12.	G10338	-	Carriage Bolt, 5/16"-18 x 1 1/4"
	G10620	-	Serrated Flange Nut, 5/16"-18
13.	G11145	-	T-Bolt Clamp, 7"
14.	G10133	-	Hex Head Cap Screw, 5/16"-18 x 1 1/2"
	G10232	-	Lock Washer, 5/16"
	G10106	-	Hex Nut, 5/16"-18
15.	GA11164	-	Mount
16.	GD18624	-	Tap Block
17.	GA13203	-	Offset Support
18.	GD18625	-	Offset Support
19.	GD18627	-	Tap Block, Long
20.	GD18622	-	Block Support Plate
21.	GD8893-10	-	Sleeve, 9 13/16" Long
22.	G10980	-	Hex Head Cap Screw, 1/2"-13 x 5 1/2"
	GD18623	-	Cap Screw, 1/2"-13 x 17"
23.	G11257	-	Hex Head Cap Screw, 3/8"-16 x 11 1/2"
	G10108	-	Lock Nut, 3/8"-16
24.	G10063	-	Hex Head Cap Screw, 3/8"-16 x 4"
	G10753	-	Hex Head Cap Screw, 3/8"-16 x 4 1/2"
	G10229	-	Lock Washer, 3/8"
	G10101	-	Hex Nut, 3/8"-16
25.	G10001	-	Hex Head Cap Screw, 3/8"-16 x 1"
	G10108	-	Lock Nut, 3/8"-16

# MANIFOLDS AND DISTRIBUTION HOSES, 16 ROW 38"

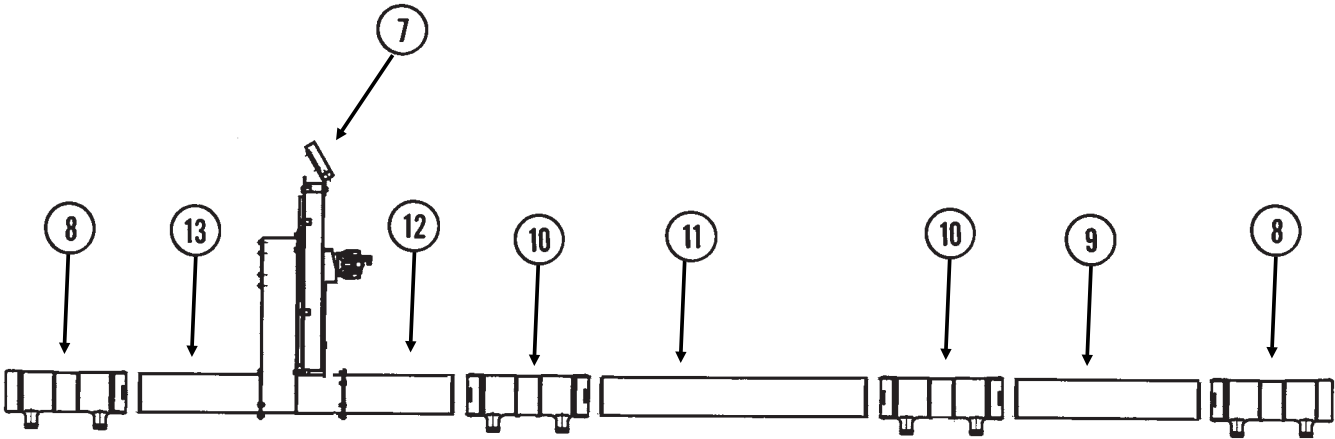
(FF112/FF114a)



ITEM	PART NO.	QTY.	DESCRIPTION
1.	G10676	16	Hose Clamp, No. 36, Stainless Steel
2.	GD14626	24	Elbow, 90°, 2"
3.	GD15792-04	6	Hose, 2" x 36"
	GD15792-13	1	Hose, 2" x 50"
	GD15792-16	1	Hose, 2" x 55"
	GD15792-20	7	Hose, 2" x 32"
	GD15792-24	1	Hose, 2" x 40"
4.	GD14627	8	Coupler, 2"
5.	G11147	-	Cap, 2"
6.	GD15856-06	1	Pipe, 6" x 40 1/2"
7.		-	See "Vacuum Gauges, Control Console And Vacuum Fan Assembly With Oil Cooler", Pages P46 And P47
8.	GD15850	4	Manifold, 21" (Open One End)
9.	GD15856-06	1	Pipe, 6" x 40 1/2"
10.	GD15799	4	Manifold, 21" (Open Both Ends)
11.	GD15856-10	1	Pipe, 5" x 55"
12.	GA12146	1	Manifold Flange, 23 1/2"
13.	GA12147	1	Manifold Flange, 25 1/2"
14.	GA12148	1	Manifold Flange, 28"
15.	GA12145	1	Manifold Flange, 16"
16.	GD15856-11	1	Pipe, 6" x 60"

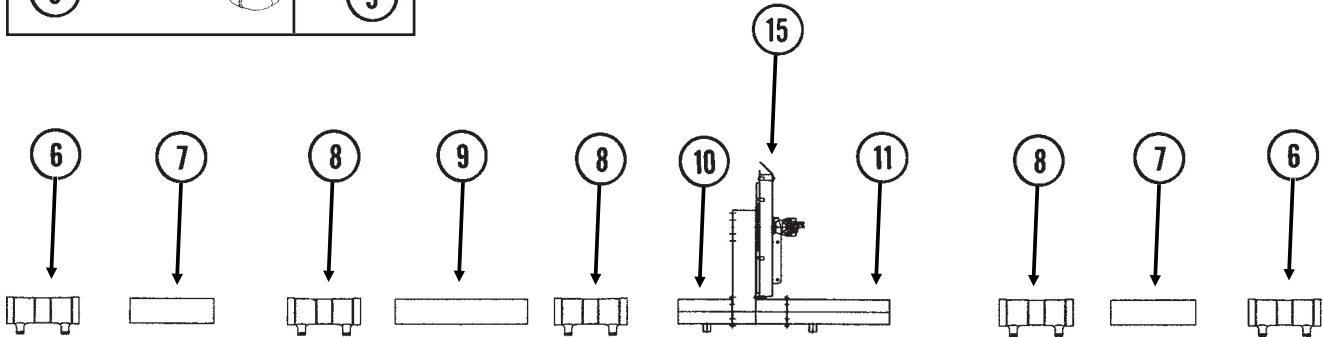
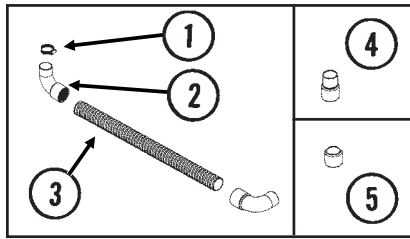
# MANIFOLDS AND DISTRIBUTION HOSES, 16 ROW 38"

---



# MANIFOLDS AND DISTRIBUTION HOSES, 24 ROW 20"

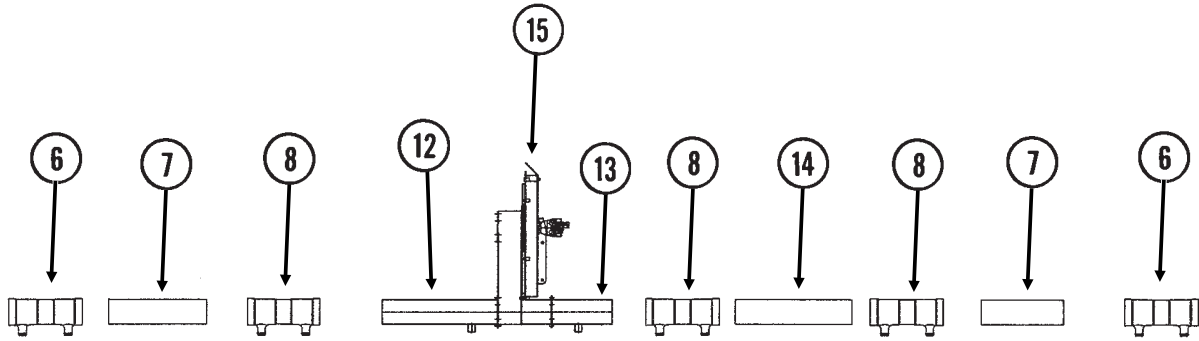
(FF112/FF131)



ITEM	PART NO.	QTY.	DESCRIPTION
1.	G10676	24	Hose Clamp, No. 36, Stainless Steel
2.	GD14626	27	Elbow, 90°, 2"
3.	GD15792-04	13	Hose, 2" x 36"
	GD15792-09	8	Hose, 2" x 30"
	GD15792-12	2	Hose, 2" x 44"
	GD15792-24	1	Hose, 2" x 40"
4.	GD14627	21	Coupler, 2"
5.	G11147	-	Cap, 2"
6.	GD15850	4	Manifold, 21" (Open One End)
7.	GD15856-20	4	Pipe, 6" x 22 1/2"
8.	GD15799	6	Manifold, 21" (Open Both Ends)
9.	GD15856-28	1	Pipe, 6" x 35 1/2"
10.	GA13208	1	Manifold Flange, 14 1/2"
11.	GA13210	1	Manifold Flange, 27 1/2"
12.	GA13184	1	Manifold Flange, 30 3/4"
13.	GA13209	1	Manifold Flange, 16"
14.	GD15856-27	1	Pipe, 6" x 30 3/4"
15.		-	See "Vacuum Gauges, Control Console And Vacuum Fan Assembly With Oil Cooler", Pages P46 And P47

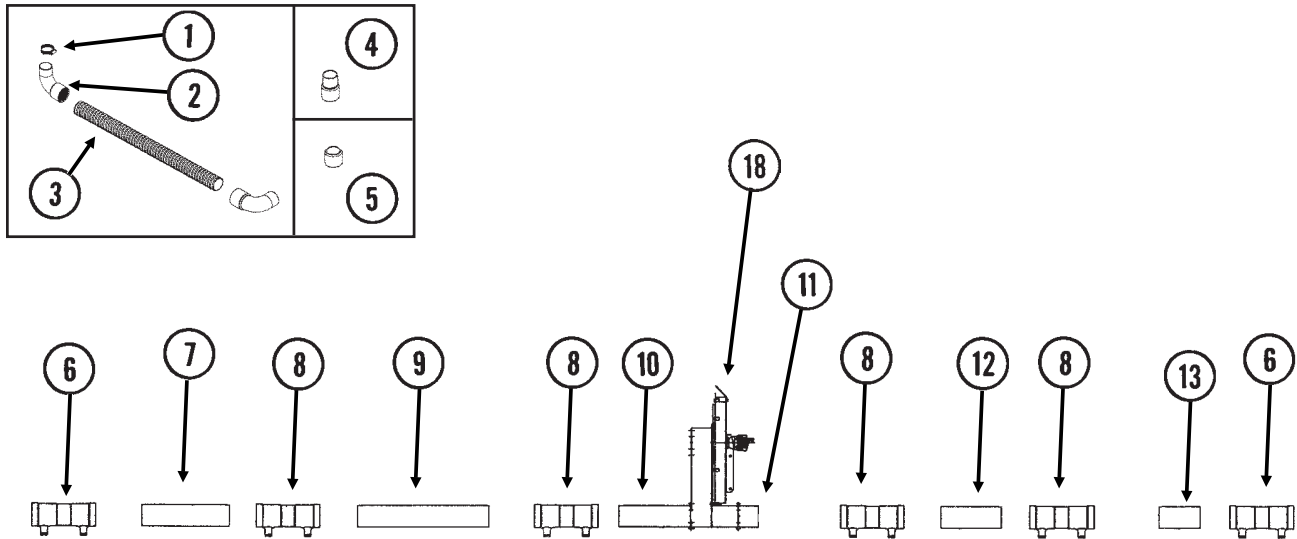
# MANIFOLDS AND DISTRIBUTION HOSES, 24 ROW 20"

---



# MANIFOLDS AND DISTRIBUTION HOSES, 24 ROW 22"

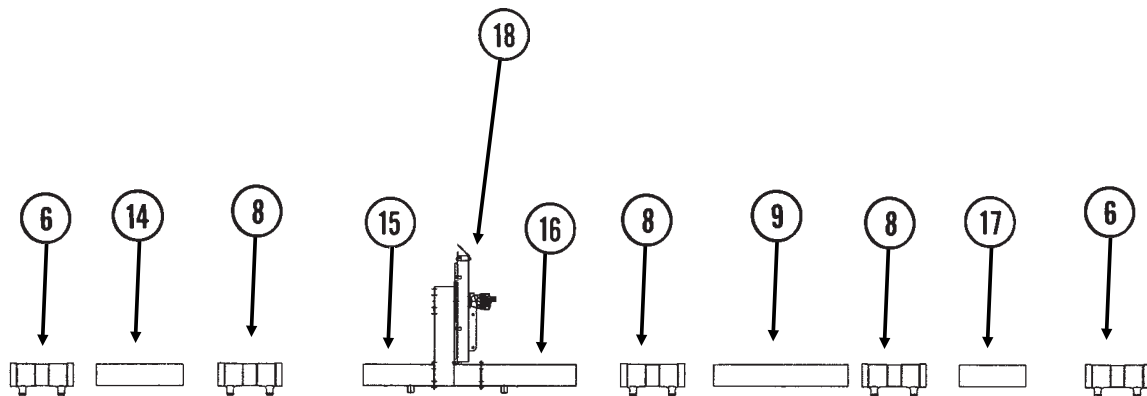
(FF112/FF132)



ITEM	PART NO.	QTY.	DESCRIPTION
1.	G10676	24	Hose Clamp, No. 36, Stainless Steel
2.	GD14626	27	Elbow, 90°, 2"
3.	GD15792-04	8	Hose, 2" x 36"
	GD15792-12	8	Hose, 2" x 44"
	GD15792-22	2	Hose, 2" x 58"
	GD15792-24	6	Hose, 2" x 40"
4.	GD14627	21	Coupler, 2"
5.	G11147	-	Cap, 2"
6.	GD15850	4	Manifold, 21" (Open One End)
7.	GD15856-26	1	Pipe, 6" x 27"
8.	GD15799	7	Manifold, 21" (Open Both Ends)
9.	GD15856-06	2	Pipe, 6" x 40 1/2"
10.	GA13182	1	Manifold Flange, 22"
11.	GA11653	1	Manifold Flange, 6"
12.	GD15856-41	1	Pipe, 6" x 18 1/2"
13.	GD15856-39	1	Pipe, 6" x 12 1/2"
14.	GD15856-38	1	Pipe, 6" x 26 1/2"
15.	GA13217	1	Manifold Flange, 21 1/2"
16.	GA13218	1	Manifold Flange, 29"
17.	GD15856-34	1	Pipe, 6" x 20 1/2"
18.		-	See "Vacuum Gauges, Control Console And Vacuum Fan Assembly With Oil Cooler", Pages P46 And P47

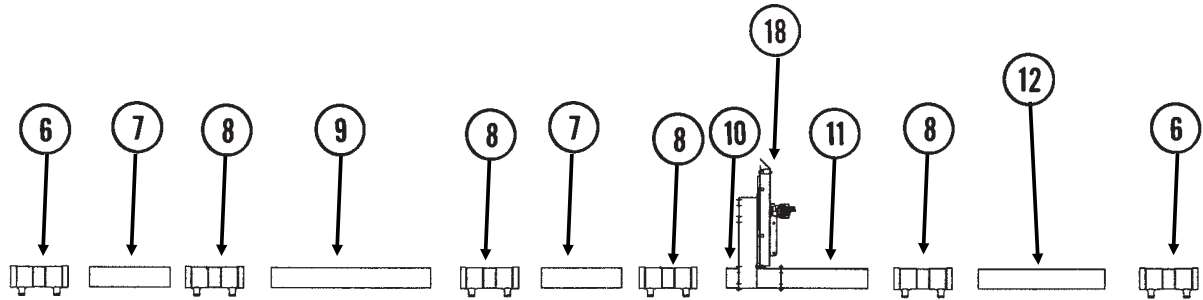
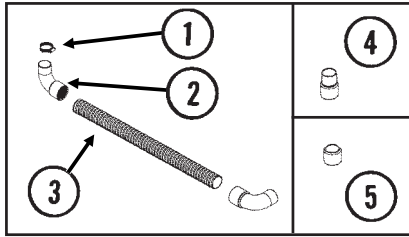
# MANIFOLDS AND DISTRIBUTION HOSES, 24 ROW 22"

---



# MANIFOLDS AND DISTRIBUTION HOSES, 24 ROW 30"

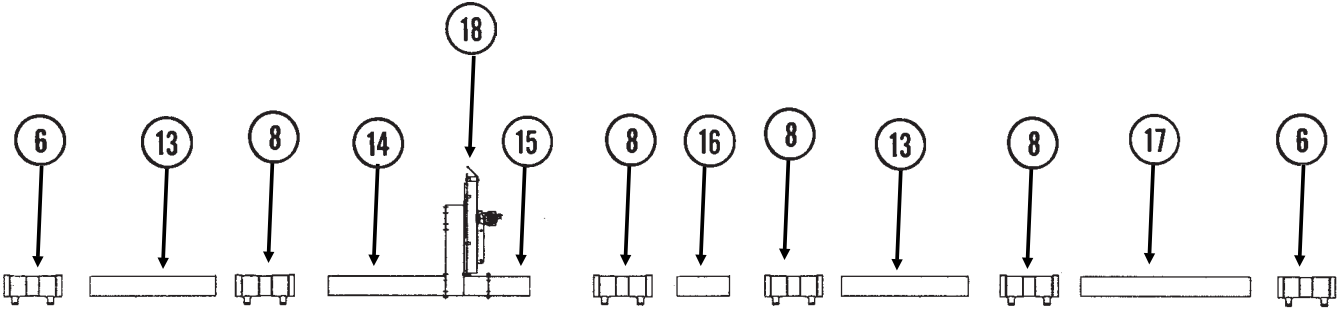
(FF112/FF133)



ITEM	PART NO.	QTY.	DESCRIPTION
1.	G10676	24	Hose Clamp, No. 36, Stainless Steel
2.	GD14626	32	Elbow, 90°, 2"
3.	GD15792-04	14	Hose, 2" x 36"
	GD15792-13	2	Hose, 2" x 50"
	GD15792-12	2	Hose, 2" x 44"
	GD15792-22	2	Hose, 2" x 58"
	GD15792-24	4	Hose, 2" x 40"
4.	GD14627	16	Coupler, 2"
5.	G11147	-	Cap, 2"
6.	GD15850	4	Manifold, 21" (Open One End)
7.	GD15856-26	2	Pipe, 6" x 27"
8.	GD15799	8	Manifold, 21" (Open Both Ends)
9.	GD15856-18	1	Pipe, 6" x 53 1/2"
10.	GA13195	1	Manifold Flange, 4"
11.	GA13194	1	Manifold Flange, 29"
12.	GD15856-07	1	Pipe, 6" x 42"
13.	GD15856-32	1	Pipe, 6" x 42 1/2"
14.	GA13193	1	Manifold Flange, 39 1/4"
15.	GA13192	1	Manifold Flange, 14"
16.	GD15856-05	1	Pipe, 6" x 17 1/2"
17.	GD15856-37	1	Pipe, 6" x 57 1/2"
18.	-	-	See "Vacuum Gauges, Control Console And Vacuum Fan Assembly With Oil Cooler", Pages P46 And P47

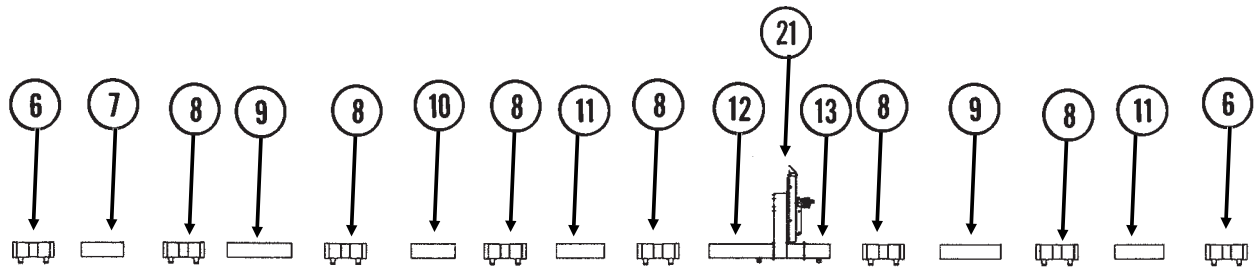
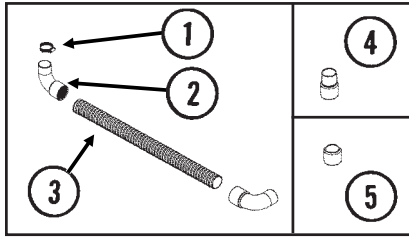
# MANIFOLDS AND DISTRIBUTION HOSES, 24 ROW 30"

---



# MANIFOLDS AND DISTRIBUTION HOSES, 36 ROW 20"

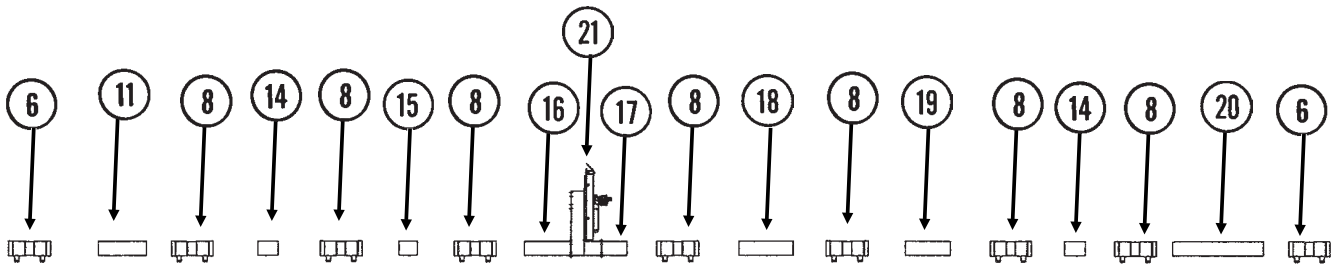
(FF112/FF134)



ITEM	PART NO.	QTY.	DESCRIPTION
1.	G10676	24	Hose Clamp, No. 36, Stainless Steel
2.	GD14626	41	Elbow, 90°, 2"
3.	GD15792-04	12	Hose, 2" x 36"
	GD15792-12	4	Hose, 2" x 44"
	GD15792-09	13	Hose, 2" x 30"
	GD15792-22	1	Hose, 2" x 58"
	GD15792-24	6	Hose, 2" x 40"
4.	GD14627	31	Coupler, 2"
5.	G11147	-	Cap, 2"
6.	GD15850	4	Manifold, 21" (Open One End)
7.	GD15856-02	2	Pipe, 6" x 20"
8.	GD15799	13	Manifold, 21" (Open Both Ends)
9.	GD15856-33	1	Pipe, 6" x 28 1/2"
10.	GD15856-34	1	Pipe, 6" x 20 1/2"
11.	GD15856-20	3	Pipe, 6" x 22 1/2"
12.	GA13184	1	Manifold Flange, 30 3/4"
13.	GA13183	1	Manifold Flange, 12 1/4"
14.	GD15856-29	1	Pipe, 6" x 9 1/2"
15.	GD15856-36	1	Pipe, 6" x 8 1/2"
16.	GA13182	1	Manifold Flange, 22"
17.	GA12142	1	Manifold Flange, 12"
18.	GD15856-30	1	Pipe, 6" x 25 1/4"
19.	GD15856-31	1	Pipe, 6" x 21"
20.	GD15856-32	1	Pipe, 6" x 42 1/2"
21.	-	-	See "Vacuum Gauges, Control Console And Vacuum Fan Assembly With Oil Cooler", Pages P46 And P47

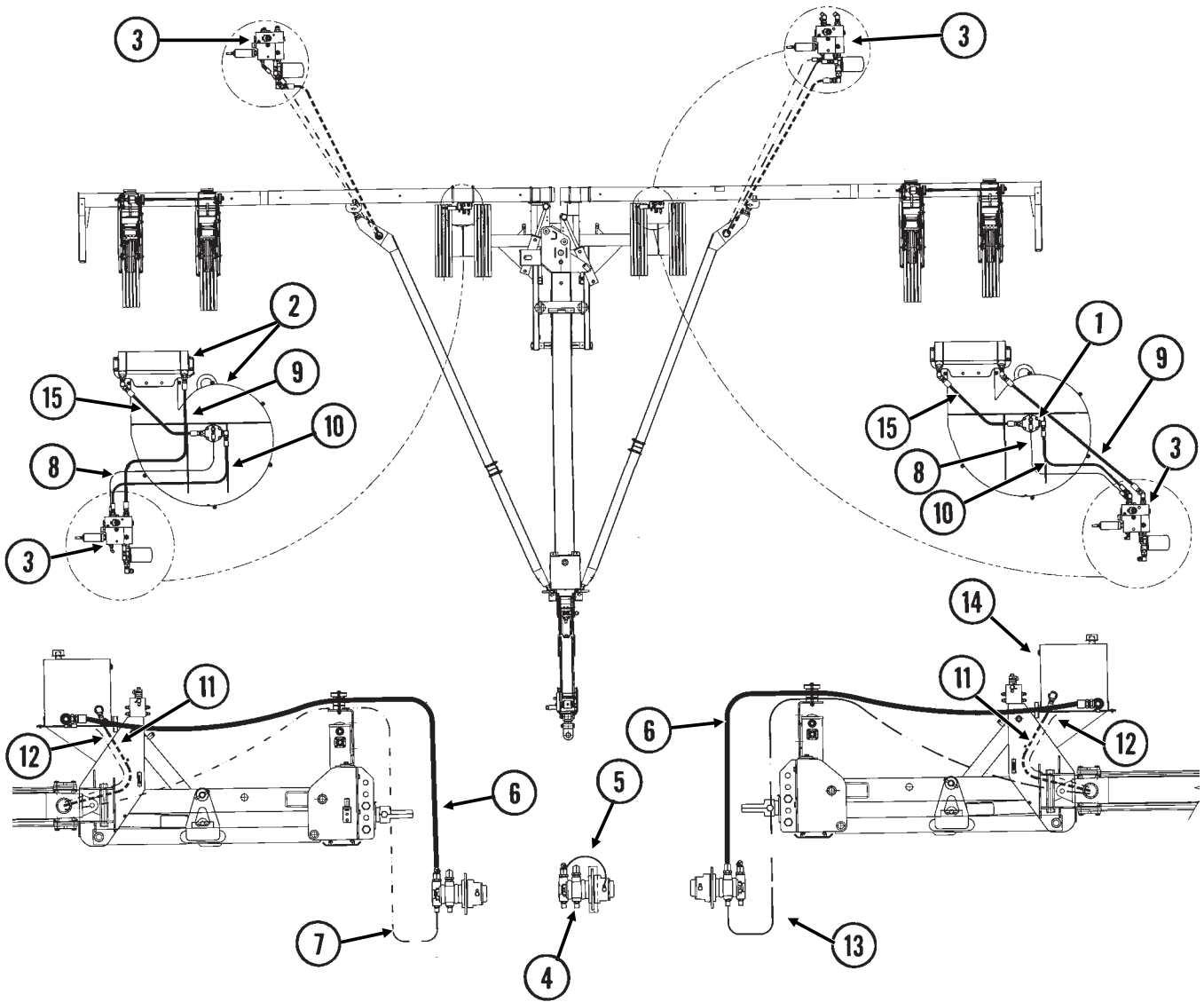
# MANIFOLDS AND DISTRIBUTION HOSES, 36 ROW 20"

---



# VACUUM FAN HYDRAULIC COMPONENTS

(FF110)



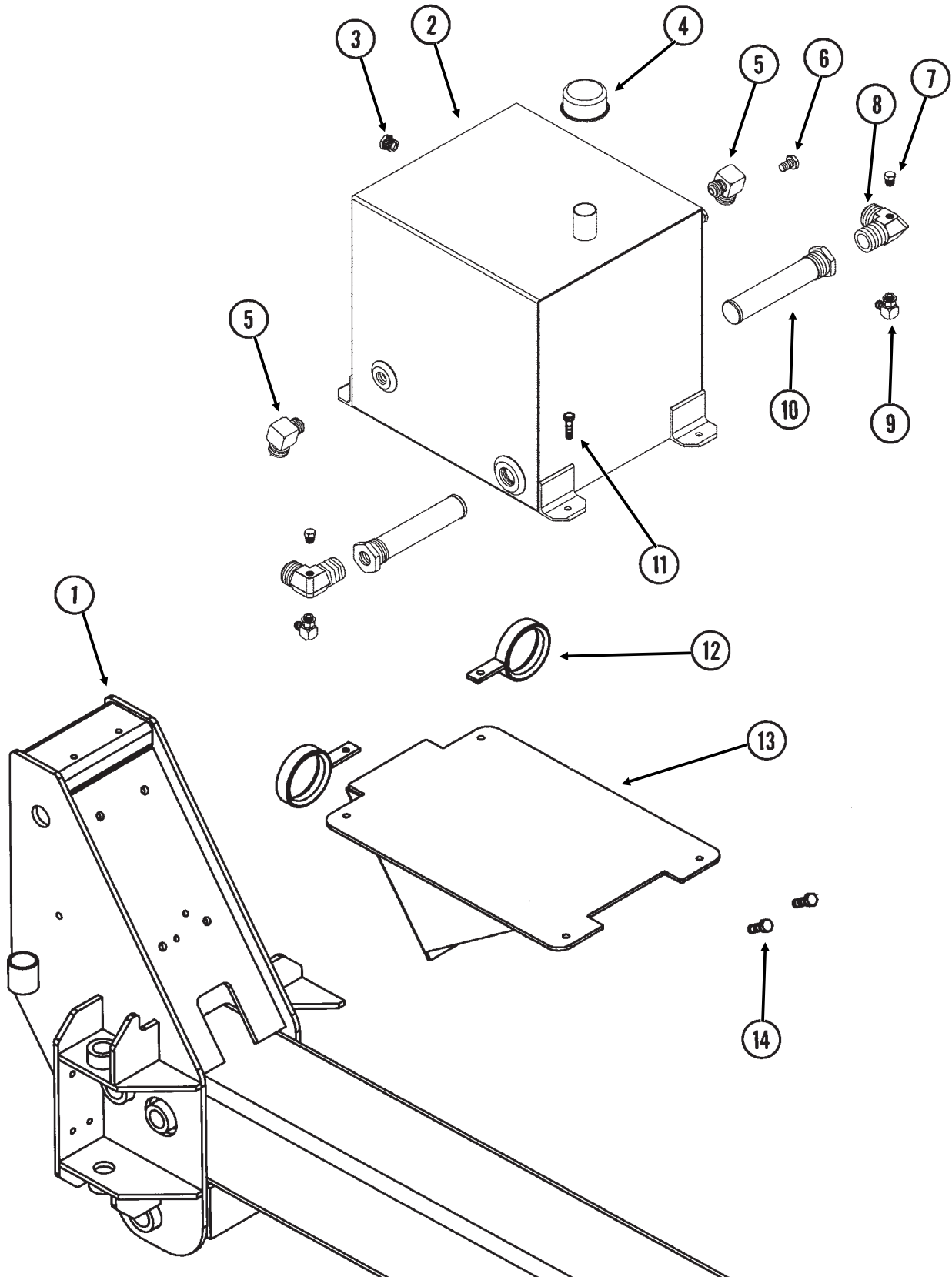
# VACUUM FAN HYDRAULIC COMPONENTS

ITEM	PART NO.	QTY.	DESCRIPTION
1.		-	See "Vacuum Fan Hydraulic Motor Assembly", Page P65
2.		-	See "Vacuum Gauges, Control Console And Vacuum Fan Assembly With Oil Cooler", Pages P46 And P47
3.		-	See "Vacuum Fan Motor Valve Block Assembly", Pages P66-P69
4.		-	See "PTO Pump Assembly", Pages P70 And P71
5.	*A3292	1	Hose Assembly, 3/8" x 22"
6.	*A11800	2	Hose Assembly, 1 1/4" x 123"
7.	*A11421	1	Hose Assembly, 5/8" x 408", 24 Row 20" And 24 Row 22"
	*A11433	-	Hose Assembly, 5/8" x 424", 24 Row 30" And 36 Row 20"
8.	*A12051	2	Hose Assembly, 3/8" x 36"
9.	*A3392	2	Hose Assembly, 3/4" x 50"
10.	*A11431	2	Hose Assembly, 5/8" x 34"
11.	*A3398	2	Hose Assembly, 3/4" x 274", 24 Row 20" And 24 Row 22"
	*A12904	-	Hose Assembly, 3/4" x 330", 24 Row 30" And 36 Row 20"
12.	*A12031	2	Hose Assembly, 3/8" x 284", 24 Row 20" And 24 Row 22"
	*A12052	-	Hose Assembly, 3/8" x 340", 24 Row 30" And 36 Row 20"
13.	*A11422	1	Hose Assembly, 5/8" x 358", 24 Row 20" And 24 Row 22"
	*A11432	-	Hose Assembly, 5/8" x 412", 24 Row 30" And 36 Row 20"
14.		-	See "Vacuum Fan Reservoir Assembly", Pages P62 And P63
15.	*A3381	2	Hose Assembly, 3/4" x 26"

\* Hydraulic hose is not stocked by KINZE® Repair Parts, but can be made available on a special order basis. Call for quote.

# VACUUM FAN RESERVOIR ASSEMBLY

(FF105a)



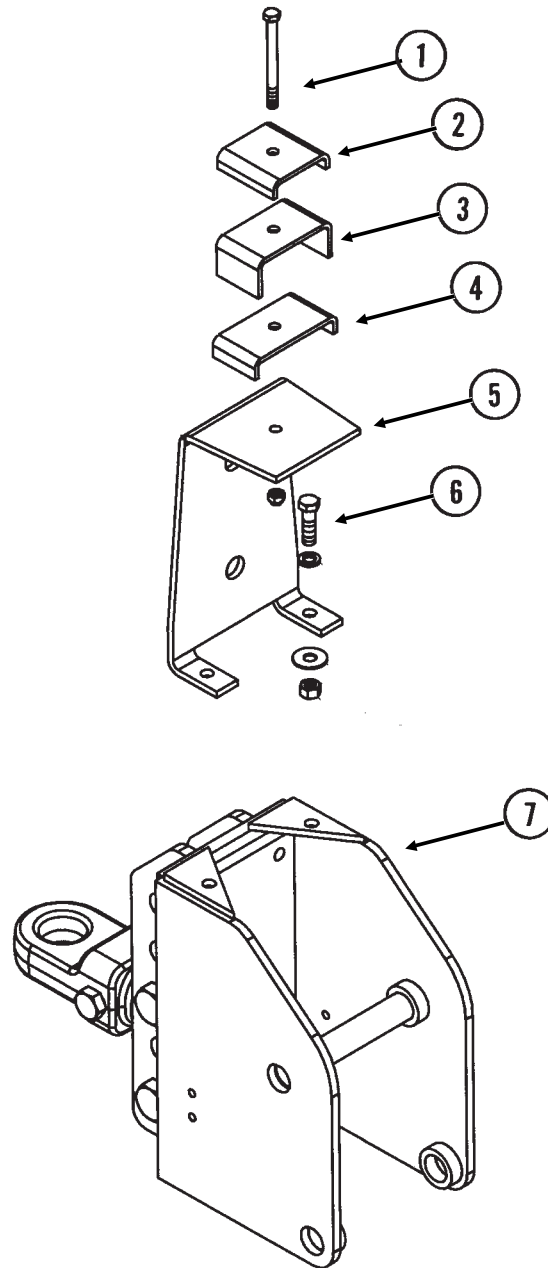
# VACUUM FAN RESERVOIR ASSEMBLY

---

ITEM	PART NO.	QTY.	DESCRIPTION
1.		-	See "Front Hitch Assembly (Rear Section)", Pages P74 And P75
2.	GA11696	1	Reservoir
3.	GD17091	1	Liquid Level Sight
4.	GD16932	1	Cap
5.	G2501-12-16	2	Elbow, 90°, 1 1/16"-12 Male JIC To 1" NPT
6.	G5406-08	1	Plug, 3/4" NPT Hex Head
7.	G2408-06	2	Plug, 9/16"-18 JIC
8.	GD17027	2	Elbow, 90°, 1 5/8"-18 Male JIC To 1" NPT W/ 9/16" Port
9.	G6801-06	2	Elbow W/O-Ring, 90°, 9/16"-18 Male JIC To O-Ring
	GR1045	-	O-Ring
10.	GD16993	2	Strainer
11.	G10003	6	Hex Head Cap Screw, 3/8"-16 x 1 1/2"
	G10108	6	Lock Nut, 3/8"-16
12.	GA11697	2	Hose Guide
13.	GA11695	1	Mount
14.	G10017	4	Hex Head Cap Screw, 1/2"-13 x 1 1/2"
	G10111	4	Lock Nut, 1/2"-13

# RESERVOIR HOSE SUPPORTS/CLAMPS ON HITCH

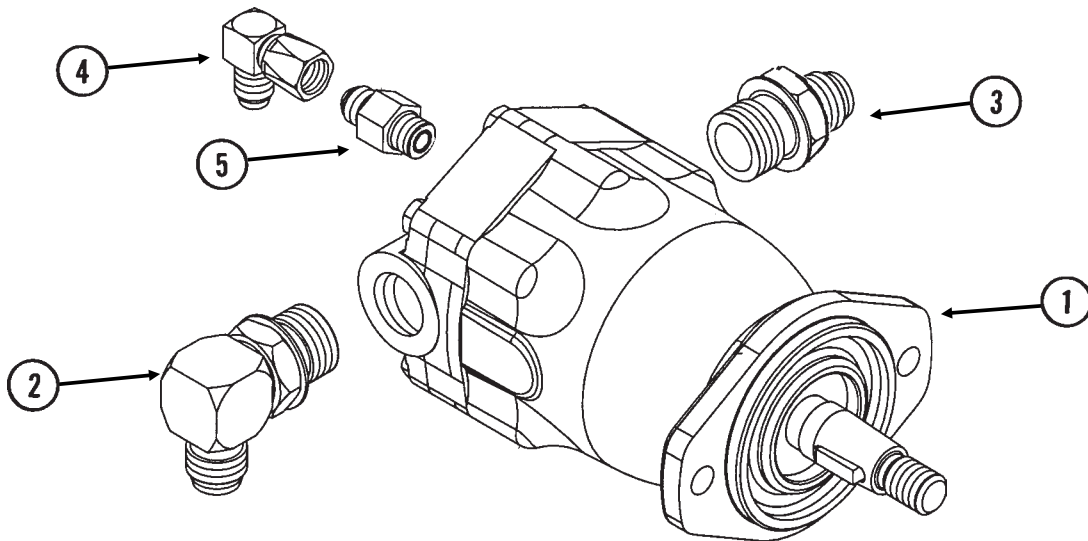
(FF105c)



ITEM	PART NO.	QTY.	DESCRIPTION
1.	G10980	1	Hex Head Cap Screw, 1/2"-13 x 5 1/2"
	G10111	1	Lock Nut, 1/2"-13
2.	GD0740	1	Hose Clamp, 3/4" x 4" x 3 1/2"
3.	GD17024	1	Hose Clamp, 2" x 3" x 4 3/4"
4.	GD8188	1	Hose Clamp, 7/8" x 3" x 5 3/8"
5.	GD16922	1	Support
6.	G10006	2	Hex Head Cap Screw, 5/8"-11 x 2 1/4"
	G10230	2	Lock Washer, 5/8"
	G10217	2	Washer, 5/8" USS
	G10104	2	Hex Nut, 5/8"-11
7.	-	-	See "Front Hitch Assembly", Pages P72 And P73

# VACUUM FAN HYDRAULIC MOTOR ASSEMBLY

(METR21b)

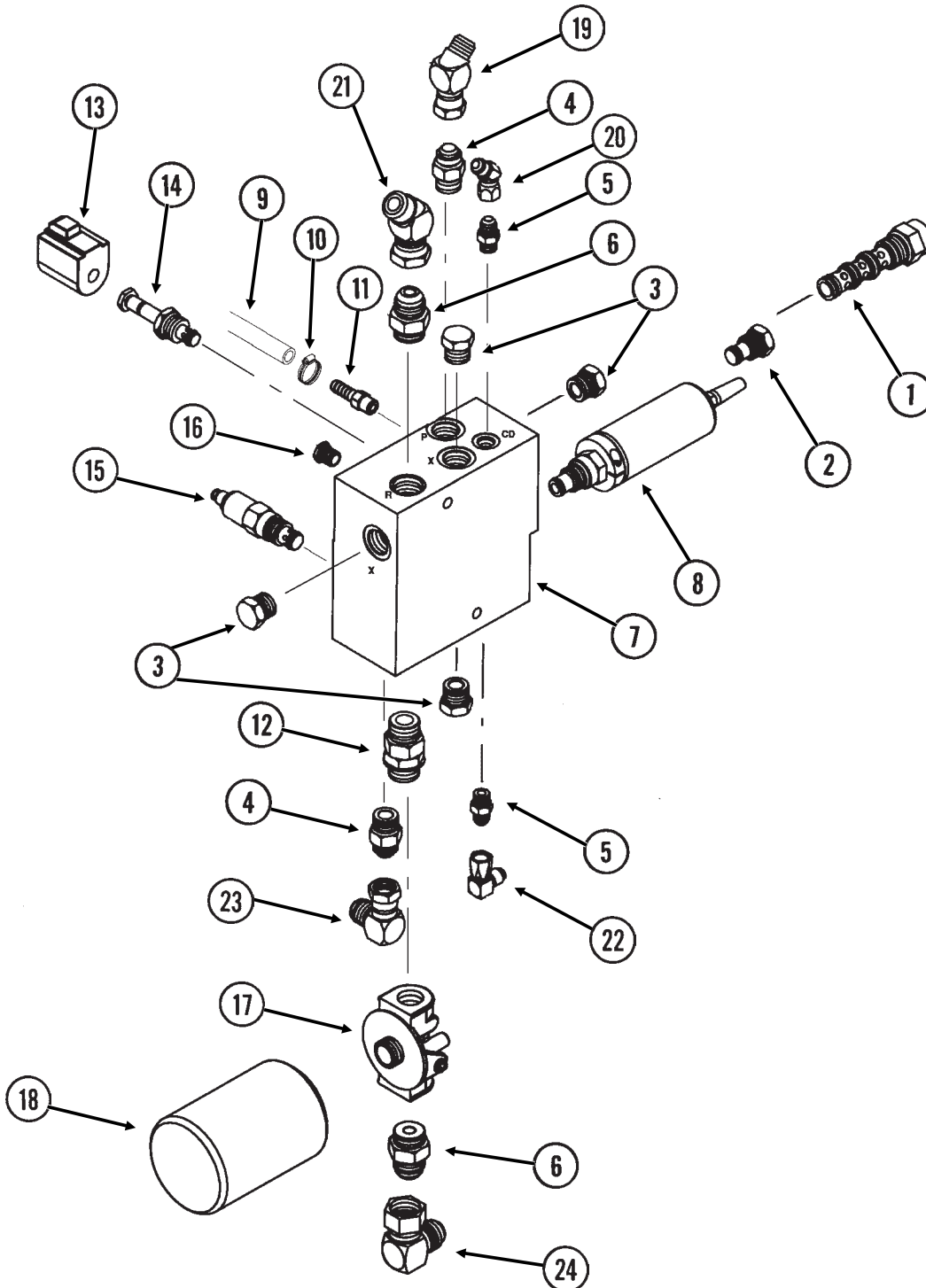


ITEM	PART NO.	QTY.	DESCRIPTION
1.	GA10149	1	Hydraulic Motor
	GR1734	-	Seal Kit
2.	G6801-10-12	1	Elbow W/O-Ring, 90°, 7/8"-14 Male JIC To 1 1/16"-12 O-Ring
	GR1467	-	O-Ring
3.	G6400-12	2	Connector W/O-Ring, 1 1/16"-12 Male JIC To O-Ring
	GR1467	-	O-Ring
4.	G6500-06	1	Swivel Elbow, 90°, 9/16"-18 Male JIC To Female
5.	G6400-06	1	Connector W/O-Ring, 9/16"-18 Male JIC To O-Ring
	GR1045	-	O-Ring

# VACUUM FAN MOTOR VALVE BLOCK ASSEMBLY, 24 ROW 20", 24 ROW 22", 24 ROW 30" AND 36 ROW 20"

(FF107-A11907)

**NOTE:** Used on L.H. side of planter.



# VACUUM FAN MOTOR VALVE BLOCK ASSEMBLY, 24 ROW 20", 24 ROW 22", 24 ROW 30" AND 36 ROW 20"

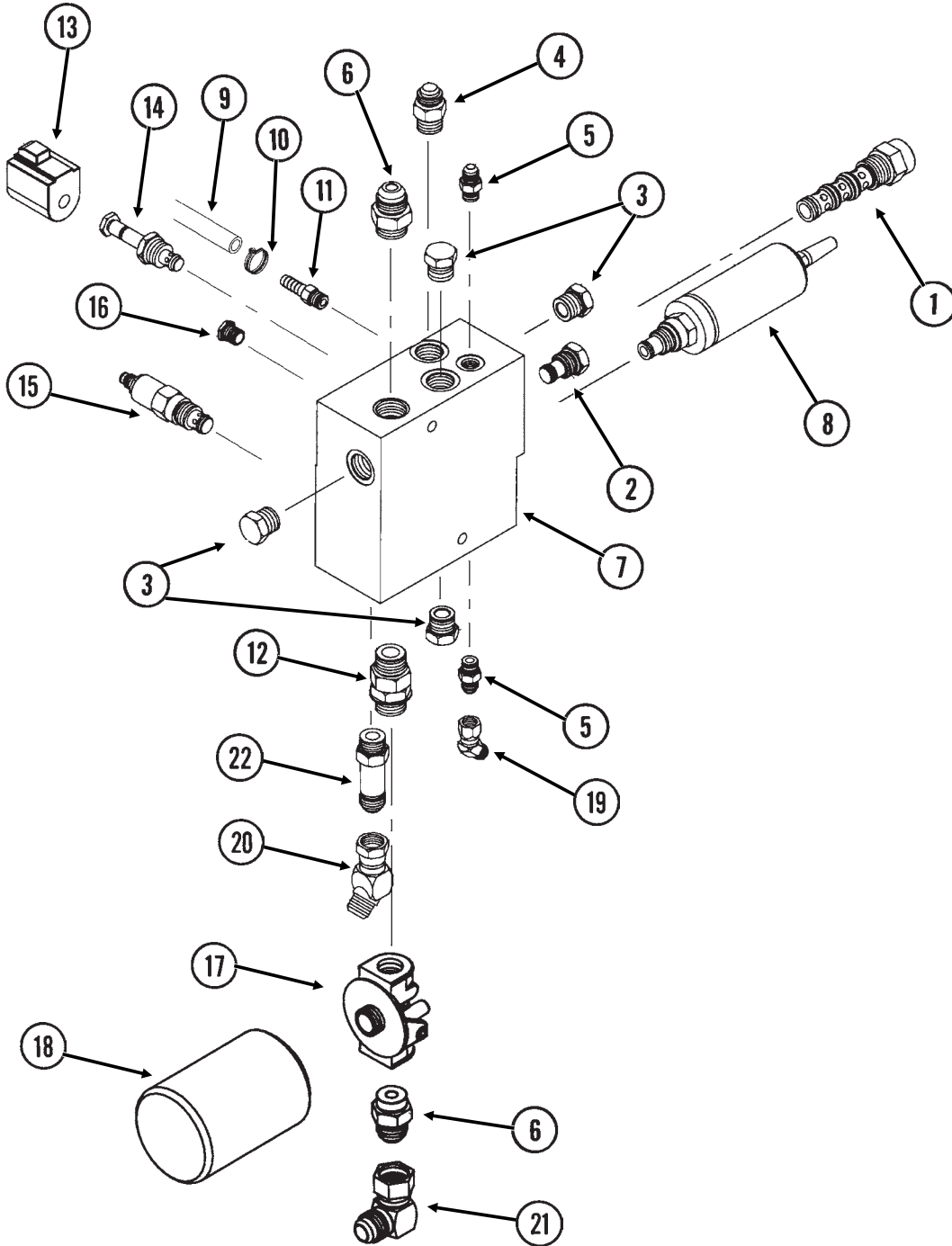
---

ITEM	PART NO.	QTY.	DESCRIPTION
1.	GA11682	1	Pressure Compensating Element
2.	GA11934	1	Relief Valve Cartridge
3.	G6408-10	4	Plug W/O-Ring, 7/8"-14 O-Ring
	GR1466	-	O-Ring
4.	G6400-10	2	Connector W/O-Ring, 7/8"-14 Male JIC To O-Ring
	GR1466	-	O-Ring
5.	G6400-06	2	Connector W/O-Ring, 9/16"-18 Male JIC To O-Ring
	GR1045	-	O-Ring
6.	G6400-12	2	Connector W/O-Ring, 1 1/16"-12 Male JIC To O-Ring
	GR1467	-	O-Ring
7.	GD16873	1	Valve Block
8.	GA11799	1	Flow Control Cartridge W/Terminals
9.	GD6279-05	1	Clear Plastic Hose, 9/16" O.D. x 60"
10.	G10681	1	Hose Clamp, No. 6
11.	GD11700	1	Adapter, 1/4" NPT To 3/8" Barb
12.	G6403-NWO-12	1	Adjustable Union, 1 1/16"-12 O-Ring
	GR1467	-	O-Ring
13.	GA11900	1	Coil W/Terminals
14.	GA11680	1	Cartridge
15.	GA11679	1	Relief Valve
16.	G6408-H06-O	1	Hex Socket Head Plug W/O-Ring, 9/16"-18 O-Ring
	GR1045	-	O-Ring
17.	GD16038	1	Filter Head
18.	GD16037	1	Oil Filter, 10 Micron
19.	G6500-10	1	Swivel Elbow, 45°, 7/8"-14 Male JIC To Female
20.	G6500-06	1	Swivel Elbow, 45°, 9/16"-18 Male JIC To Female
21.	G6500-12	1	Swivel Elbow, 45°, 1 1/16"-12 Male JIC To Female
22.	G6500-06	1	Swivel Elbow, 90°, 9/16"-18 Male JIC To Female
23.	G6500-10	1	Swivel Elbow, 90°, 7/8"-14 Male JIC To Female
24.	G6500-12	1	Swivel Elbow, 90°, 1 1/16"-12 Male JIC To Female

# VACUUM FAN MOTOR VALVE BLOCK ASSEMBLY, ALL SIZES

(FF106-A11908)

**NOTE:** Used on both sides of 16 Row 38" planters. Used on R.H. side of 24 Row 20"/22"/30" and 36 Row 20" planters.



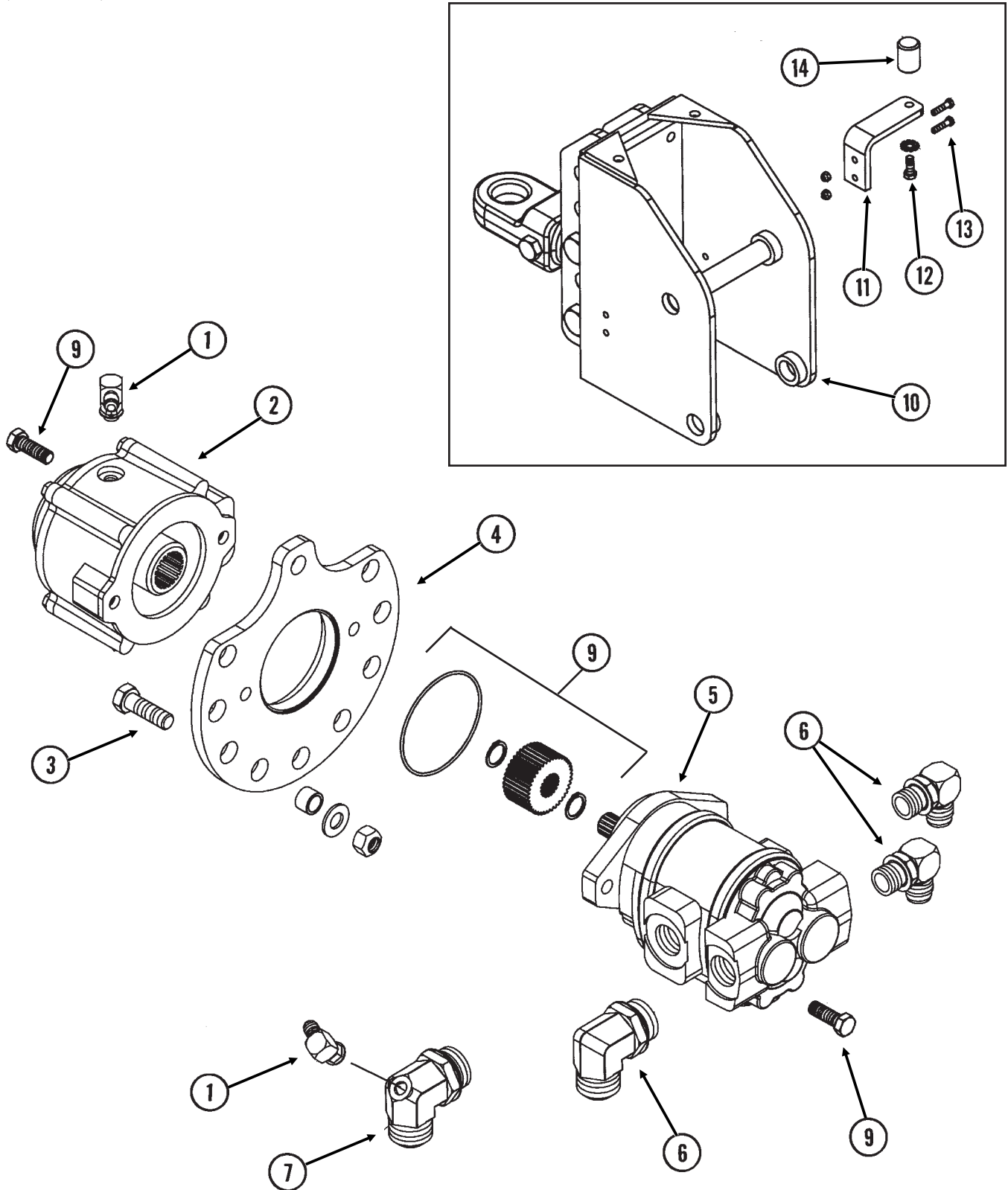
# VACUUM FAN MOTOR VALVE BLOCK ASSEMBLY, ALL SIZES

---

ITEM	PART NO.	QTY.	DESCRIPTION
1.	GA11682	1	Pressure Compensating Element
2.	GA11934	1	Relief Valve Cartridge
3.	G6408-10	4	Plug W/O-Ring, 7/8"-14 O-Ring
	GR1466	-	O-Ring
4.	G6400-10	1	Connector W/O-Ring, 7/8"-14 Male JIC To O-Ring
	GR1466	-	O-Ring
5.	G6400-06	2	Connector W/O-Ring, 9/16"-18 Male JIC To O-Ring
	GR1045	-	O-Ring
6.	G6400-12	2	Connector W/O-Ring, 1 1/16"-12 Male JIC To O-Ring
	GR1467	-	O-Ring
7.	GD16873	1	Valve Block
8.	GA11799	1	Flow Control Cartridge W/Terminals
9.	GD6279-05	1	Clear Plastic Hose, 9/16" O.D. x 60"
10.	G10681	1	Hose Clamp, No. 6
11.	GD11700	1	Adapter, 1/4" NPT To 3/8" Barb
12.	G6403-NWO-12	1	Adjustable Union, 1 1/16"-12 O-Ring
	GR1467	-	O-Ring
13.	GA11900	1	Coil W/Terminals
14.	GA11680	1	Cartridge
15.	GA11679	1	Relief Valve
16.	G6408-H06-O	1	Hex Socket Head Plug W/O-Ring, 9/16"-18 O-Ring
	GR1045	-	O-Ring
17.	GD16038	1	Filter Head
18.	GD16037	1	Oil Filter, 10 Micron
19.	G6502-06	1	Swivel Elbow, 45°, 9/16"-18 Male JIC To Female
20.	G6502-10	1	Swivel Elbow, 45°, 7/8"-14 Male JIC To Female
21.	G6500-12	1	Swivel Elbow, 90°, 1 1/16"-12 Male JIC To Female
22.	G6400-L-10	1	Long Connector, W/O-Ring, 7/8"-14 Male JIC To O-Ring
	GR1466	-	O-Ring

# PTO PUMP ASSEMBLY

(FWD123/FF105c)



# PTO PUMP ASSEMBLY

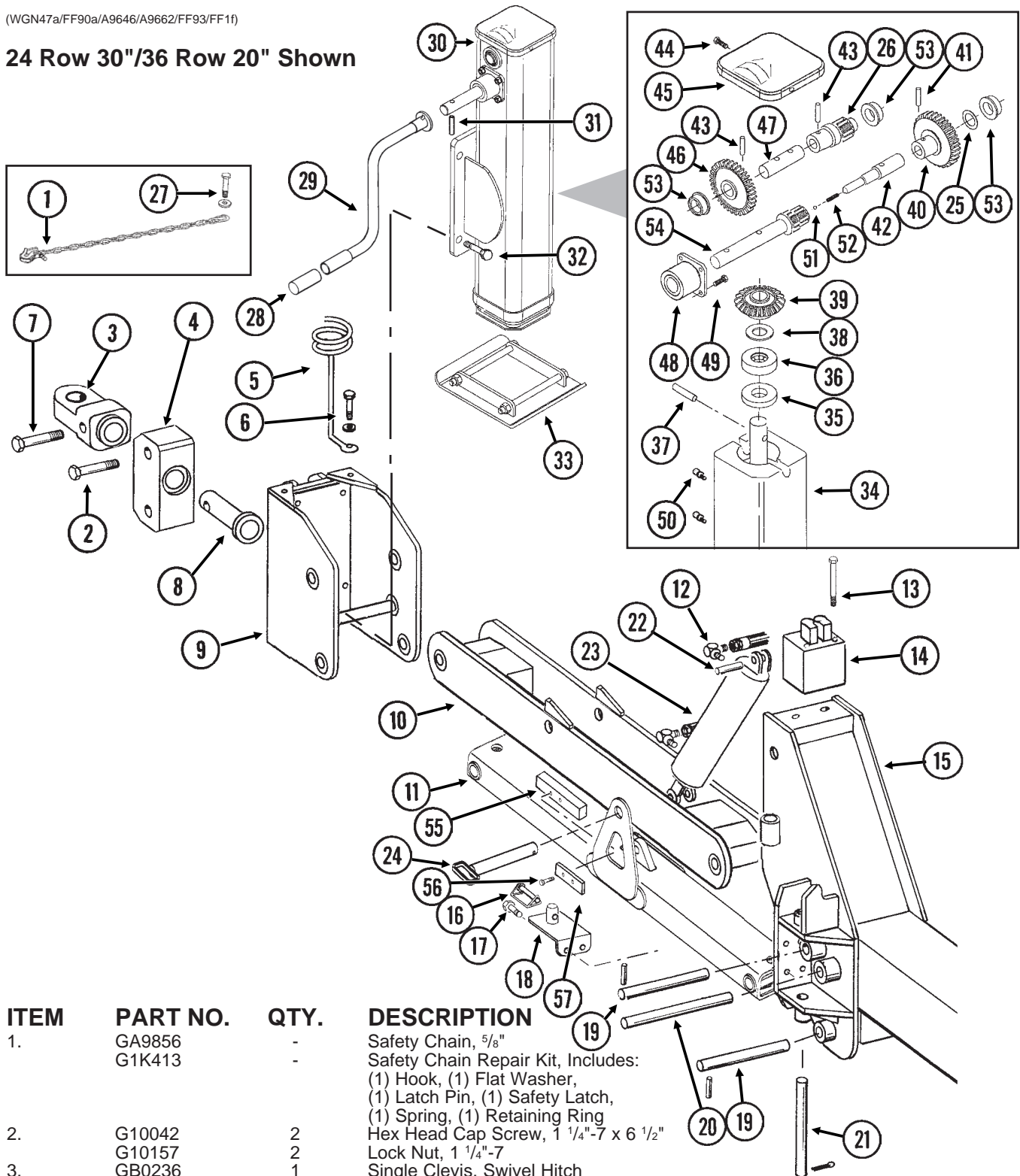
---

ITEM	PART NO.	QTY.	DESCRIPTION
1.	G6801-06	2	Elbow W/O-Ring, 90°, 9/16"-18 Male JIC To O-Ring
	GR1045	-	O-Ring
2.	GA11677	1	Planetary Gearbox
3.	G10008	5	Hex Head Cap Screw, 5/8"-11 x 2"
	GB0218	5	Bushing, 21/32" I.D. x 7/8" O.D. x 19/32" Long
	GD7805	5	Special Washer, 5/8", Hardened
	G10107	5	Lock Nut, 5/8"-11
4.	GD17215	1	Plate
5.	GA11676	1	PTO Pump
6.	G6801-12	2	Elbow W/O-Ring, 90°, 1 1/16"-12 Male JIC To O-Ring
	GR1467	-	O-Ring
7.	GD16994	1	Special Elbow W/O-Ring, 90°, 1 5/8"-12 Male JIC To O-Ring
	GR1787	-	O-Ring
8.	G6801-20	1	Elbow W/O-Ring, 90°, 1 5/8"-12 Male JIC To O-Ring
	GR1787	-	O-Ring
9.	GA11678	1	Gearbox Mounting Kit, Includes: (4) Bolts, (1) O-Ring, (2) Retainers, (1) Gear, (2) Hex Head Cap Screws
10.		-	See "Front Hitch Assembly, Pages P72 And P73
11.	GD17087	1	Bracket (PTO Pump Storage)
12.	G10037	1	Hex Head Cap Screw, 1/2"-13 x 1 1/4"
	G10527	1	Lock Washer, 1/2" Internal/External
13.	G10003	2	Hex Head Cap Screw, 3/8"-16 x 1 1/2"
	G10108	2	Lock Nut, 3/8"-16
14.	GD16923	1	Sleeve

# FRONT HITCH ASSEMBLY/SAFETY CHAIN

(WGN47a/FF90a/A9646/A9662/FF93/FF1f)

24 Row 30"/36 Row 20" Shown



ITEM	PART NO.	QTY.	DESCRIPTION
1.	GA9856 G1K413	- -	Safety Chain, 5/8" Safety Chain Repair Kit, Includes: (1) Hook, (1) Flat Washer, (1) Latch Pin, (1) Safety Latch, (1) Spring, (1) Retaining Ring
2.	G10042	2	Hex Head Cap Screw, 1 1/4"-7 x 6 1/2"
	G10157	2	Lock Nut, 1 1/4"-7
3.	GB0236	1	Single Clevis, Swivel Hitch
4.	GA9526	1	Swivel Block W/Grease Fitting
	G10643	-	Grease Fitting, 45°, 1/4"-28
5.	GD9349	1	Hose Holder
6.	G10006	1	Hex Head Cap Screw, 5/8"-11 x 2 1/4"
	G10230	1	Lock Washer, 5/8"
	G10217	1	Washer, 5/8" USS (If Applicable)
	G10104	1	Hex Nut, 5/8"-11
7.	G10151	2	Hex Head Cap Screw, 1"-8 x 6"
	G10396	2	Lock Nut, 1"-8
8.	GD13377	1	Spindle
9.	GA9459	1	Hitch Cap

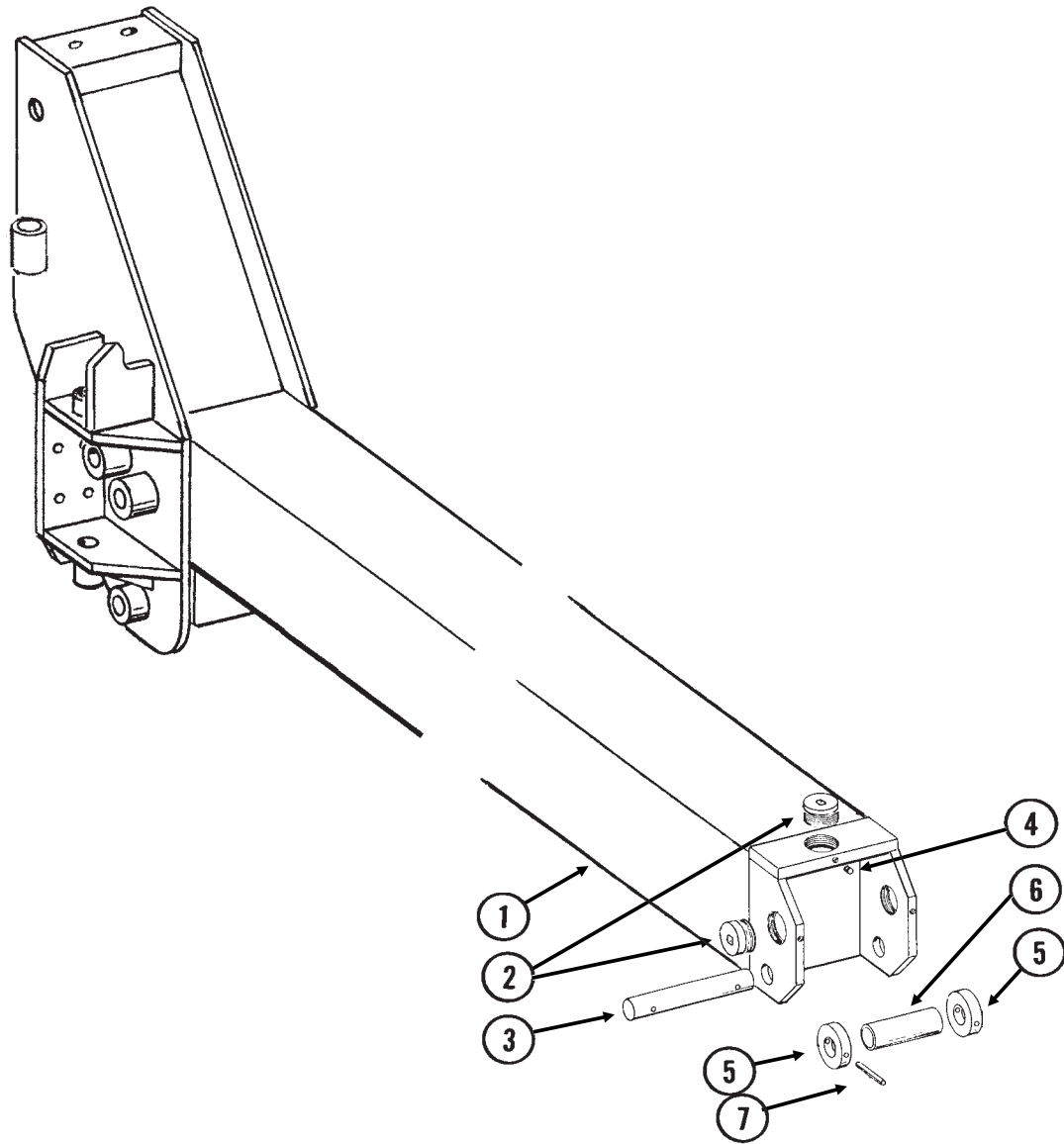
# FRONT HITCH ASSEMBLY/SAFETY CHAIN

ITEM	PART NO.	QTY.	DESCRIPTION
10.	GA9894	1	Upper Hitch Link W/Grease Fittings
	G10640	-	Grease Fitting, 1/4"-28
11.	GA10043	1	Lower Hitch Link W/Grease Fittings
	G10640	-	Grease Fitting, 1/4"-28
12.	G6801-08	2	Elbow W/O-Ring, 90°, 3/4"-16 Male JIC To O-Ring
	GR1037	-	O-Ring
13.	G10754	2	Hex Head Cap Screw, 5/16"-18 x 8"
	G10232	2	Lock Washer, 5/16"
	G10106	2	Hex Nut, 5/16"-18
14.		-	See "Valve Block On Front Hitch", Page P120
15.		-	See "Front Hitch Assembly (Rear Section)", Page P74
16.	GD10705	1	Locking Clip Pin, 1/4" x 2 1/2"
17.	G10019	2	Hex Head Cap Screw, 5/16"-18 x 1"
	G10232	2	Lock Washer, 5/16"
	G10106	2	Hex Nut, 5/16"-18
18.	GA9654	1	Handle Mount
19.	GD9464-01	4	Pin, 1 1/2" x 11 1/4"
	G10475	8	Spring Pin, 1/4" x 2 1/4"
20.	GD0671	1	Pin, 1 1/4" x 10 3/4"
	G10460	2	Cotter Pin, 1/4" x 2"
21.	GD4014	2	Pin, 1 1/4" x 12"
	G10460	4	Cotter Pin, 1/4" x 2"
22.	GR0717	2	Pin W/Clip
	GR0193	-	Hair Pin Clip
23.		-	See "Hitch Parallel Linkage Cylinder", Page P119
24.	GA6813	1	Parallel Linkage Lock Pin
	GD14217	1	Tab Lock Pin, 7/16" x 1 1/2"
25.	G11032	1	Shim
26.	GD13605	1	Output Spur Gear
27.	G10494	1	Hex Head Cap Screw, 1 1/4"-7 x 3 1/2"
	GD10646	1	Special Washer
	G10226	1	Washer, 1 1/4" SAE
	G10157	1	Lock Nut, 1 1/4"-7
28.	G11012	1	Cover
29.	GA9655	1	Handle
30.	GA9646	1	2-Speed Jack Assembly, Less Handle And Foot Assembly
31.	G11076	1	Spring Pin, M10 x 50 (Metric)
32.	G10006	4	Hex Head Cap Screw, 5/8"-11 x 2 1/4"
	G10230	4	Lock Washer, 5/8"
	G10104	4	Hex Nut, 5/8"-11
33.	GA9662	1	Jack Foot Assembly W/Hardware
	G11034	-	Hex Head Cap Screw, 1/2"-13 x 7"
	G10111	-	Lock Nut, 1/2"-13
34.	GA9663	1	Lower Leg Assembly
35.	GD13598	1	Collar
36.	GA9665	1	Thrust Bearing
37.	G10840	1	Dowel Pin, 3/8" x 1 3/4"
38.	GD13600	1	Thrust Washer
39.	GD13601	1	Bevel Gear
40.	GD13602	1	Output Cluster Gear
41.	G11030	1	Spring Pin, 3/8" x 1 3/4"
42.	GD13603	1	Output Shaft
43.	G11031	2	Spring Pin, 5/16" x 1 1/2"
44.	G10960	2	Flanged Whiz-Lock Screw, 1/4"-20 x 5/8", No Serration
45.	GD13607	1	Cover
46.	GD13606	1	Input Spur Gear
47.	GD13608	1	Output Shaft
48.	GA9666	1	Shaft Housing
49.	G10019	4	Hex Head Cap Screw, 5/16"-18 x 1"
	G10109	4	Lock Nut, 5/16"-18, Grade 8
50.	G10641	2	Grease Fitting, 1/8" NPT
51.	GD13609	2	Detent Ball
52.	GD13610	1	Detent Spring
53.	GD13604	3	Bushing
54.	GD13611	1	Input Shaft
55.	GD15787	2	Stop Block, 1 1/2" x 8"
56.	GD15785	2	Mount, 1 1/2" x 5 1/2"
57.	G10017	4	Hex Head Cap Screw, 1/2"-13 x 1 1/2"
	G10228	4	Lock Washer, 1/2"
A.	GA9504	-	2-Speed Jack/Mount Sub-Assembly (Items 2-9, 30, 31 And 33)

# FRONT HITCH ASSEMBLY (REAR SECTION)

PHA029/PFA057(FF2c)

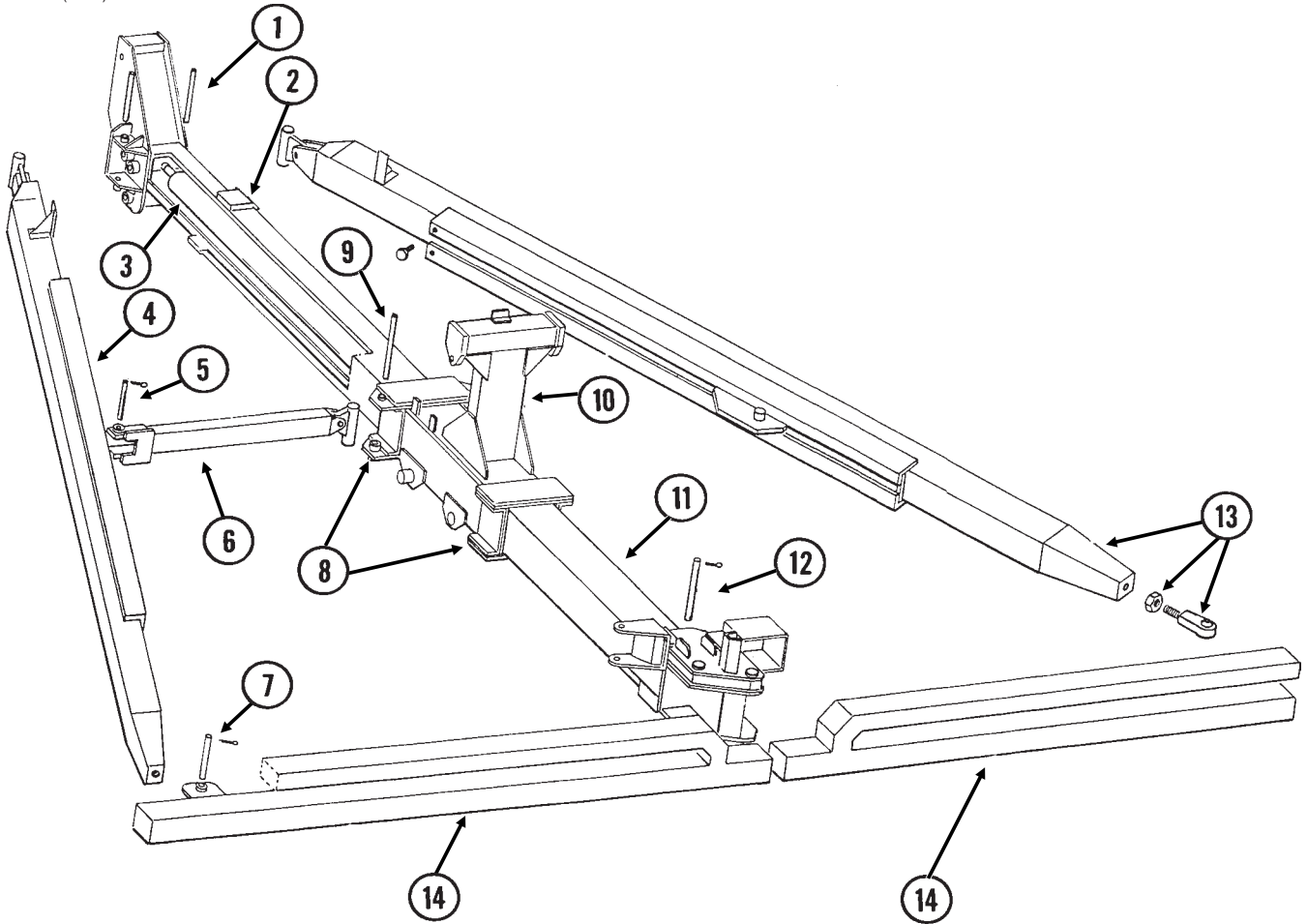
24 Row 30"/36 Row 20" Shown



ITEM	PART NO.	QTY.	DESCRIPTION
1.	A8974	1	Front Hitch, 199 <sup>5</sup> / <sub>8</sub> ", 24 Row 30" And 36 Row 20" <b>(Non-Stock Item)</b>
	A8973	1	Front Hitch, 166 <sup>5</sup> / <sub>8</sub> ", 16 Row 38", 24 Row 20" And 24 Row 22" <b>(Non-Stock Item)</b>
2.	GD9357	3	Bronze Adjusting Plug
3.	GD9362	1	Mounting Pin
4.	G10760	3	Hex Socket Set Screw, <sup>3</sup> / <sub>8</sub> "-16 x <sup>1</sup> / <sub>2</sub> "
5.	GD9366	2	Roller
6.	GD9367	1	Sleeve
7.	G10293	2	Spring Pin, <sup>3</sup> / <sub>8</sub> " x 3"

# HITCH AND LINKAGE ASSEMBLY, 24 ROW 30" AND 36 ROW 20"

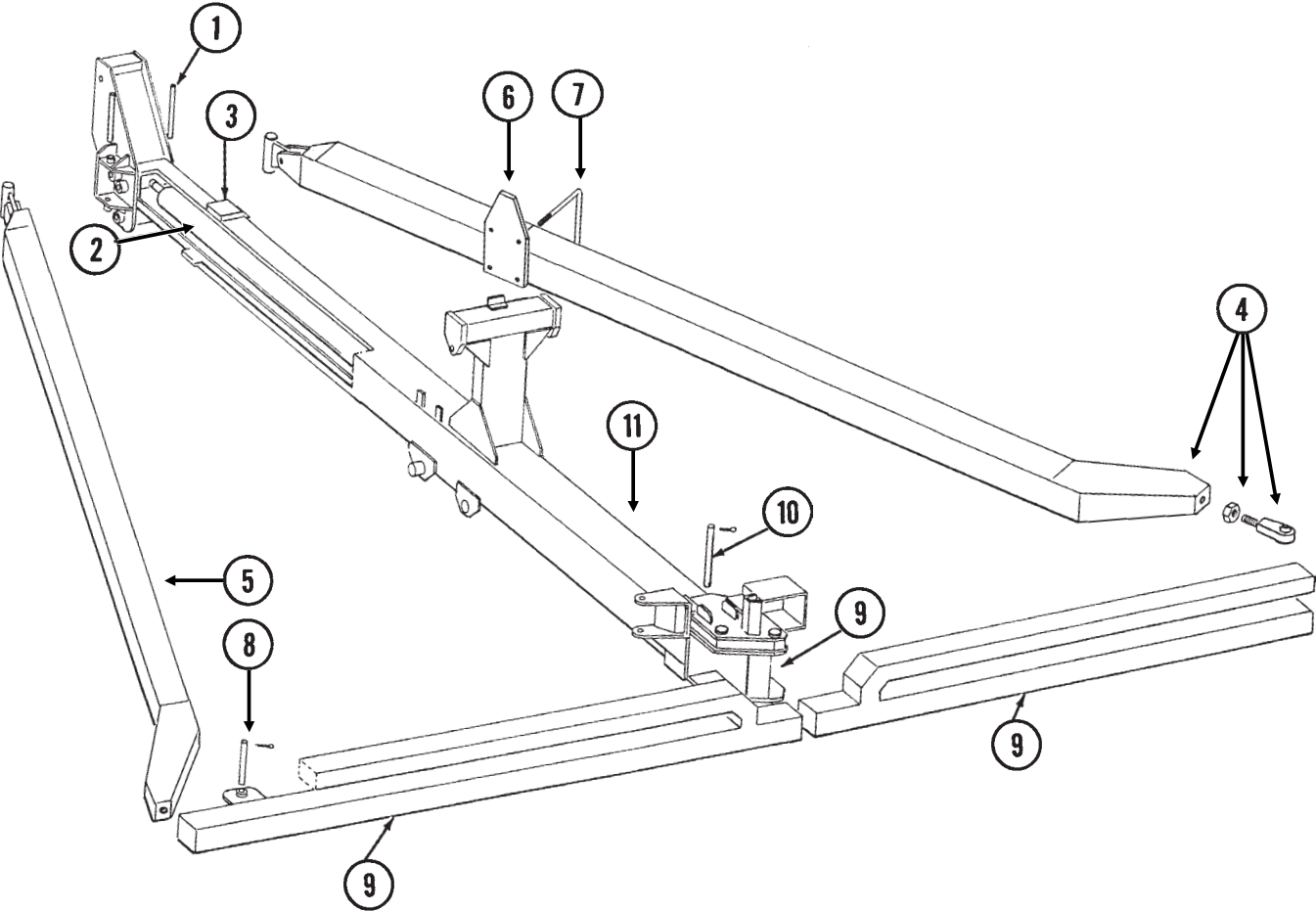
PFA060(FF3c)



ITEM	PART NO.	QTY.	DESCRIPTION
1.		-	See "Front Hitch Assembly/Safety Chain", Pages P72 And P73
2.		-	See "Front Wear Pads", Page P78
3.		-	See "Tongue Cylinder", Page P118
4.	GA7453	1	L.H. Draft Link W/Split Locking Nut, Socket Head Screw And Joint
	GD10230	-	Split Locking Nut, 2"-12, Grade 2
	G10831	-	Hex Socket Head Screw, 1/4"-20 x 5/8"
	GA6660	-	Joint
5.	GD9542-03	2	Pin, 1 1/4" x 6 1/8"
	G10460	4	Cotter Pin, 1/4" x 2"
6.	GA6654	2	Axle Link
7.	GD3421	2	Pin, 1 1/4" x 8 3/4"
	G10460	4	Cotter Pin, 1/4" x 2"
8.		-	See "Rear Wear Pads", Page P79
9.	GD9542-04	2	Pin, 1 1/4" x 15"
	G10460	4	Cotter Pin, 1/4" x 2"
10.		-	See "Tower Assembly", Pages P80 And P81
11.	A12535	1	Rear Hitch <b>(Non-Stock Item)</b>
12.	GD5506	1	Pin, 1 1/4" x 16"
	G10460	2	Cotter Pin, 1/4" x 2"
13.	GA7454	1	R.H. Draft Link W/Split Locking Nut, Socket Head Screw And Joint
	GD10230	-	Split Locking Nut, 2"-12, Grade 2
	G10831	-	Hex Socket Head Screw, 1/4"-20 x 5/8"
	GA6660	-	Joint
14.		-	See "Hinge And Wing Assemblies", Pages P86 And P87

# HITCH AND LINKAGE ASSEMBLY, 16 ROW 30", 16 ROW 38", 24 ROW 20" AND 24 ROW 22"

PFA060/PFA061(FF62)



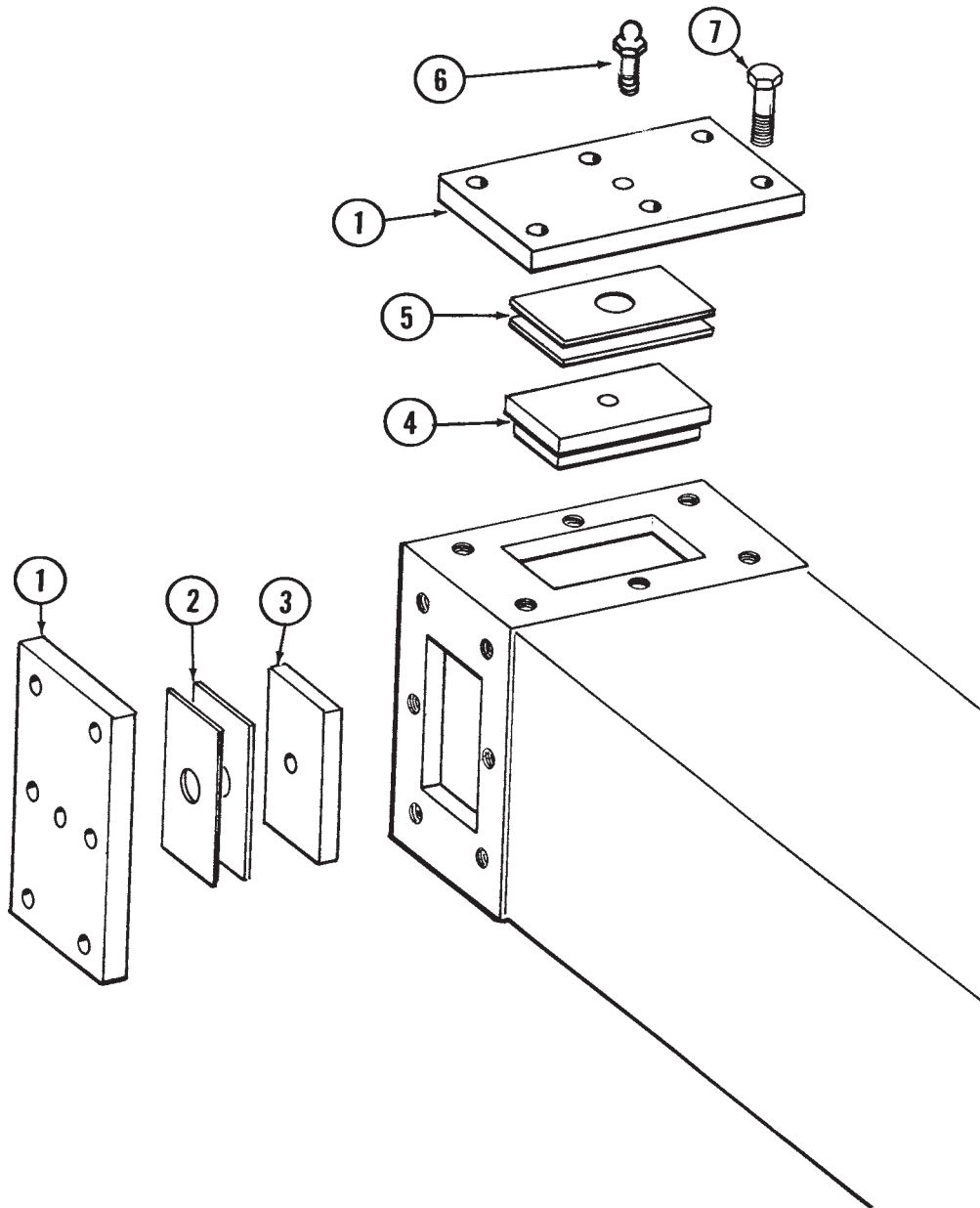
# HITCH AND LINKAGE ASSEMBLY, 16 ROW 30", 16 ROW 38", 24 ROW 20" AND 24 ROW 22"

---

ITEM	PART NO.	QTY.	DESCRIPTION
1.		-	See "Front Hitch Assembly/Safety Chain", Pages P72 And P73
2.		-	See "Tongue Cylinder", Page P117
3.		-	See "Front Wear Pads", Page P78
4.	GA7476	1	R.H. Draft Link W/Split Locking Nut, Socket Head Screw And Joint, 24 Row 20" And 24 Row 22"
	GA11260	1	R.H. Draft Link W/Split Locking Nut, Socket Head Screw And Joint, 16 Row 38"
	GD10230	-	Split Locking Nut, 2"-12, Grade 2
	G10831	-	Hex Socket Head Screw, 1/4"-20 x 5/8"
	GA6660	-	Joint
5.	GA7475	1	L.H. Draft Link W/Split Locking Nut, Socket Head Screw And Joint, 16 Row 30", 24 Row 20" And 24 Row 22"
	GA11261	1	L.H. Draft Link W/Split Locking Nut, Socket Head Screw And Joint, 16 Row 38"
	GD10230	-	Split Locking Nut, 2"-12, Grade 2
	G10831	-	Hex Socket Head Screw, 1/4"-20 x 5/8"
	GA6660	-	Joint
6.	GA7490	2	Stop
7.	GD1113	4	U-Bolt, 5" x 7" x 5/8"-11
	G10230	8	Lock Washer, 5/8"
	G10104	4	Hex Nut, 5/8"-11
8.	GD3421	2	Pin, 1 1/4" x 8 3/4"
	G10460	4	Cotter Pin, 1/4" x 2"
9.		-	See "Hinge And Wing Assemblies", Pages P86 And P87
10.	GD5506	1	Pin, 1 1/4" x 16"
	G10460	2	Cotter Pin, 1/4" x 2"
11.	A7473	1	Rear Hitch <b>(Non-Stock Item)</b>

# FRONT WEAR PADS, ALL SIZES

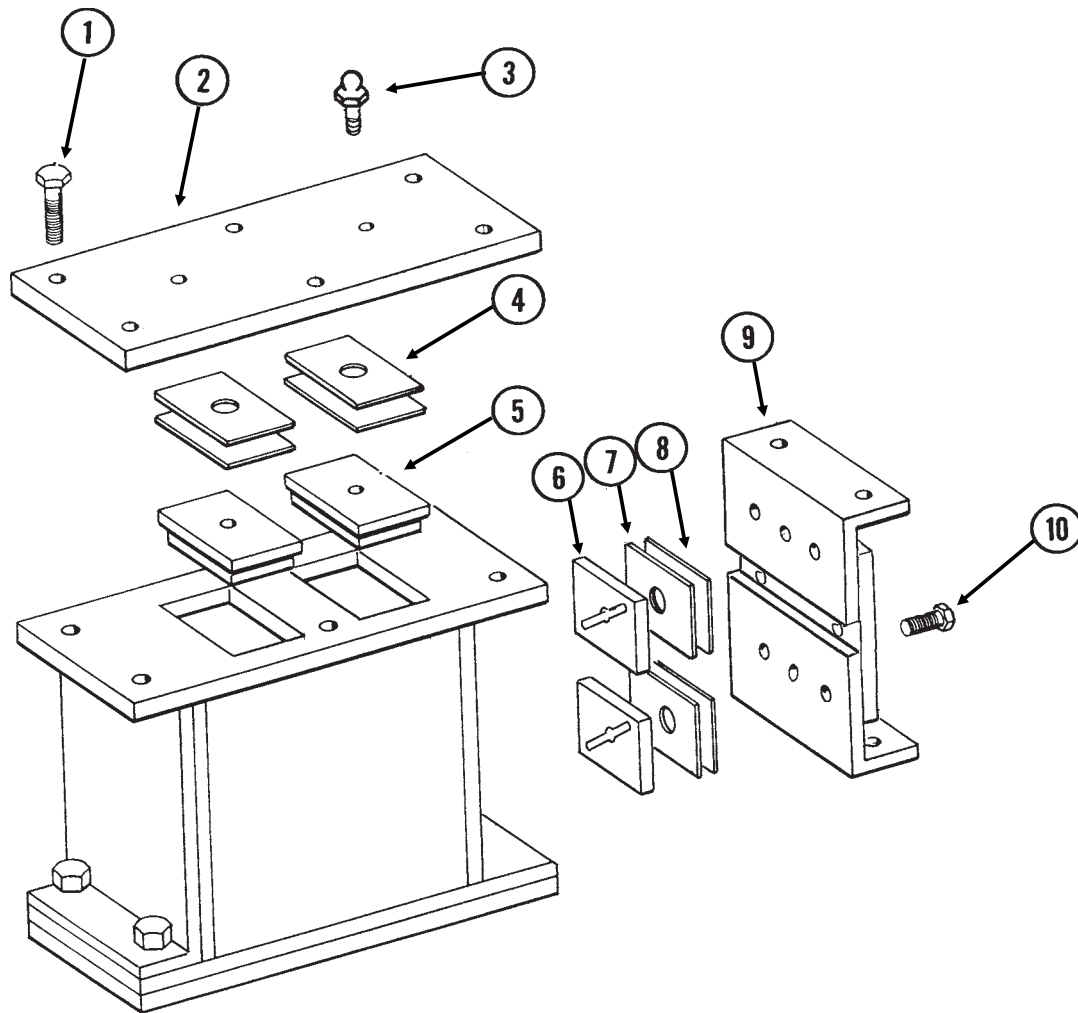
PFA059(FF4a)



ITEM	PART NO.	QTY.	DESCRIPTION
1.	GD9467	4	Cap
2.	GD9465	2	Shim, $\frac{3}{8}$ "
	GD10981	-	Shim, $\frac{1}{4}$ " (As Required)
3.	GD9468	2	Bearing Pad
4.	GA6655	2	Retainer Pad
5.	GD9498	6	Shim, 12 Gauge
6.	G10763	4	Grease Fitting, Extended, $\frac{1}{8}$ "-27
7.	G10007	24	Hex Head Cap Screw, $\frac{5}{8}$ "-11 x 1 $\frac{1}{2}$ "
	G10230	24	Lock Washer, $\frac{5}{8}$ "

# REAR WEAR PADS, 24 ROW 30" AND 36 ROW 20"

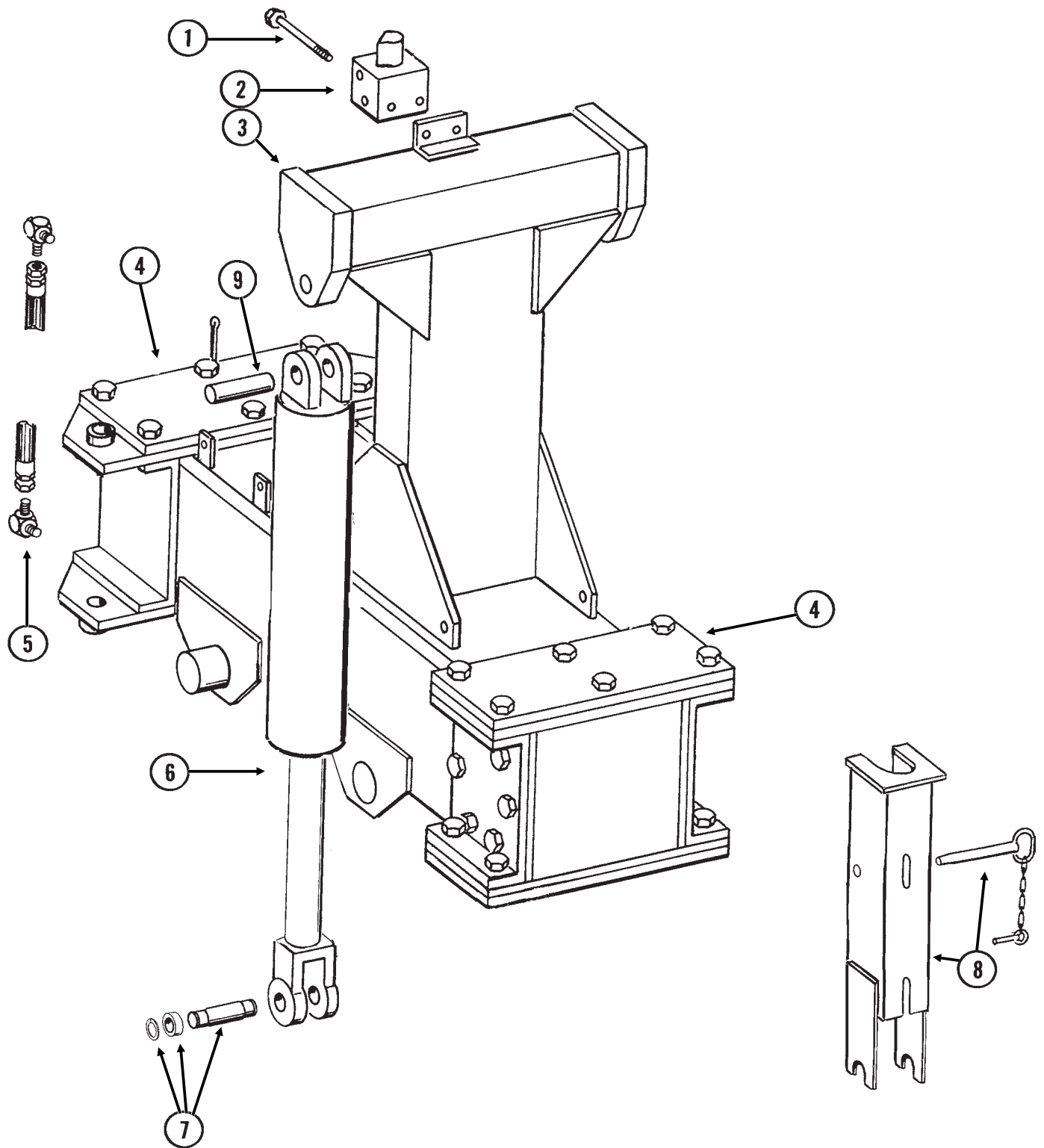
(FF5b)



ITEM	PART NO.	QTY.	DESCRIPTION
1.	G10802	16	Hex Head Cap Screw, $\frac{3}{4}$ "-10 x 2 $\frac{3}{4}$ "
	G10028	-	Hex Head Cap Screw, $\frac{3}{4}$ "-10 x 3"
	G10231	16	Lock Washer, $\frac{3}{4}$ "
	G10218	16	Washer, $\frac{3}{4}$ " USS
	G10105	16	Hex Nut, $\frac{3}{4}$ "-10
	2.	GD9469	4
GD18328		-	Retainer, 8" x 18 $\frac{3}{4}$ "
3.	G10763	16	Grease Fitting, Extended, $\frac{1}{8}$ "-27
4.	GD9498	16	Shim, 12 Gauge
5.	GA6655	8	Retainer Pad
6.	GD9468	8	Bearing Pad
7.	GD9465	8	Shim, $\frac{3}{8}$ "
	GD10981	-	Shim, $\frac{1}{4}$ " (As Required)
	GD9498	8	Shim, 12 Gauge
9.	GA12595	4	Retainer
10.	G10025	32	Hex Head Cap Screw, $\frac{3}{4}$ "-10 x 1 $\frac{1}{2}$ "
	G10231	32	Lock Washer, $\frac{3}{4}$ "
	G10215	32	Machine Bushing, $\frac{3}{4}$ ", 14 Gauge

# TOWER ASSEMBLY, 24 ROW 30" AND 36 ROW 20"

PFA061(FF6c)



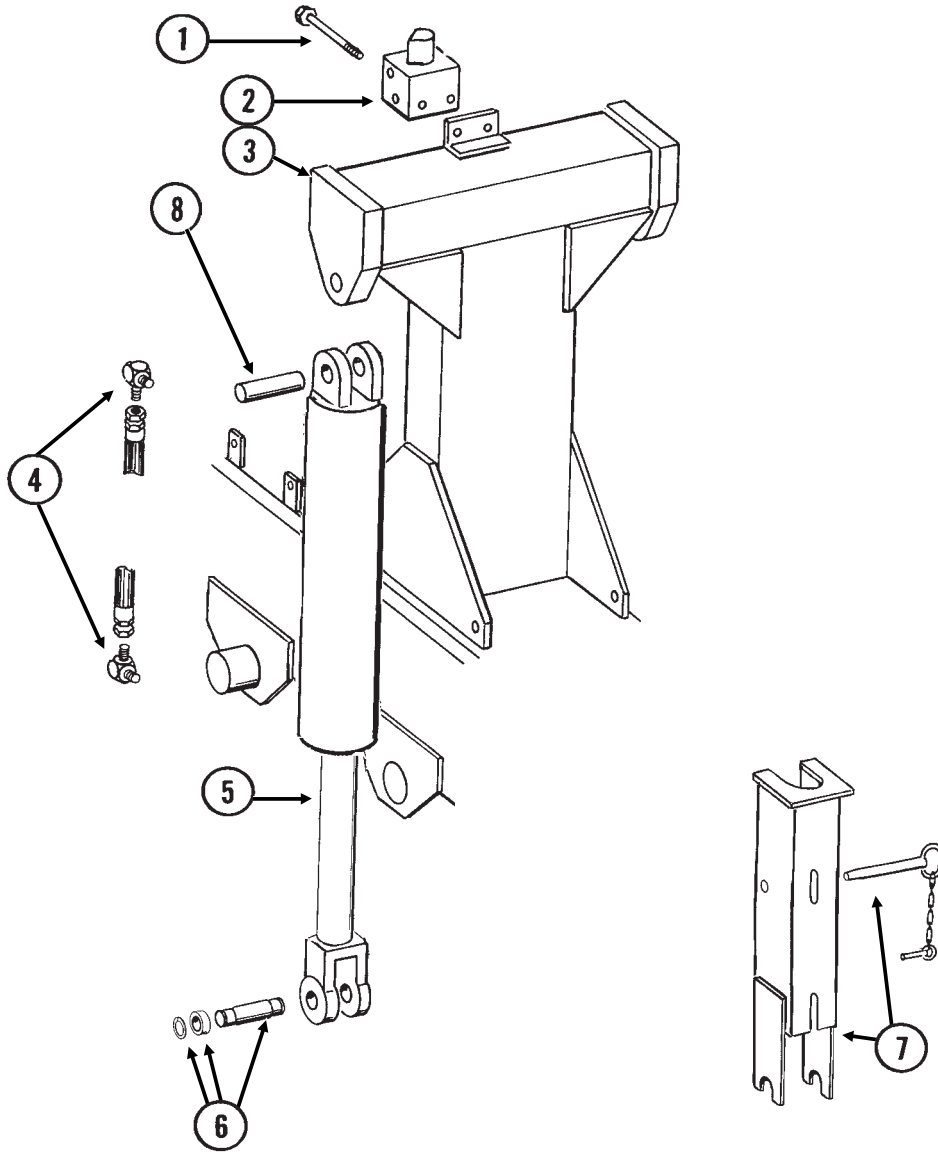
# TOWER ASSEMBLY, 24 ROW 30" AND 36 ROW 20"

---

ITEM	PART NO.	QTY.	DESCRIPTION
1.	G10326	2	Hex Head Cap Screw, $\frac{3}{8}$ "-16 x 3 $\frac{3}{4}$ "
	G10229	2	Lock Washer, $\frac{3}{8}$ "
	G10101	2	Hex Nut, $\frac{3}{8}$ "-16
2.		-	See "Valve Block On Tower Assembly", Page P121
3.	A6639	1	Axle Mount ( <b>Non-Stock Item</b> )
4.		-	See "Rear Wear Pads", Page P79
5.	G6801-08	4	Elbow W/O-Ring, 90°, $\frac{3}{4}$ "-16 Male JIC To O-Ring
	GR1037	-	O-Ring
6.		-	See "Slave Cylinder", Page P113
7.	GD12545	2	Pin, 1 $\frac{1}{4}$ " x 5 $\frac{1}{2}$ "
	GD12535	4	Special Bushing, 2" O.D. x 1" I.D. x $\frac{3}{4}$ " Long
	G10982	4	HD External Retaining Ring, 1"
8.	GA8971	1	Cylinder Lockup Bracket W/Pin Assembly
	GA8312	-	Pin W/Lynch Pin, 5 $\frac{1}{2}$ "
9.	GD12585	2	Pin, 1 $\frac{1}{4}$ " x 4 $\frac{1}{2}$ "
	G10460	4	Cotter Pin, $\frac{1}{4}$ " x 2"

# TOWER ASSEMBLY, 16 ROW 30", 16 ROW 38", 24 ROW 20" AND 24 ROW 22"

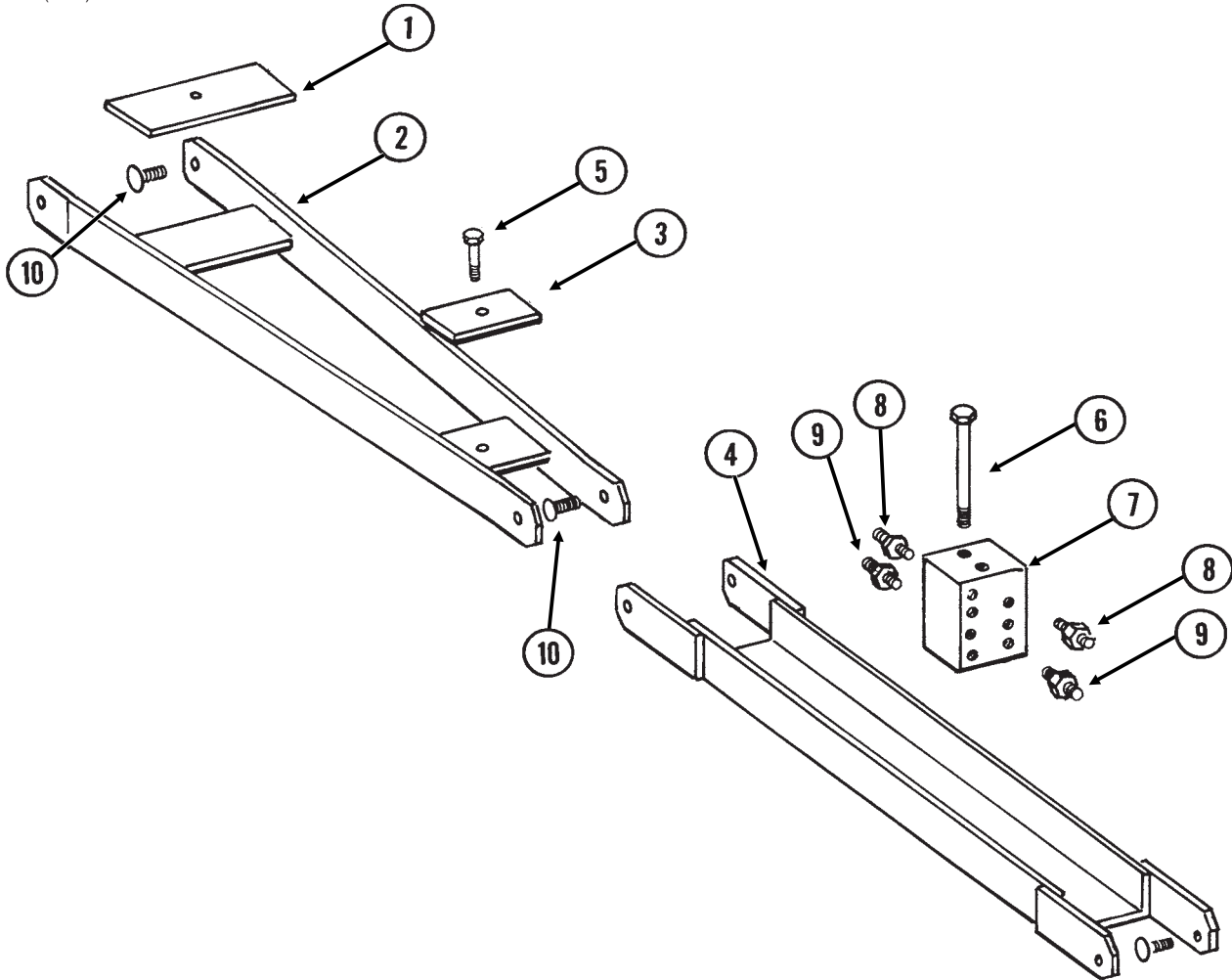
(FF63b)



ITEM	PART NO.	QTY.	DESCRIPTION
1.	G10326	2	Hex Head Cap Screw, $\frac{3}{8}$ "-16 x 3 $\frac{3}{4}$ "
	G10229	2	Lock Washer, $\frac{3}{8}$ "
	G10101	2	Hex Nut, $\frac{3}{8}$ "-16
2.		-	See "Valve Block On Tower Assembly", Page P121
3.		-	See "Hitch And Linkage Assembly", Pages P76 And P77
4.	G6801-08	4	Elbow W/O-Ring, 90°, $\frac{3}{4}$ "-16 Male JIC To O-Ring
	GR1037	-	O-Ring
5.		-	See "Slave Cylinder", Page P113
6.	GD12545	2	Pin, 1 $\frac{1}{4}$ " x 5 $\frac{1}{2}$ "
	GD12535	4	Special Bushing, 2" O.D. x 1" I.D. x $\frac{3}{4}$ " Long
	G10982	4	HD External Retaining Ring, 1"
7.	GA8971	1	Cylinder Lockup Bracket W/Pin Assembly
	GA8312	-	Pin W/Lynch Pin, 5 $\frac{1}{2}$ "
8.	GD12585	2	Pin, 1 $\frac{1}{4}$ " x 4 $\frac{1}{2}$ "
	G10460	4	Cotter Pin, $\frac{1}{4}$ " x 2"

# HOSE TAKE-UP, 24 ROW 30" AND 36 ROW 20"

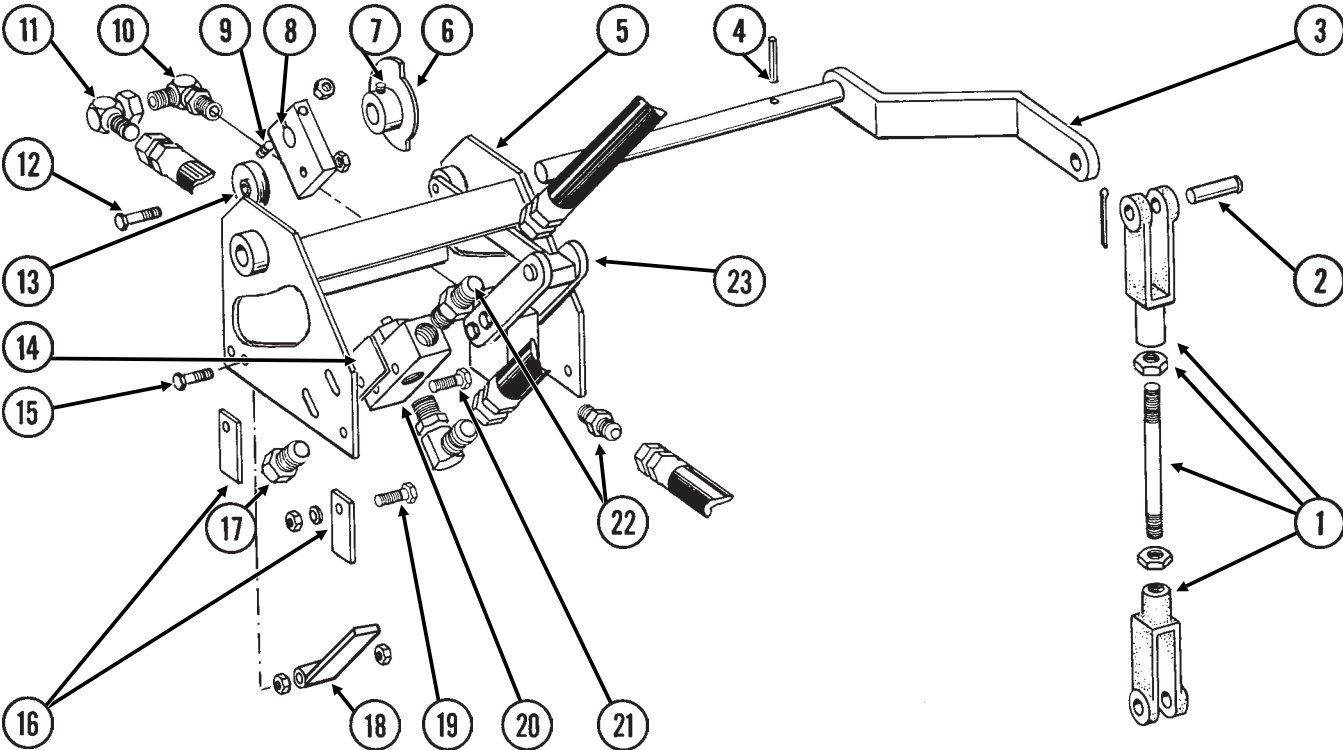
PHA030(FF7a)



ITEM	PART NO.	QTY.	DESCRIPTION
1.	GD11895	1	Spacer, 4" x 8 1/4"
2.	GA6656	1	Front Hose Take-Up
3.	GD11894	1	Spacer, 4" x 5 1/2"
4.	GA6657	1	Rear Hose Take-Up
5.	G10038	2	Hex Head Cap Screw, 1/2"-13 x 3"
	G10111	2	Lock Nut, 1/2"-13
6.	G10756	2	Hex Head Cap Screw, 3/8"-16 x 6"
	G10229	2	Lock Washer, 3/8"
	G10101	2	Hex Nut, 3/8"-16
7.	GD9537	1	Block
8.	G6400-10-08	5	Connector W/O-Ring, 7/8"-14 Male JIC To 3/4"-16 O-Ring
	GR1037	-	O-Ring
9.	G6400-08	7	Connector W/O-Ring, 3/4"-16 Male JIC To O-Ring
	GR1037	-	O-Ring
10.	G10415	6	Carriage Bolt, 5/8"-11 x 2 1/4"
	GB0218	6	Bushing, 2 1/32" I.D. x 7/8" O.D. x 19/32" Long
	GD7805	6	Special Washer, 5/8", Hardened
	G10107	6	Lock Nut, 5/8"-11

# STROKE LIMITER/DETENT VALVE ASSEMBLY AND LINKAGE

PHA031(FF8e)



# STROKE LIMITER/DETENT VALVE ASSEMBLY AND LINKAGE

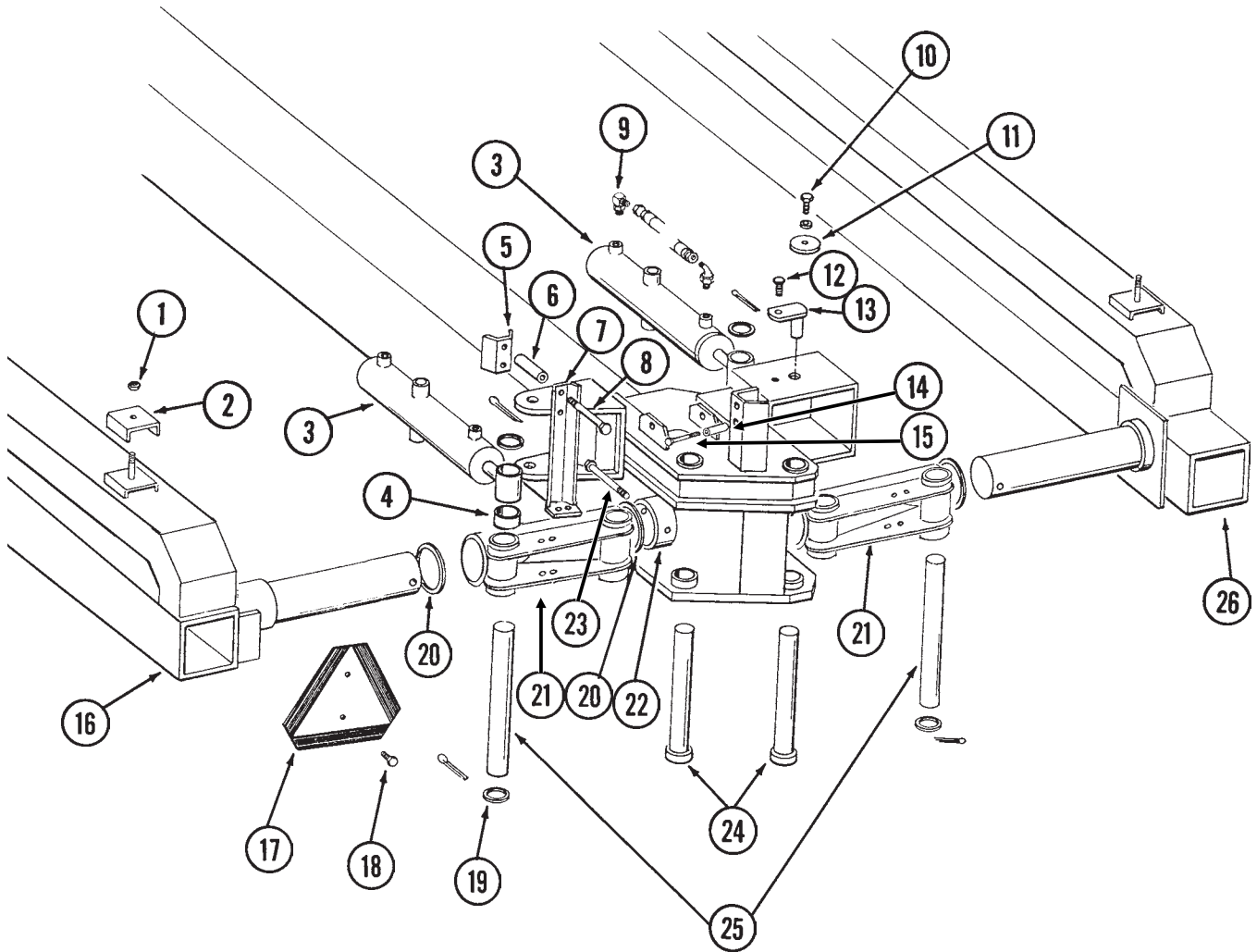
---

ITEM	PART NO.	QTY.	DESCRIPTION
1.	GA6646	1	Rod Assembly
	GD8218	-	Yoke
	GD9499	-	Stud
	G10104	-	Hex Nut, 5/8"-11
2.	G10284	2	Clevis Pin, 1/2" x 1 1/2"
	G10451	2	Cotter Pin, 1/8" x 1"
3.	GA6685	1	Cam Activator
4.	G10606	1	Spring Pin, 1/4" x 2"
5.	GA6687	1	Housing
6.	GA6686	1	Cam
7.	G10120	2	Hex Socket Set Screw, 3/8"-16 x 1/2"
8.	GD9511	1	Detent Arm
9.	G10048	1	Hex Head Cap Screw, 3/8"-16 x 2"
	G10108	1	Lock Nut, 3/8"-16
10.	G6801-10-08	1	Elbow W/O-Ring, 90°, 7/8"-14 Male JIC To 3/4"-16 O-Ring
	GR1037	-	O-Ring
11.	G6500-10	1	Swivel Elbow, 90°, 7/8"-14 Male JIC To Female
12.	G10009	1	Hex Head Cap Screw, 5/8"-11 x 2 1/2"
	G10107	1	Lock Nut, 5/8"-11
13.	GA2014	1	Bearing
14.	GD10714	-	Spacer
15.	G10048	1	Hex Head Cap Screw, 3/8"-16 x 2"
	G10101	2	Hex Nut, 3/8"-16
16.		-	See "Hitch And Linkage Assembly", Pages P75-P77
17.	G6408-08	1	Plug W/O-Ring, 3/4"-16 O-Ring
	GR1037	-	O-Ring
18.	GA7153	1	Stroke Limiter Arm (If Applicable)
19.	G10004	4	Hex Head Cap Screw, 3/8"-16 x 1 1/4"
	G10229	4	Lock Washer, 3/8"
	G10101	4	Hex Nut, 3/8"-16
20.		-	See "Stroke Limiter Valve", Page P128
21.	G10069	2	Hex Head Cap Screw, 5/16"-18 x 2 1/4"
	G10620	2	Serrated Flange Nut, 5/16"-18
22.	G6400-10-08	1	Connector W/O-Ring, 7/8"-14 Male JIC To 3/4"-16 O-Ring
	GR1037	-	O-Ring
23.		-	See "Detent Lever Valve", Page P127

# HINGE AND WING ASSEMBLIES

PFA062/PFA052(FF9c)

24 Row 30"/36 Row 20" Shown

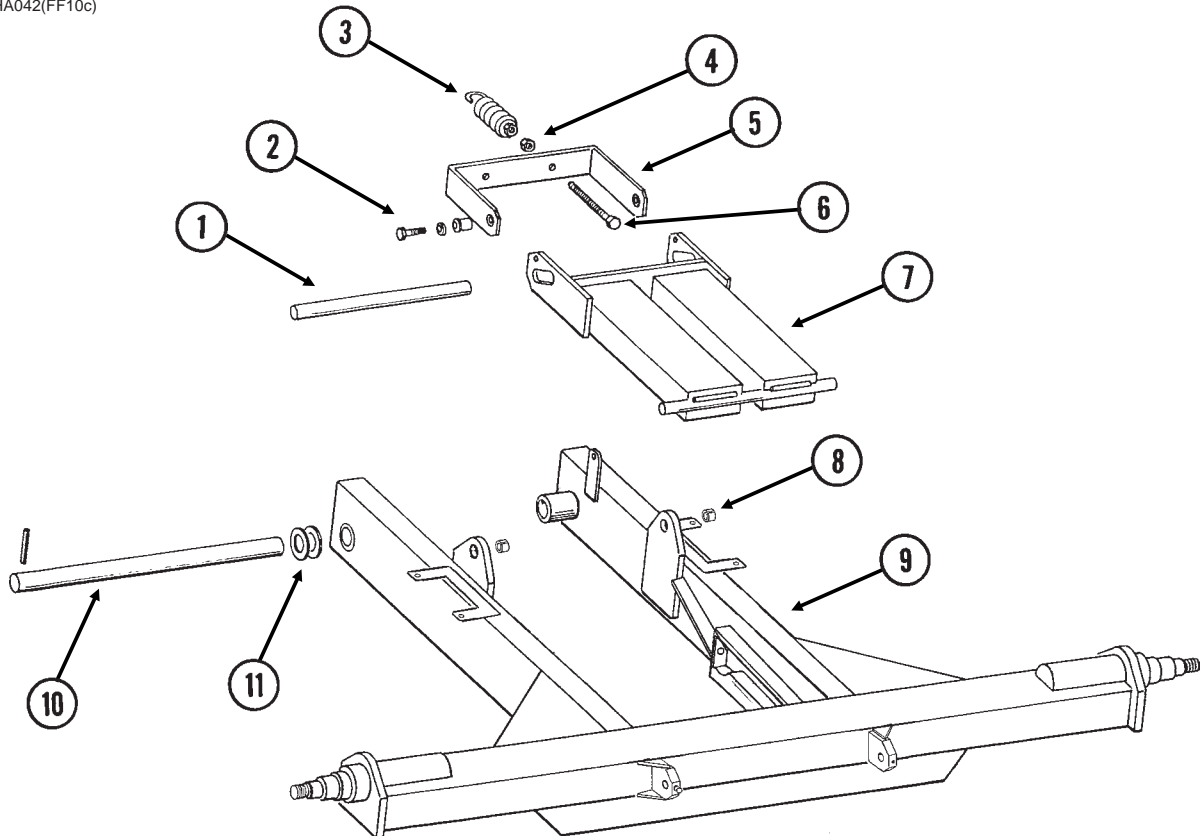


# HINGE AND WING ASSEMBLIES

ITEM	PART NO.	QTY.	DESCRIPTION
1.	G10111	-	Lock Nut, 1/2"-13
2.	GD0740	-	Hose Clamp, 3/4" x 4" x 3 1/2"
	GD0776	-	Hose Clamp, 3/4" x 2" x 2 1/2"
3.		-	See "Helper Cylinder", Page P116
4.	GD9727	2	Spacer
5.	GD9361	2	Hose Guide
6.	GD3180-13	4	Sleeve, 5/8" I.D. x 7/8" O.D. x 4" Long
7.	GA6640	1	Bracket
8.	G10011	2	Hex Head Cap Screw, 5/8"-11 x 5 1/2"
	G10230	2	Lock Washer, 5/8"
	G10104	2	Hex Nut, 5/8"-11
9.	G6801-06-08	4	Elbow W/O-Ring, 90°, 9/16"-18 Male JIC To 3/4"-16 O-Ring
	GR1037	-	O-Ring
10.	G10026	2	Hex Head Cap Screw, 3/4"-10 x 2"
	G10231	2	Lock Washer, 3/4"
11.	GD9516	2	Pivot Washer
12.	G10017	4	Hex Head Cap Screw, 1/2"-13 x 1 1/2"
	G10228	4	Lock Washer, 1/2"
	G10102	4	Hex Nut, 1/2"-13
13.	GA6761	4	Pin
14.	GD3180-06	2	Sleeve, 5/8" I.D. x 7/8" O.D. x 1 3/4" Long
15.	G10013	2	Hex Head Cap Screw, 5/8"-11 x 3 1/2"
	G10036	-	Hex Head Cap Screw, 5/8"-11 x 4"
	G10230	2	Lock Washer, 5/8"
	G10104	2	Hex Nut, 5/8"-11
16.	GA9031	1	L.H. Wing, 360", 24 Row 30" And 36 Row 20"
	GA8847	1	L.H. Wing, 270 3/8", 24 Row 22"
	GA11251	1	L.H. Wing, 300 3/8", 16 Row 38"
	GA7459	1	L.H. Wing, 246 3/8", 24 Row 20"
17.	GD2199	1	SMV Sign
18.	G10022	2	Hex Head Cap Screw, 1/4"-20 x 1/2"
	G10227	2	Lock Washer, 1/4"
	G10103	2	Hex Nut, 1/4"-20
19.	G10360	4	Machine Bushing, 2 1/2", 10 Gauge
20.	GD9462	6	Washer
21.	GA8137	-	Knuckle Less Grease Fittings
	G10640	3	Grease Fitting, 1/4"-28
22.	GD9463	2	Washer
23.	G10057	2	Hex Head Cap Screw, 3/4"-10 x 7"
	G10231	2	Lock Washer, 3/4"
	G10105	2	Hex Nut, 3/4"-10
24.	GA8994	-	Vertical Pin
	G10360	-	Machine Bushing, 2 1/2", 10 Gauge (As Required)
	G10359	-	Machine Bushing, 2 1/2", 18 Gauge (As Required)
	GD12692	-	Pin, 3/8" x 3 1/2"
25.	GD9726	2	Pin, 2 1/2" x 13 1/8"
	G10461	4	Cotter Pin, 3/8" x 3"
26.	GA9032	1	R.H. Wing, 357", 24 Row 30" And 36 Row 20"
	GA8848	1	R.H. Wing, 267 3/8", 24 Row 22"
	GA11252	1	R.H. Wing, 297 3/8", 16 Row 38"
	GA7462	1	R.H. Wing, 243 3/8", 24 Row 20"

# AXLE AND TRANSPORT LOCKUP

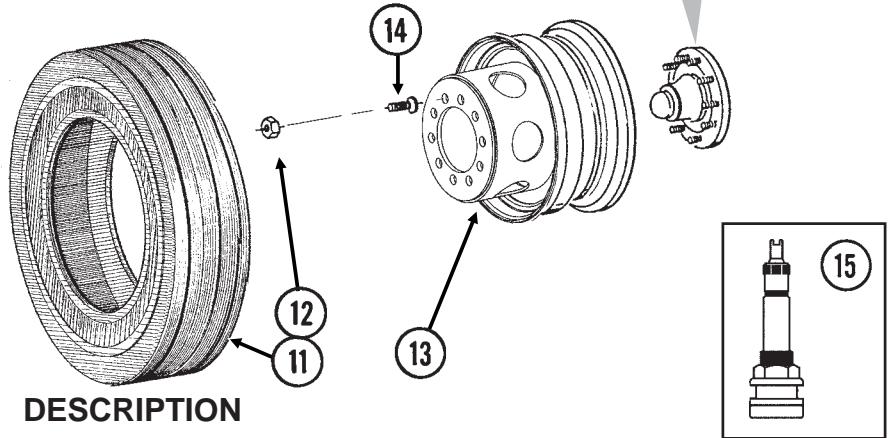
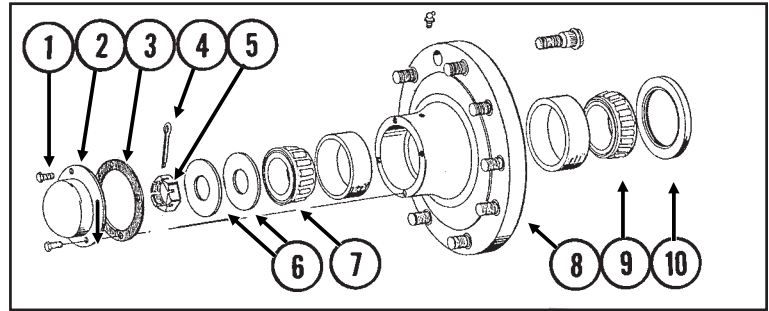
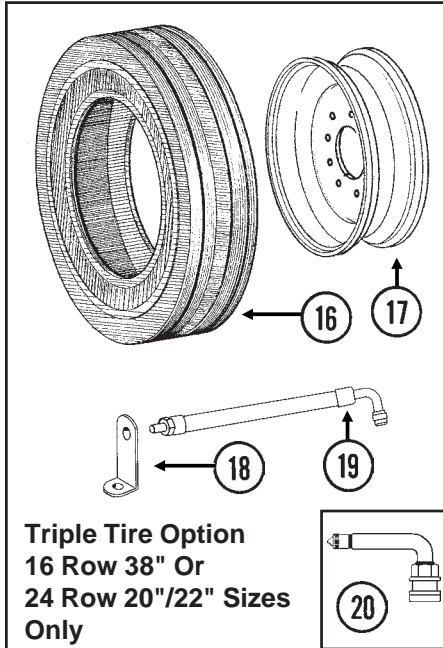
HTA042/PHA042(FF10c)



ITEM	PART NO.	QTY.	DESCRIPTION
1.	GD11783	1	Transport Rod, 1 1/2" x 14 3/4"
2.	G10055	2	Hex Head Cap Screw, 5/8"-11 x 1 1/4"
	GD3180-24	2	Sleeve, 5/8" I.D. x 7/8" O.D. x 3/8" Long
	GD7805	2	Special Washer, 5/8", Hardened
3.	GA2068	2	Spring W/Plug
4.	G10102	2	Hex Nut, 1/2"-13
5.	GA6725	1	Mechanical Trip Actuator
6.	G10015	2	Adjusting Bolt, 1/2"-13 x 5"
7.	GA6658	1	Automatic Safety Lock
8.	GD11751	2	Steel Bushing, 1" Wide
9.	A9024	1	Axle W/Grease Fittings, 86 3/4", 24 Row 30"
			<b>(Non-Stock Item)</b>
	A9025	-	Axle W/Grease Fittings, 96 3/4", 24 Row 20" And 36 Row 20"
			<b>(Non-Stock Item)</b>
	A8852	-	Axle W/Grease Fittings, 104 3/4", 16 Row 38" And 24 Row 22"
			<b>(Non-Stock Item)</b>
	G10640	4	Grease Fitting, 1/4"-28
10.	GD9566-01	1	Pin, 2 1/8" x 31 3/8"
	G10461	2	Cotter Pin, 3/8" x 3"
11.	G10234	4	Machine Bushing, 2 1/8", 10 Gauge

# TRANSPORT WHEEL AND HUB ASSEMBLY

HTA002/HTA004/HTA041(FF11d/A7434)



ITEM	PART NO.	QTY. (Per Assy.)	DESCRIPTION
1.	G10376	4	Hex Head Cap Screw, $\frac{5}{16}$ "-18 x $\frac{3}{4}$ "
2.	GD1529	1	Dust Cap
3.	GD1536	1	Seal
4.	G10460	1	Cotter Pin, $\frac{1}{4}$ " x 2"
5.	G10070	1	Slotted Hex Nut, 1 $\frac{1}{4}$ "-12
6.	G10139	2	Washer, 1 $\frac{1}{4}$ " USS
7.	GA0705	1	Outer Bearing
8.	GA5965	1	Hub W/Cups, Grease Fitting And Stud Bolts (10 Bolt)
	GR0322	-	Outer Cup
	GD8532	-	Inner Cup
	G10373	-	Grease Fitting, 45°, $\frac{1}{8}$ "-27
	GR0257	-	Stud Bolt, $\frac{3}{4}$ "-16 x 2 $\frac{1}{2}$ "
9.	GA5987	1	Inner Bearing
10.	GA5988	1	Seal
11.	GD13352	-	Tire, 36" x 16" x 17.5", 14 Ply, Tubeless (Specify Brand*), 24 Row 30" And 36 Row 20" (Shown)
	GD13409	-	Tire, 255-70R 22.5" W/O Center Rib, Tubeless (Specify Brand*), 16 Row 38", 24 Row 20" And 24 Row 22"
12.	GD9509	10	Outer Budd Nut
13.	GA6738	-	Rim, 18 $\frac{1}{2}$ " Deep, 24 Row 30"
	GA7448	-	Rim, 16" Deep, 36 Row 20"
	GA7551	-	Rim, 13 $\frac{1}{2}$ " Deep, 16 Row 38", 24 Row 20" And 24 Row 22"
	GA10771	-	Rim, 19 $\frac{1}{2}$ " Deep, 16 Row 38"
14.	GD9508	10	Inner Budd Nut, 2 $\frac{1}{4}$ " Long
	GD12567	-	Inner Budd Nut, 2 $\frac{5}{8}$ " Long
15.	GA7434	1	Valve Stem
16.	GD13409	1	Tire, 255-70R 22.5" W/O Center Rib, Tubeless (Specify Brand*)
17.	GA8955	1	Center Rim Weld
18.	GD12704	1	Bracket
19.	GA9056	1	Air Hose
20.	GA9139	1	Air Hose Elbow, 90°

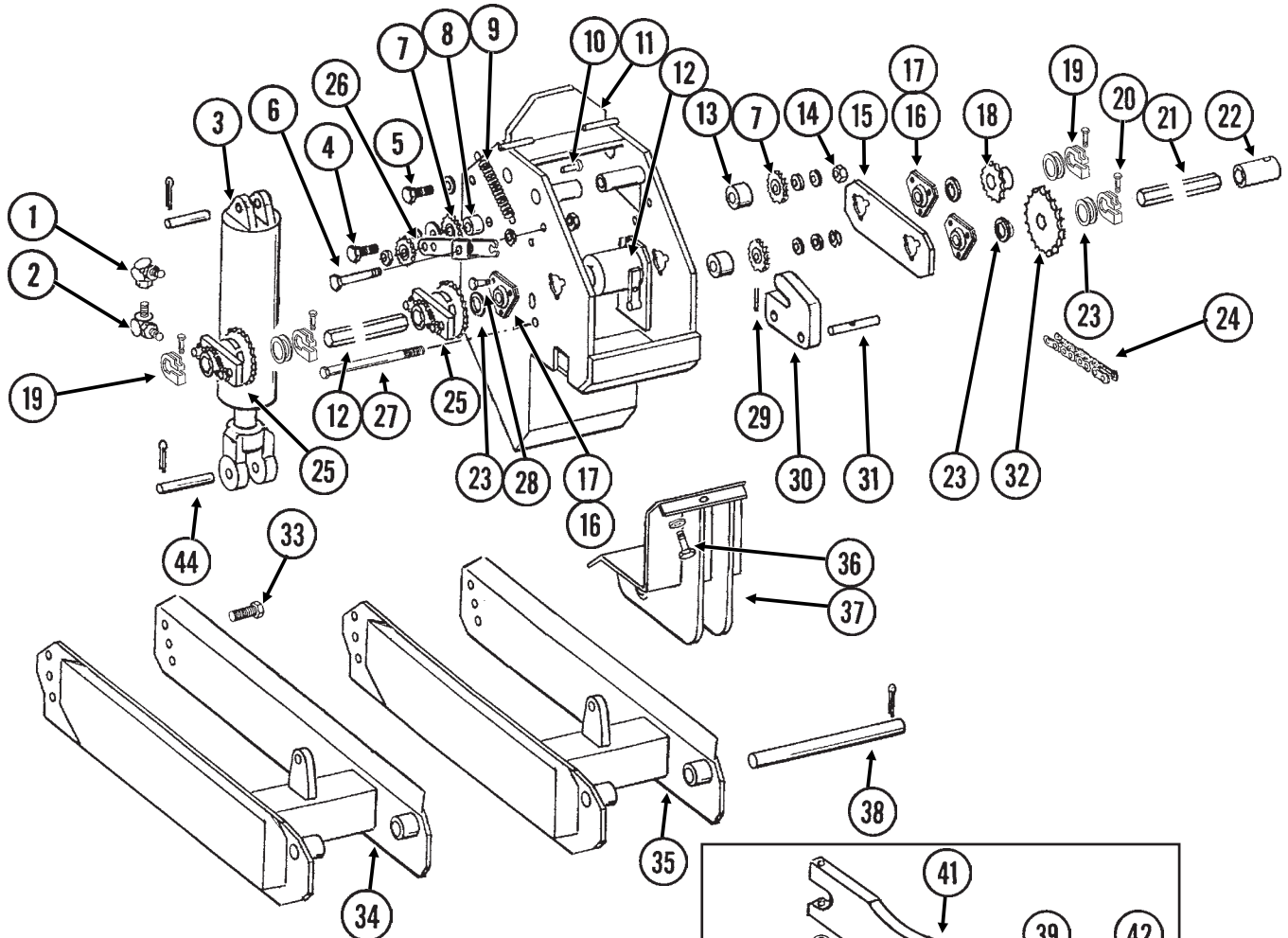
\* Specific brand requests will be supplied only as available from current KINZE® Repair Parts stock. If a specific brand requested is not in stock, the brand available will be supplied.

# WHEEL MODULE ASSEMBLY

PFA056(FF83d/FF113)

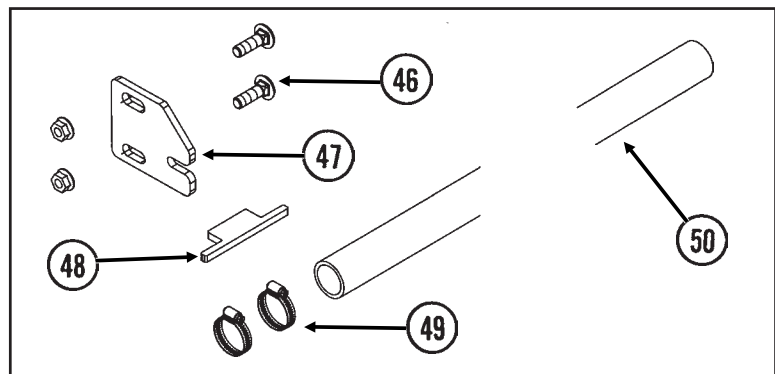
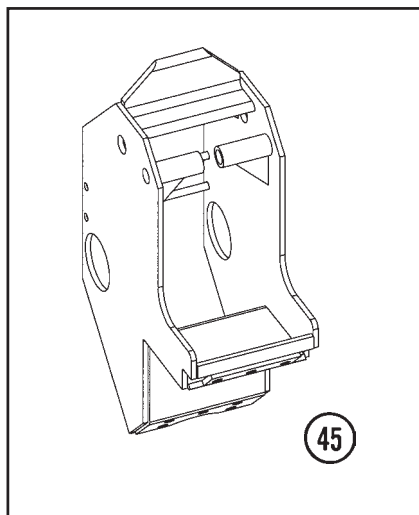
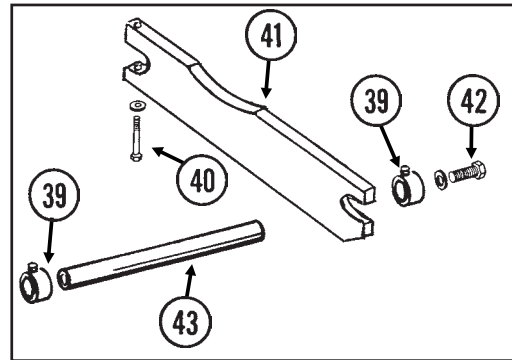
R.H. Side Shown

To Transmission →



Long Wheel Arm

Short Wheel Arm



# WHEEL MODULE ASSEMBLY

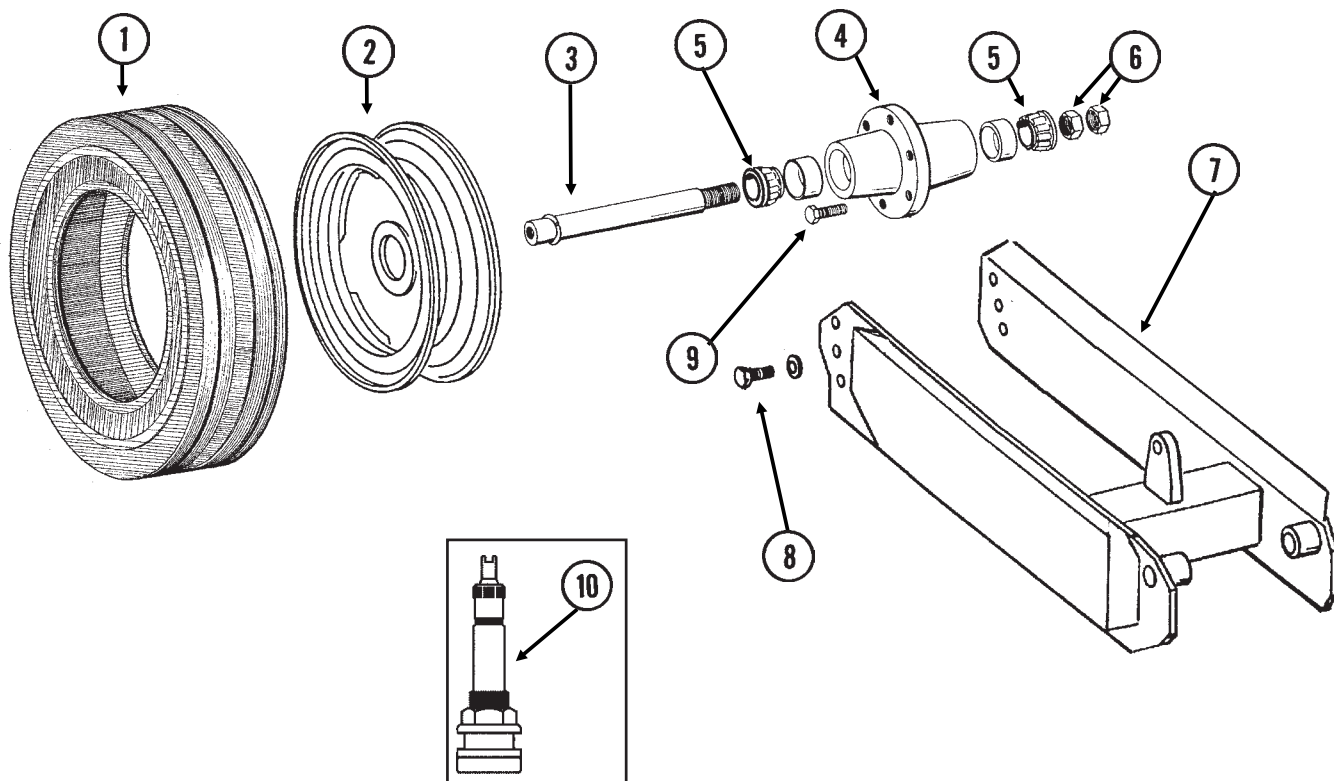
ITEM	PART NO.	QTY. (Per Machine)	DESCRIPTION
1.	G6502-08	8	Swivel Elbow, 45°, 3/4"-16 Male JIC To Female
2.	G6801-08	8	Elbow W/O-Ring, 90°, 3/4"-16 Male JIC To O-Ring
	GR1037	-	O-Ring
3.		-	See "Master Cylinder", Page P113
4.	G10397	4	Hex Head Cap Screw, 1/2"-13 x 2 3/4"
	G10216	4	Washer, 1/2" USS
	G10111	4	Lock Nut, 1/2"-13
5.		-	See "Contact Wheel Assembly", Pages P94 And P95
6.	G10036	4	Hex Head Cap Screw, 5/8"-11 x 4"
	G10918	8	Machine Bushing, 5/8", 14 Gauge (If Applicable)
	G10104	4	Hex Nut, 5/8"-11
	G10107	4	Lock Nut, 5/8"-11
7.	GA7154	8	Sprocket W/Bearing, 18 Tooth
8.	GB0258	4	Stepped Spacer, 7/8"
9.	GD5857	4	Spring
10.	G10860	4	Retaining Ring, 3/8"
	G10166	4	Clevis Pin, 3/8" x 1 1/2"
11.	A7323	-	Wheel Tower <b>(Non-Stock Item)</b>
12.		-	See "Point Row Clutch", Pages P96 And P97 Or "Two-Speed Point Row Clutch", Pages P98 And P99
13.	GD10637	8	Stepped Spacer, 1/2"
14.	G10053	8	Hex Head Cap Screw, 1/2"-13 x 2 1/2"
	G10235	16	Machine Bushing, 7/8", 14 Gauge
	G10228	8	Lock Washer, 1/2"
	G10102	8	Hex Nut, 1/2"-13
15.	GD9482	2	Plate
16.	G2100-03	-	Bearing, 7/8" Hex Bore, Spherical
17.	G3400-01	-	Flangette
18.	GA5113	-	Sprocket, 28 Tooth
	GA5107	-	Sprocket, 19 Tooth
19.	GD11045	-	Lock Clamp
20.	G10130	-	Square Head Machine Bolt, 5/16"-18 x 1 3/4"
	G10923	-	Flange Nut, 5/16"-18, No Serration
21.	GD0914-18	1	Hex Shaft, 7/8" x 18" (No Holes), 16 Row 38"
	GD0914-24	1	Hex Shaft, 7/8" x 24" (No Holes), 24 Row 22", 24 Row 30" And 36 Row 20"
	GD0914-25	1	Hex Shaft, 7/8" x 25" (No Holes), 24 Row 20"
	GD0914-63	1	Hex Shaft, 7/8" x 63" (No Holes), 24 Row 20" And 24 Row 30"
	GD0914-72	1	Hex Shaft, 7/8" x 72" (No Holes), 24 Row 22" And 36 Row 20"
	GD0914-81	1	Hex Shaft, 7/8" x 81" (No Holes), 16 Row 38"
22.		-	See "Seed Rate Transmission And Driveline", Pages P102-P104, Item 8
23.	G10233	-	Machine Bushing, 1", 10 Gauge (As Required)
24.	G3310-82	-	Chain, No. 40, 82 Pitch Including Connector Link
	GR0912	-	Connector Link, No. 40
25.		2	See "Ratchet/Sprocket Assembly", Page P105
26.	GA9554	4	Idler W/Sprocket And Hardware, R.H.
	GA7154	-	Sprocket W/Bearing, 18 Tooth
	G10017	-	Hex Head Cap Screw, 1/2"-13 x 1 1/2"
	G10128	-	Machine Bushing, 1/2", 14 Gauge
	G10501	-	Hex Jam Nut, 1/2"-13, Grade 2
27.	G10595	2	Hex Head Cap Screw, 3/8"-16 x 10"
	G10875	2	Hex Head Cap Screw, 3/8"-16 x 11"
	G10203	4	Washer, 3/8" SAE
	G10108	2	Lock Nut, 3/8"-16

# WHEEL MODULE ASSEMBLY

ITEM	PART NO.	QTY. (Per Machine)	DESCRIPTION
28.	G10338	6	Carriage Bolt, $\frac{5}{16}$ "-18 x 1 $\frac{1}{4}$ "
	G10303	18	Carriage Bolt, $\frac{5}{16}$ "-18 x 1"
	G10232	24	Lock Washer, $\frac{5}{16}$ "
	G10106	24	Hex Nut, $\frac{5}{16}$ "-18
29.	G10606	4-6	Spring Pin, $\frac{1}{4}$ " x 2"
30.	GD9514	4-6	Cylinder Pivot Mount
31.	GD9515	4-6	Cylinder Anchor Pin, 1" x 6"
32.	GA5194	-	Sprocket, 50 Tooth
33.			See "Ground Drive Tire Assembly", Page P93
34.	GA8715	-	Long Wheel Arm W/Grease Fitting (Inner)
	G10640	-	Grease Fitting, $\frac{1}{4}$ "-28
35.	GA8714	-	Short Wheel Arm W/Grease Fitting (Outer) (Lift Assist For 36 Row 20" Only)
	G10640	-	Grease Fitting, $\frac{1}{4}$ "-28
36.	G10006	-	Hex Head Cap Screw, $\frac{5}{8}$ "-11 x 2 $\frac{1}{4}$ "
	GD7805	-	Special Washer, $\frac{5}{8}$ ", Hardened
	G10230	-	Lock Washer, $\frac{5}{8}$ "
	G10104	-	Hex Nut, $\frac{5}{8}$ "-11
37.	GA7324	4	Bracket W/Grease Fittings
	G10640	-	Grease Fitting, $\frac{1}{4}$ "-28
38.	GD11695	4-6	Pin, 1 $\frac{1}{4}$ " x 13 $\frac{1}{4}$ "
	G10610	8-12	Spring Pin, $\frac{3}{8}$ " x 2"
39.	GD10686	-	Special Lock Collar, Less Set Screws
	G10145	-	Square Head Set Screw, $\frac{5}{16}$ "-18 x $\frac{1}{2}$ "
40.	G10035	-	Hex Head Cap Screw, $\frac{1}{2}$ "-13 x 4"
	G10228	-	Lock Washer, $\frac{1}{2}$ "
41.	GD10316	-	Plate, Special Row Spacing Only
42.	G10017	-	Hex Head Cap Screw, $\frac{1}{2}$ "-13 x 1 $\frac{1}{2}$ "
	G10228	-	Lock Washer, $\frac{1}{2}$ "
43.	GD10317	-	Shaft, Special Row Spacing Only
44.	GD12585	8-10	Pin, 1 $\frac{1}{4}$ " x 4 $\frac{1}{2}$ "
	G10460	16-20	Cotter Pin, $\frac{1}{4}$ " x 2"
45.	A11070	-	Wheel Tower (Center Wheel Module On 36 Row 20" Only) <b>(Non-Stock Item)</b>
46.	G10599	2	Carriage Bolt, $\frac{3}{8}$ "-16 x 1 $\frac{1}{4}$ "
	G10622	2	Serrated Flange Nut, $\frac{3}{8}$ "-16
47.	GD17023	1	Plate
48.	GD14115	1	Catch
49.	G10278	2	Hose Clamp, No. 16
50.	GD13652-05	1	Pipe, 1" x 70", 16 Row 38"
	GD13652-04	1	Pipe, 1" x 55", 24 Row 20"
	GD13652-03	1	Pipe, 1" x 60", 24 Row 22" And 36 Row 20"
	GD13652-02	1	Pipe, 1" x 50", 24 Row 30"
A.	G1K269	-	Lock Clamp Kit (Items 19 And 20)

# GROUND DRIVE TIRE ASSEMBLY

PFA056/PTD057(FF13e/A7434)

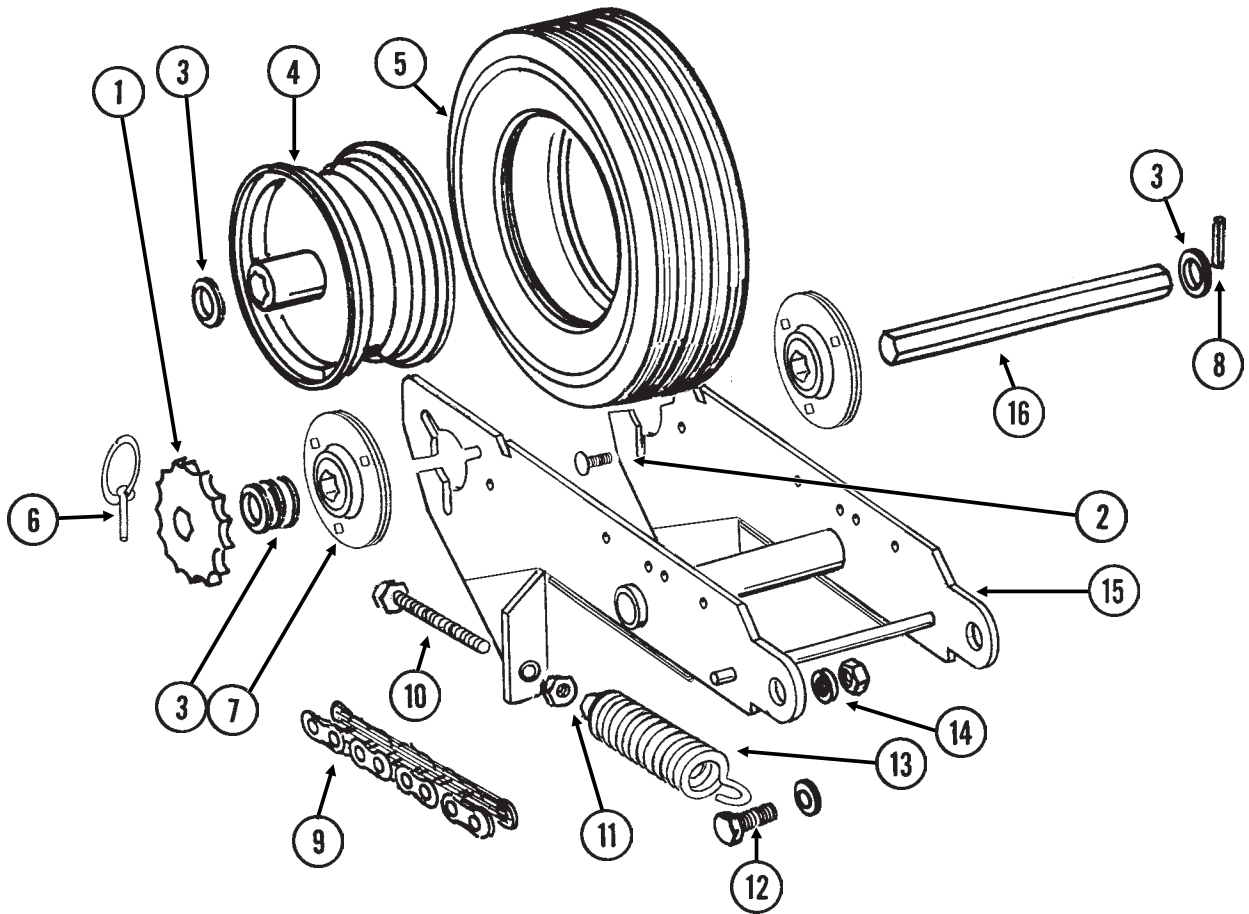


ITEM	PART NO.	QTY. (Per Assy.)	DESCRIPTION
1.	GD13409	-	Tire, 255-70R 22.5" W/O Center Rib, Tubeless (Specify Brand*)
2.	GA9619	-	Rim, 5.5" x 22.5"
3.	GA4376	1	Spindle W/Round External Retaining Ring, 10"
	GD11490	-	Round External Retaining Ring
4.	GA2148	1	Hub W/Cups, 6 Bolt
	GR0434	-	Cup
5.	GA0895	2	Bearing
6.	G11081	2	Hex Jam Nut, 1 1/2"-12, Grade 2
7.		-	See "Wheel Module Assembly", Pages P90-P92
8.	G10026	2	Hex Head Cap Screw, 3/4"-10 x 2"
	G10231	2	Lock Washer, 3/4"
9.	GR0270	6	Lug Bolt, 9/16"-18
10.	GA7434	-	Valve Stem
A.	GA9620	-	Tire And Rim Assembly W/O Center Rib (Items 1, 2 And 10) (Specify Brand*)
B.	GA4377	-	Hub And Spindle Assembly (Items 3-6)

\* Specific brand requests will be supplied only as available from current KINZE® Repair Parts stock. If a specific brand requested is not in stock, the brand available will be supplied.

# CONTACT WHEEL ASSEMBLY

(FF43e)



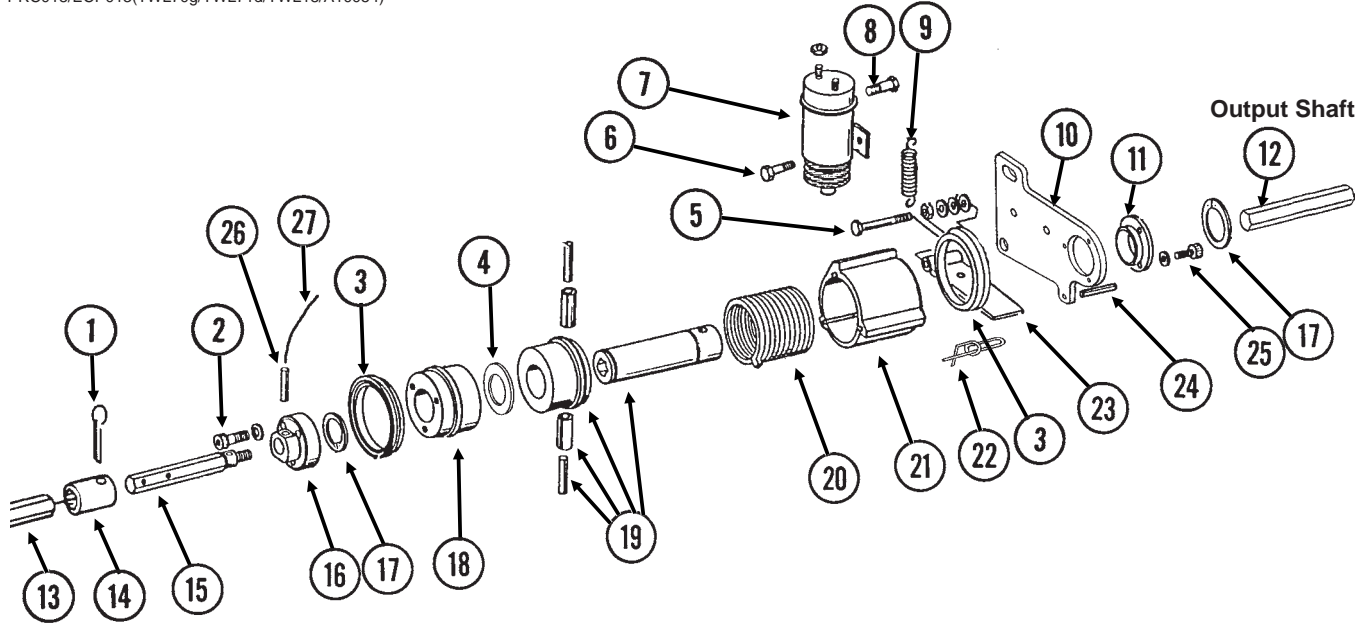
# CONTACT WHEEL ASSEMBLY

ITEM	PART NO.	QTY. (Per Assy.)	DESCRIPTION
1.	GA12192	1	Sprocket, 22 Tooth
	GA5113	-	Sprocket, 28 Tooth
	GA12191	-	Sprocket, 44 Tooth
	GA5105	-	Sprocket, 15 Tooth
2.	G10303	6	Carriage Bolt, $\frac{5}{16}$ "-18 x 1"
	G10232	6	Lock Washer, $\frac{5}{16}$ "
	G10106	6	Hex Nut, $\frac{5}{16}$ "-18
3.	G10233	-	Machine Bushing, 1", 10 Gauge (As Required)
4.	GA3553	1	Rim, 3.75" x 8"
5.	GD4700	1	Tire, 4.80" x 8", 4 Ply, Rib Implement (Specify Brand*)
	GD4701	-	Valve Stem
6.	GD2558	1	Lynch Pin, $\frac{1}{4}$ "
7.	GA9846	2	Flanged Bearing, $\frac{7}{8}$ " Hex Bore
8.	G10602	2	Spring Pin, $\frac{1}{4}$ " x 1 $\frac{1}{2}$ "
9.	G3310-148	1	Chain, No. 40, 148 Pitch Including Connector Link (Used With 22 Tooth Sprocket)
	G3310-150	1	Chain, No. 40, 150 Pitch Including Connector Link (Used With 28 Tooth Sprocket)
	G3310-158	1	Chain, No. 40, 158 Pitch Including Connector Link (Used With 44 Tooth Sprocket)
	G3310-144	1	Chain, No. 40, 144 Pitch Including Connector Link (Used With 15 Tooth Sprocket)
	GR0912	-	Connector Link, No. 40
10.	G10890	2	Hex Head Adjusting Bolt, $\frac{1}{2}$ "-13 x 4", Grade 2
11.	G10501	2	Hex Jam Nut, $\frac{1}{2}$ "-13, Grade 2
12.	G10008	2	Hex Head Cap Screw, $\frac{5}{8}$ "-11 x 2"
	G10235	4	Machine Bushing, $\frac{7}{8}$ ", 14 Gauge
	GD7805	2	Special Washer, $\frac{5}{8}$ ", Hardened
	G10107	2	Lock Nut, $\frac{5}{8}$ "-11
	Spring W/Plug		
13.	GA2068	2	Spring W/Plug
14.	GB0218	2	Bushing, $2\frac{1}{32}$ " I.D. x $\frac{7}{8}$ " O.D. x $\frac{19}{32}$ " Long
15.	GA7372	1	Wheel Arm
16.	GD6775	1	Hex Shaft, $\frac{7}{8}$ " x 11 $\frac{3}{4}$ " (2 Holes)
A.	GA3552	-	Tire And Rim Assembly (Items 4 And 5) (Specify Brand*)

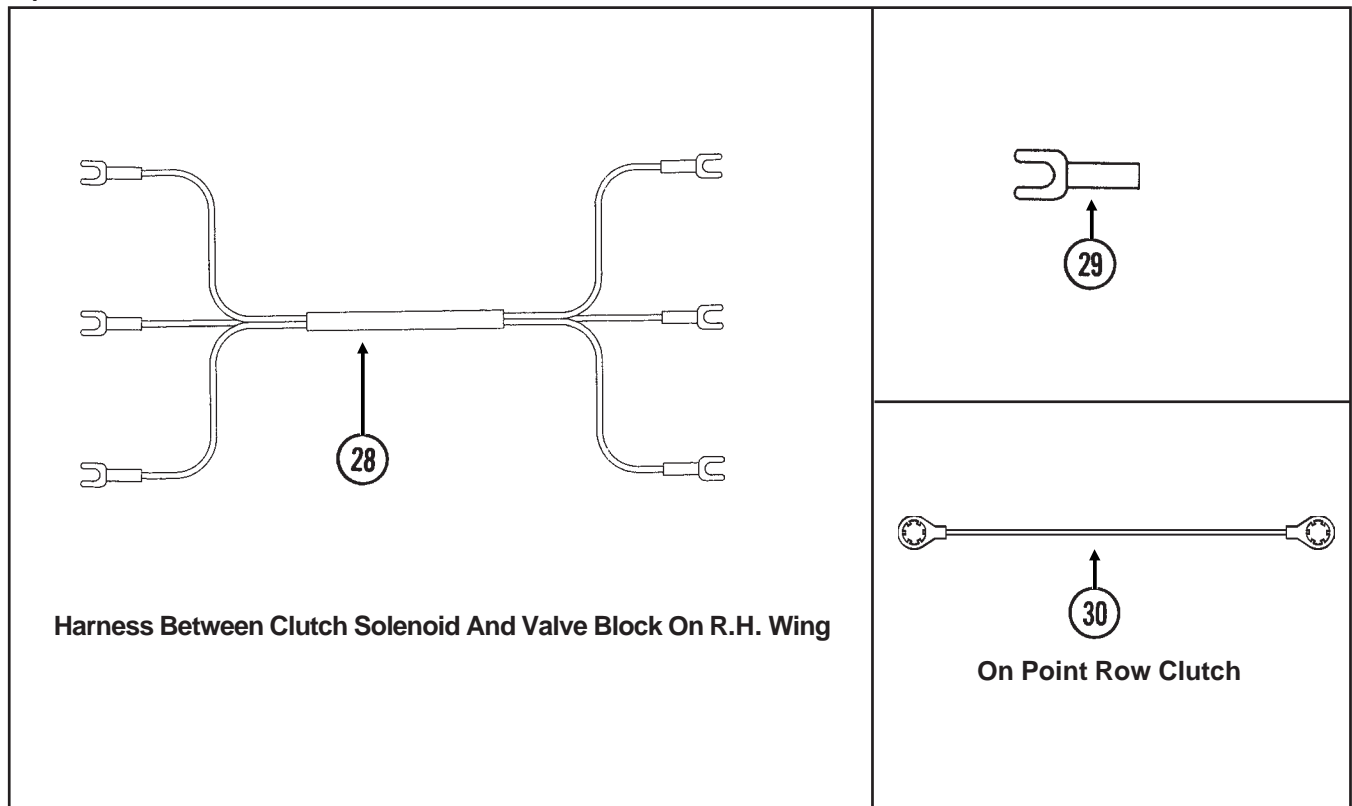
\* Specific brand requests will be supplied only as available from current KINZE® Repair Parts stock. If a specific brand requested is not in stock, the brand available will be supplied. Different brand tires may have different diameters. Change in tire brand may affect rates. Field checks are recommended after any change in contact tires.

# POINT ROW CLUTCH

PRC018/ECP013(TWL70g/TWL71d/TWL18/A10054)



Input Shaft



ITEM	PART NO.	QTY.	DESCRIPTION
		(Per Assy.)	

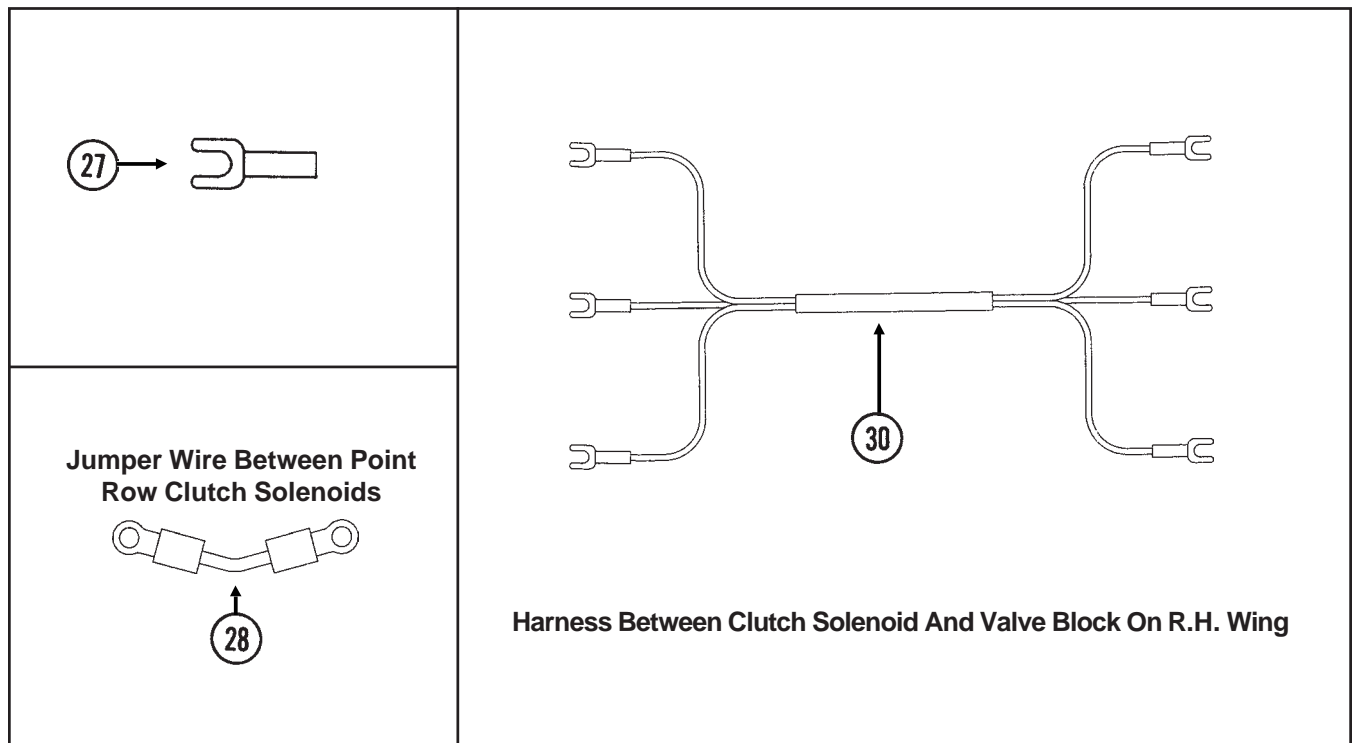
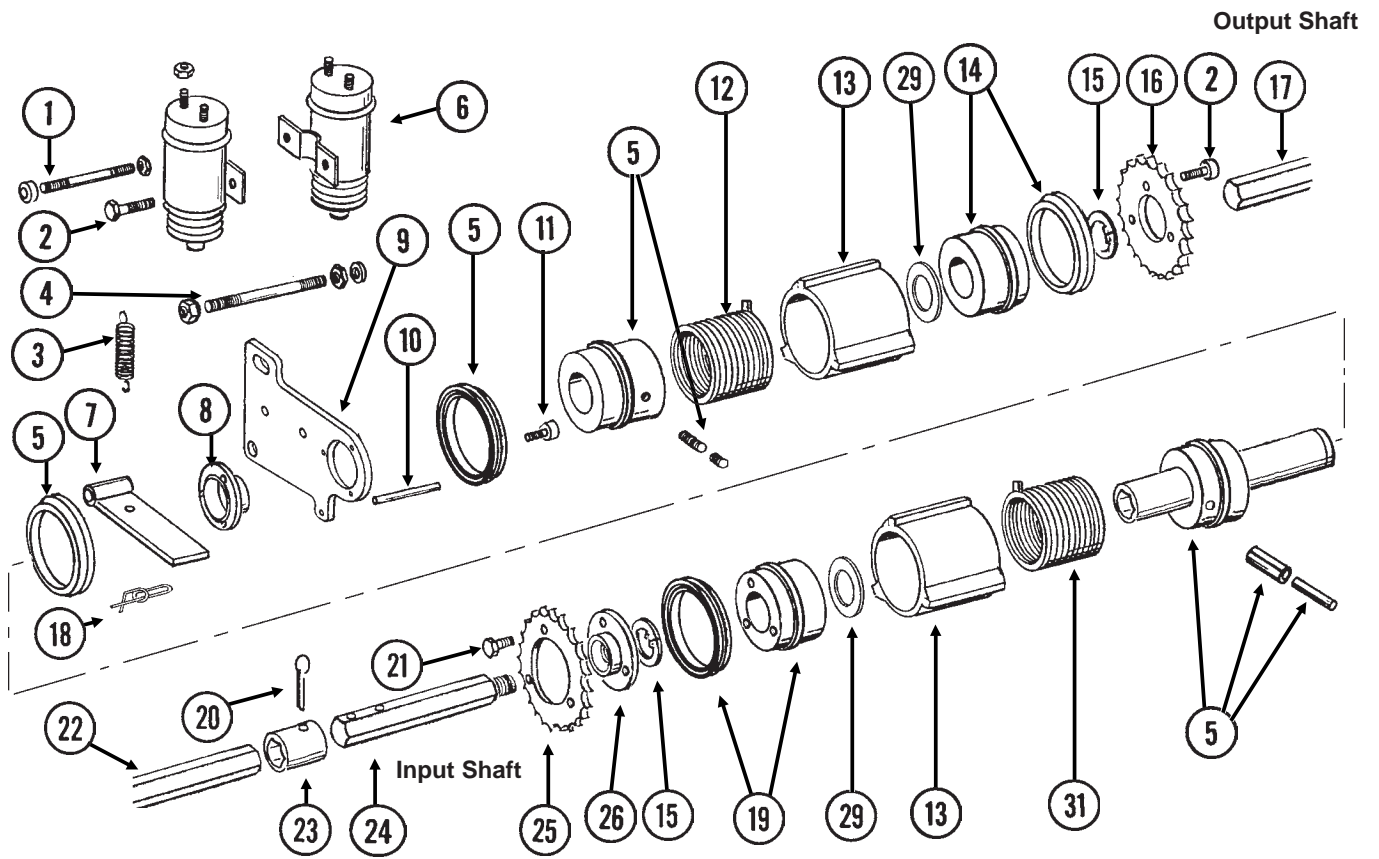
1.	G10460	1	Cotter Pin, 1/4" x 2"
2.	G10374	3	Hex Socket Head Cap Screw, 1/4"-20 x 1"
	G10227	3	Lock Washer, 1/4"
3.	GD14512	2	V-Ring Seal
4.	GD14513	1	Felt Washer

# POINT ROW CLUTCH

ITEM	PART NO.	QTY. (Per Assy.)	DESCRIPTION
5.	G10049	1	Hex Head Cap Screw, $\frac{3}{8}$ "-16 x 2 $\frac{1}{2}$ "
	G10101	1	Hex Nut, $\frac{3}{8}$ "-16
	G10203	1	Washer, $\frac{3}{8}$ " SAE
	G10229	2	Lock Washer, $\frac{3}{8}$ "
	G10497	1	Hex Jam Nut, $\frac{3}{8}$ "-16, Grade 2
6.	G10023	1	Hex Head Cap Screw, $\frac{1}{4}$ "-20 x $\frac{3}{4}$ "
	G10227	1	Lock Washer, $\frac{1}{4}$ "
	G10103	1	Hex Nut, $\frac{1}{4}$ "-20
7.	GA8393	1	Solenoid Complete
	GR1306	1	Snap Ring
	GR1303	1	Spring
	GR1304	1	Boot
	GR1305	1	Plunger
8.	G10900	1	Hex Socket Head Cap Screw, $\frac{1}{4}$ "-20 x 1 $\frac{3}{4}$ ", Grade 8
	G10227	1	Lock Washer, $\frac{1}{4}$ "
	G10103	2	Hex Nut, $\frac{1}{4}$ "-20
9.	GD10123	1	Spring
10.	GD10103	1	Mounting Plate
11.	GD9667	1	Bushing
12.	GD0914-10	1	Hex Shaft, $\frac{7}{8}$ " x 10" (No Holes)
13.	GD0914-32	1	Hex Shaft, $\frac{7}{8}$ " x 32" (No Holes), 24 Row 30"
	GD0914-40	-	Hex Shaft, $\frac{7}{8}$ " x 40" (No Holes), 24 Row 20"
	GD0914-38	-	Hex Shaft, $\frac{7}{8}$ " x 38" (No Holes), 16 Row 38"
	GD0914-44	-	Hex Shaft, $\frac{7}{8}$ " x 44" (No Holes), 24 Row 22"
	GD0914-42	-	Hex Shaft, $\frac{7}{8}$ " x 42" (No Holes), 36 Row 20"
14.	GD7867	1	Coupler, 3"
15.	GD10068	1	Input Shaft, R.H. Threads
16.	GD10070	1	Coupler W/R.H. Threads
17.	G10496	2	External Inverted Snap Ring, 1 $\frac{1}{2}$ "
18.	GD10104	1	Input Hub
19.	GA7137	1	Hub/Sleeve Assembly W/Spring Pins
	G10765	-	Spring Pin, $\frac{1}{4}$ " x 1"
	G10804	-	Spring Pin, $\frac{5}{32}$ " x $\frac{7}{8}$ "
20.	GD9671	-	Spring, L.H.
21.	GD10102	1	Stop Collar
22.	GD11120	1	Rue Ring Cotter, $\frac{5}{16}$ "
23.	GD10510	1	Actuator Arm
24.	G10859	1	Spring Pin, $\frac{3}{16}$ " x 2 $\frac{1}{4}$ "
25.	G10253	3	Hex Socket Head Screw, No. 10-32 x $\frac{1}{2}$ "
	G10257	3	Lock Washer, No. 10
26.	G10546	1	Spring Pin, $\frac{3}{16}$ " x 1 $\frac{1}{4}$ "
27.	GD13524-01	1	Lock Wire, 10", Stainless Steel
28.	GA9479	1	Wiring Harness, 228", R.H. Side Of Machine, 16 Row 38", 24 Row 20", 24 Row 22" And 24 Row 30"
	GA9483	-	Wiring Harness, 252", R.H. Side Of Machine, 36 Row 20"
	GA9512	-	Wiring Harness, 516", L.H. Side Of Machine, All Sizes
29.	G10996	-	Fork Terminal
30.	GA10054	-	Ground Cable, Green
A.	GA7111	-	Point Row Clutch Assembly, L.H. (Items 2-11, 15-27 And 30)

# TWO-SPEED POINT ROW CLUTCH

PRC023(FF47c/A7274/A10054)

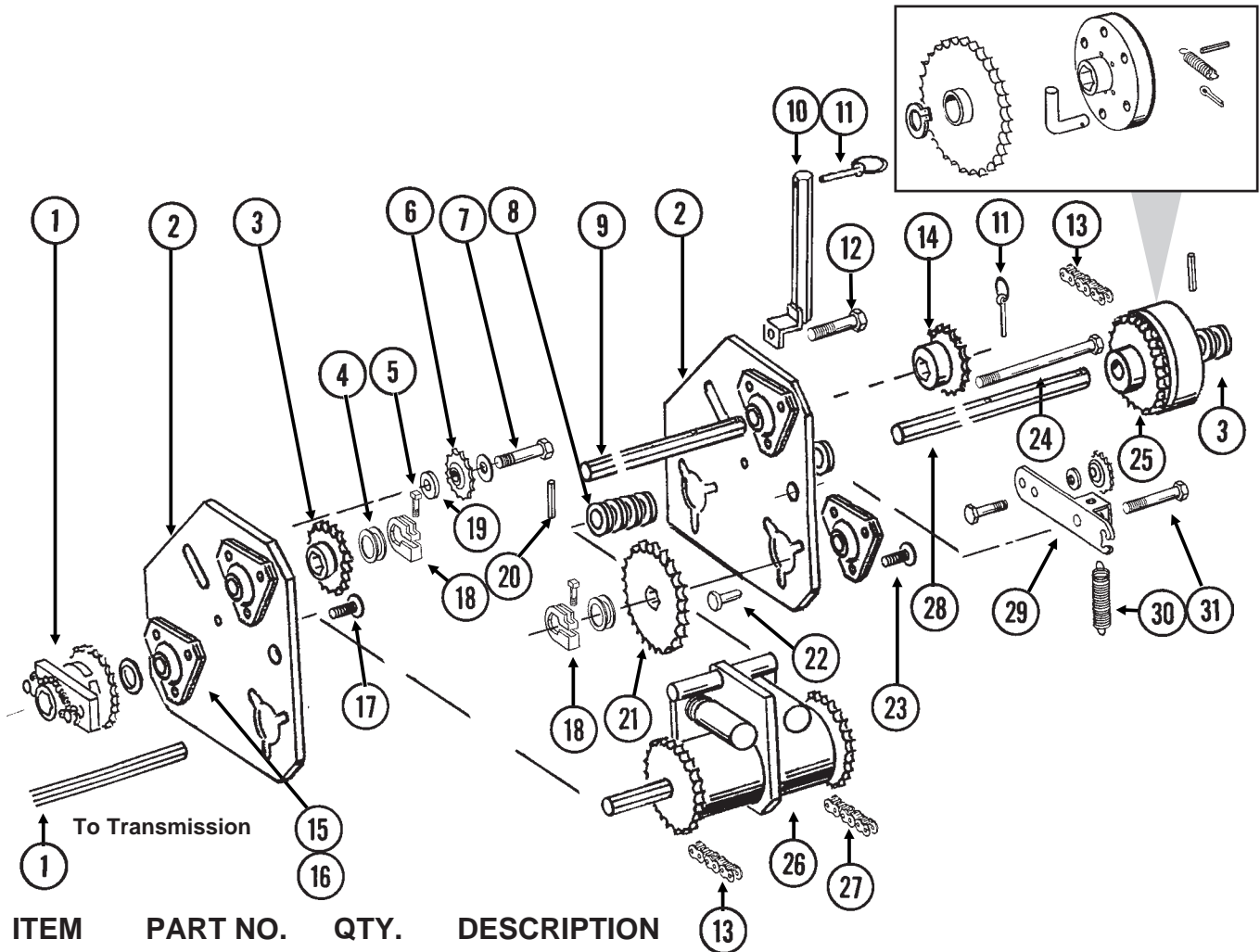


# TWO-SPEED POINT ROW CLUTCH

ITEM	PART NO.	QTY. (Per Assy.)	DESCRIPTION
1.	GD10635	1	Threaded Rod, 1/4"-20 x 3 1/2"
	G10103	2	Hex Nut, 1/4"-20
	G10227	2	Lock Washer, 1/4"
	GD10282	2	Allen Nut, 1/4"-20
2.	G10023	4	Hex Head Cap Screw, 1/4"-20 x 3/4"
	G10227	4	Lock Washer, 1/4"
	G10103	1	Hex Nut, 1/4"-20
3.	GD10123	2	Spring
4.	GD10636	1	Threaded Rod, 3/8"-16 x 4 1/4"
	G10108	2	Lock Nut, 3/8"-16
	G10229	2	Lock Washer, 3/8"
	G10101	2	Hex Nut, 3/8"-16
5.	GA7463	1	Hub/Sleeve Assembly W/Seals, Sleeve, Pins And Screws
	GD10120	-	Seal
	GD10584	-	Sleeve
	G10873	-	Hex Socket Set Screw, 5/16"-18 x 3/4"
	G10872	-	Hex Socket Set Screw, 5/16"-18 x 1/4"
	G10804	-	Spring Pin, 5/32" x 7/8"
	G10765	-	Spring Pin, 1/4" x 1"
6.	GA8393	2	Solenoid Complete
	GR1306	-	Snap Ring
	GR1303	-	Spring
	GR1304	-	Boot
	GR1305	-	Plunger
7.	GD10510	2	Actuator Arm
8.	GD10586	1	Bushing
9.	GD10103	1	Mounting Plate
10.	G10859	1	Spring Pin, 3/16" x 2 1/4"
11.	G10876	3	Hex Socket Head Screw, No. 10-32 x 1/4"
12.	GD9671	2	Spring, L.H.
13.	GD10585	2	Stop Collar
14.	GA9572	1	Hub W/Seal
	GD10120	-	Seal
15.	G10496	2	External Inverted Snap Ring, 1 1/2"
16.	GD10579	1	Output Sprocket, 28 Tooth
17.	GD0914-10	1	Hex Shaft, 7/8" x 10" (No Holes)
18.	GD11120	2	Rue Ring Cotter, 5/16"
19.	GA9571	1	Hub W/Seal
	GD10120	-	Seal
20.	G10460	1	Cotter Pin, 1/4" x 2"
21.	G10374	3	Hex Socket Head Cap Screw, 1/4"-20 x 1"
	GD10588	3	Key
22.	GD0914-32	1	Hex Shaft, 7/8" x 32" (No Holes), 24 Row 30"
	GD0914-40	-	Hex Shaft, 7/8" x 40" (No Holes), 24 Row 20"
	GD0914-38	-	Hex Shaft, 7/8" x 38" (No Holes), 16 Row 38"
	GD0914-44	-	Hex Shaft, 7/8" x 44" (No Holes), 24 Row 22"
	GD0914-42	-	Hex Shaft, 7/8" x 42" (No Holes), 36 Row 20"
23.	GD7867	1	Coupler, 3"
24.	GD10068	1	Input Shaft, R.H. Threads
25.	GD10578	1	Input Sprocket, 28 Tooth
26.	GD10638	1	Coupler W/R.H. Threads
27.	G10996	-	Fork Terminal
28.	GA7274	1	Jumper Wire W/Ring Terminals, 2 3/16"
29.	GD14513	2	Felt Washer
30.	GA9479	1	Wiring Harness, 228", R.H. Side Of Machine, 16 Row 38", 24 Row 20", 24 Row 22" And 24 Row 30"
	GA9483	-	Wiring Harness, 252", R.H. Side Of Machine, 36 Row 20"
	GA9512	-	Wiring Harness, 516", L.H. Side Of Machine, All Sizes
31.	GD9672	-	Spring, R.H.

# TWO-SPEED POINT ROW CLUTCH WHEEL MODULE EXTENSIONS

(FF48c)



ITEM	PART NO.	QTY. (Per Assy.)	DESCRIPTION
1.		-	See "Wheel Module Assembly", Pages P90-P92
2.	GD10327	2	Extension Plate
3.	GA5113	1	Sprocket, 28 Tooth
4.	G10233	1	Machine Bushing, 1", 10 Gauge
5.	G10130	1	Square Head Machine Bolt, $\frac{5}{16}$ "-18 x 1 $\frac{3}{4}$ "
	G10923	1	Flange Nut, $\frac{5}{16}$ "-18, No Serration
6.	GA7154	1	Sprocket W/Bearing, 18 Tooth
7.	G10053	1	Hex Head Cap Screw, $\frac{1}{2}$ "-13 x 2 $\frac{1}{2}$ "
	G10168	1	Machine Bushing, $\frac{1}{2}$ ", 7 Gauge
	G10206	3	Washer, $\frac{1}{2}$ " SAE
	G10228	1	Lock Washer, $\frac{1}{2}$ "
	G10102	1	Hex Nut, $\frac{1}{2}$ "-13
8.	G10233	-	Machine Bushing, 1", 10 Gauge (As Required)
9.	GD10547	1	Jack Shaft, $\frac{7}{8}$ " x 13"
10.	GA7313	1	Sprocket Storage Rod
11.	GD2558	2	Lynch Pin, $\frac{1}{4}$ "
12.	G10037	1	Hex Head Cap Screw, $\frac{1}{2}$ "-13 x 1 $\frac{1}{4}$ "
	G10216	1	Washer, $\frac{1}{2}$ " USS
	G10228	1	Lock Washer, $\frac{1}{2}$ "
	G10102	1	Hex Nut, $\frac{1}{2}$ "-13
13.	G3310-68	2	Chain, No. 40, 68 Pitch Including Connector Link
	GR0912	-	Connector Link, No. 40
	GR0911	-	Offset Link, No. 40

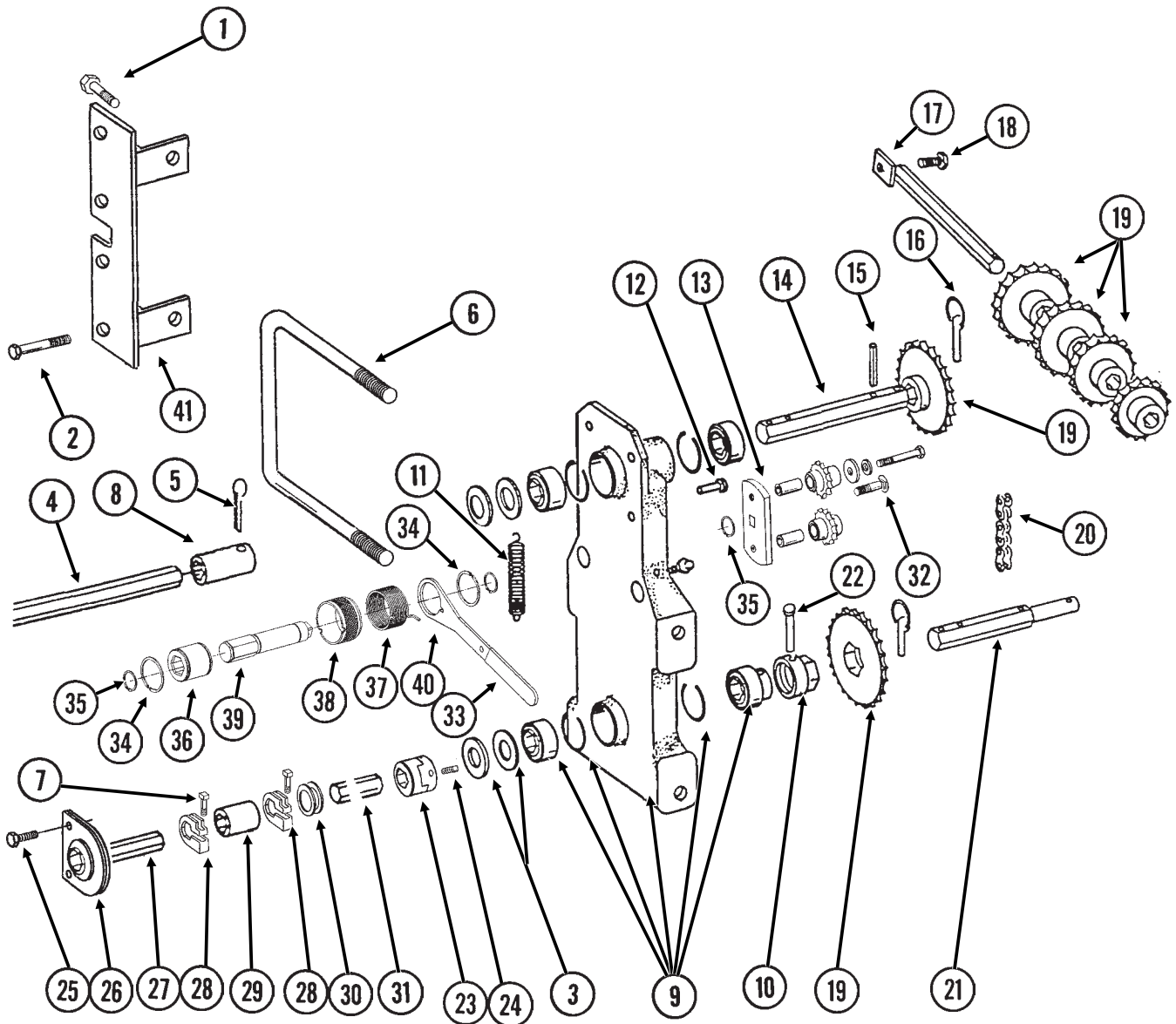
# TWO-SPEED POINT ROW CLUTCH WHEEL MODULE EXTENSIONS

ITEM	PART NO.	QTY. (Per Assy.)	DESCRIPTION
14.	GA5105	1	Sprocket, 15 Tooth
	GA5106	1	Sprocket, 17 Tooth
	GA5109	-	Sprocket, 24 Tooth
	GA5112	1	Sprocket, 27 Tooth
	GA5108	-	Sprocket, 23 Tooth (From Transmission)
	GA5110	-	Sprocket, 25 Tooth (From Transmission)
	GA5111	-	Sprocket, 26 Tooth (From Transmission)
15.	G3400-01	-	Flangette
16.	G2100-03	-	Bearing, 7/8" Hex Bore, Spherical
17.	G10338	3	Carriage Bolt, 5/16"-18 x 1 1/4"
	G10232	3	Lock Washer, 5/16"
	G10106	3	Hex Nut, 5/16"-18
18.	GD11045	1	Lock Clamp
19.	GD10637	1	Stepped Spacer, 1/2"
20.	G10602	2	Spring Pin, 1/4" x 1 1/2"
21.	GA5194	1	Sprocket, 50 Tooth
22.	G10408	1	Clevis Pin, 5/16" x 3/4"
	G10409	1	Retaining Ring, 5/16"
23.	G10302	9	Carriage Bolt, 5/16"-18 x 7/8"
	G10232	9	Lock Washer, 5/16"
	G10221	-	Washer, 5/16" SAE
	G10106	9	Hex Nut, 5/16"-18
24.	G10595	1	Hex Head Cap Screw, 3/8"-16 x 10"
	G10108	1	Lock Nut, 3/8"-16
25.	GA7321	-	Overrunning Sprocket Assembly, L.H.
	G10430	1	External Retaining Ring, 1 1/4"
	GD1255	6	L-Pin
	G10546	6	Spring Pin, 3/16" x 1 1/4"
	G10470	6	Cotter Pin, 5/32" x 1"
	GD10366	6	Spring
	GA7317	1	Block
	GA7319	1	Sprocket W/Bushing, 30 Tooth
26.		-	See "Two-Speed Point Row Clutch", Pages P98 And P99
27.	G3310-82	1	Chain, No. 40, 82 Pitch Including Connector Link
	GR0912	-	Connector Link, No. 40
	GR0911	-	Offset Link, No. 40
28.	GD10548	1	Output Shaft, 7/8" x 12"
29.	GA9919	1	Idler W/Sprocket And Hardware, R.H.
	GA7154	-	Sprocket W/Bearing, 18 Tooth
	G10017	-	Hex Head Cap Screw, 1/2"-13 x 1 1/2"
	G10128	-	Machine Bushing, 1/2", 14 Gauge
	G10501	-	Hex Jam Nut, 1/2"-13, Grade 2
30.	GD5857	2	Spring
31.	G10036	1	Hex Head Cap Screw, 5/8"-11 x 4"
	G10205	1	Washer, 5/8" SAE
	G10107	1	Lock Nut, 5/8"-11
	G10104	1	Hex Nut, 5/8"-11
A.	G1K269	-	Lock Clamp Kit (Items 5 And 18)

# SEED RATE TRANSMISSION AND DRIVELINE

(FF42g)

R.H. Side Shown



# SEED RATE TRANSMISSION AND DRIVELINE

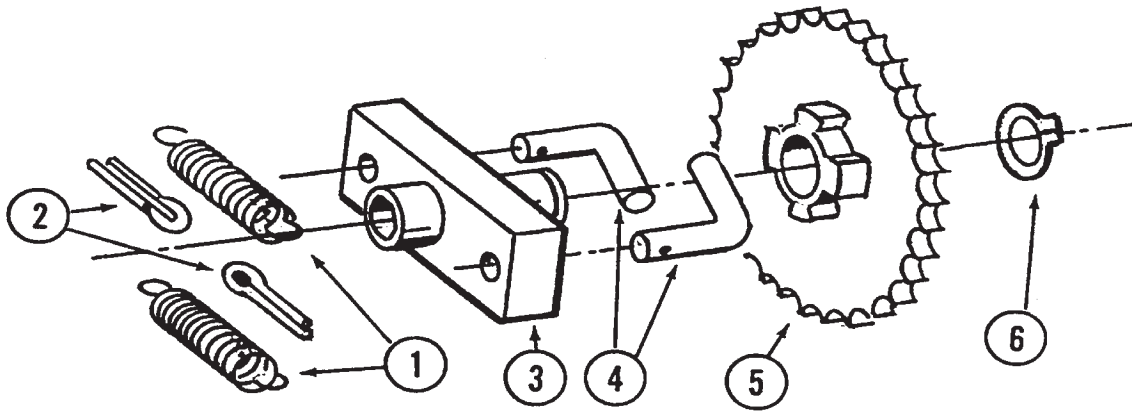
ITEM	PART NO.	QTY. (Per Assy.)	DESCRIPTION
1.	G10008	2	Hex Head Cap Screw, $\frac{5}{8}$ "-11 x 2"
	G10230	2	Lock Washer, $\frac{5}{8}$ "
	G10104	2	Hex Nut, $\frac{5}{8}$ "-11
2.	G10028	4	Hex Head Cap Screw, $\frac{3}{4}$ "-10 x 3"
	G10231	4	Lock Washer, $\frac{3}{4}$ "
	G10194	4	Washer, $\frac{3}{4}$ " SAE
	G10105	2	Hex Nut, $\frac{3}{4}$ "-10
3.	G10233	4	Machine Bushing, 1", 10 Gauge
4.		-	See "Wheel Module Assembly", Pages P90-P92
5.	G10460	1	Cotter Pin, $\frac{1}{4}$ " x 2"
6.	GD1114	1	U-Bolt, 7" x 7" x $\frac{5}{8}$ "-11
	G10107	2	Lock Nut, $\frac{5}{8}$ "-11
7.	G10130	2	Square Head Machine Bolt, $\frac{5}{16}$ "-18 x 1 $\frac{3}{4}$ "
	G10923	2	Flange Nut, $\frac{5}{16}$ "-18, No Serration
8.	GD7867	1	Coupler, 3"
9.	GA5629	1	Transmission Plate W/Bearings, Grease Fittings And Retaining Rings
	GA5116	3	Bearing, $\frac{7}{8}$ " Hex Bore, Cylindrical
	GA5624	1	Special Bearing, $\frac{7}{8}$ " Hex Bore x 1.6"
	GD6551	4	Ring
	G10640	-	Grease Fitting, $\frac{1}{4}$ "-28
	10.	GD7127	1
11.	GD5857	1	Spring
12.	G10478	1	Clevis Pin, $\frac{5}{16}$ " x 1"
	G10409	1	Retaining Ring, $\frac{5}{16}$ "
13.	GA7336	1	Idler W/Bolt-On Sprockets
	GD7426	-	Sprocket, 12 Tooth
	GD1026	-	Sleeve, 1 $\frac{3}{16}$ " Long
	G10210	-	Washer, $\frac{3}{8}$ " USS
	G10229	-	Lock Washer, $\frac{3}{8}$ "
	G10047	-	Hex Head Cap Screw, $\frac{3}{8}$ "-16 x 1 $\frac{3}{4}$ "
	14.	GD5835	1
15.	G10602	3	Spring Pin, $\frac{1}{4}$ " x 1 $\frac{1}{2}$ "
16.	GD2558	3	Lynch Pin, $\frac{1}{4}$ "
17.	GA5146	1	Sprocket Storage Rod
18.	G10017	1	Hex Head Cap Screw, $\frac{1}{2}$ "-13 x 1 $\frac{1}{2}$ "
	G10228	1	Lock Washer, $\frac{1}{2}$ "
	G10102	1	Hex Nut, $\frac{1}{2}$ "-13
19.	GA5106	1	Sprocket, 17 Tooth
	GA5107	1	Sprocket, 19 Tooth
	GA5108	2	Sprocket, 23 Tooth
	GA5109	1	Sprocket, 24 Tooth
	GA5110	1	Sprocket, 25 Tooth
	GA5111	1	Sprocket, 26 Tooth
	GA5112	1	Sprocket, 27 Tooth
GA5113	1	Sprocket, 28 Tooth	
20.	G3310-80	1	Chain, No. 40, 80 Pitch Including Connector Link
	GR0912	-	Connector Link, No. 40
21.	GD7822	1	Shaft, $\frac{7}{8}$ " x 7"
22.	G10821	1	Clevis Pin, $\frac{3}{16}$ " x 2"
	G10455	1	Cotter Pin, $\frac{1}{16}$ " x $\frac{1}{2}$ "
23.	GB0287	2	Coupler
24.	G10131	4	Square Head Set Screw, $\frac{5}{16}$ "-18 x $\frac{3}{4}$ "

# SEED RATE TRANSMISSION AND DRIVELINE

ITEM	PART NO.	QTY. (Per Assy.)	DESCRIPTION
25.	G10004	2	Hex Head Cap Screw, $\frac{3}{8}$ "-16 x 1 $\frac{1}{4}$ "
	G10229	2	Lock Washer, $\frac{3}{8}$ "
	G10101	2	Hex Nut, $\frac{3}{8}$ "-16
26.	GA2180	1	Hanger Bearing, $\frac{7}{8}$ " Hex Bore, 36 Row 20" Only
27.	GD0914-152	1	Hex Shaft, $\frac{7}{8}$ " x 152" (No Holes), L.H. Side, 24 Row 30" And 36 Row 20"
	GD0914-224	-	Hex Shaft, $\frac{7}{8}$ " x 224" (No Holes), L.H. Side, 24 Row 20"
	GD0914-140	-	Hex Shaft, $\frac{7}{8}$ " x 140" (No Holes), L.H. Side, 16 Row 38"
	GD0914-123	-	Hex Shaft, $\frac{7}{8}$ " x 123" (No Holes), L.H. Side, 24 Row 22"
	GD0914-152	1	Hex Shaft, $\frac{7}{8}$ " x 152" (No Holes), R.H. Side, 24 Row 30" And 36 Row 20"
	GD0914-234	-	Hex Shaft, $\frac{7}{8}$ " x 234" (No Holes), R.H. Side, 24 Row 20"
	GD0914-145	-	Hex Shaft, $\frac{7}{8}$ " x 145" (No Holes), R.H. Side, 16 Row 38"
	GD0914-128	-	Hex Shaft, $\frac{7}{8}$ " x 128" (No Holes), R.H. Side, 24 Row 22"
28.	GD11045	2	Lock Clamp
29.	GD1719	1	Coupler, 4", 16 Row 38", 24 Row 22", 24 Row 30" And 36 Row 20" Only
30.	G10233	1	Machine Bushing, 1", 10 Gauge
31.	GD0914-208	-	Hex Shaft, $\frac{7}{8}$ " x 208" (No Holes), R.H. Side, 36 Row 20"
	GD0914-198	-	Hex Shaft, $\frac{7}{8}$ " x 198" (No Holes), L.H. Side, 36 Row 20"
	GD0914-198	1	Hex Shaft, $\frac{7}{8}$ " x 198" (No Holes), R.H. And L.H. Sides, 24 Row 30"
	GD0914-128	-	Hex Shaft, $\frac{7}{8}$ " x 128" (No Holes), R.H. Side, 24 Row 22"
	GD0914-123	-	Hex Shaft, $\frac{7}{8}$ " x 123" (No Holes), L.H. Side, 24 Row 22"
	GD0914-145	-	Hex Shaft, $\frac{7}{8}$ " x 145" (No Holes), R.H. Side, 16 Row 38"
	GD0914-140	-	Hex Shaft, $\frac{7}{8}$ " x 140" (No Holes), L.H. Side, 16 Row 38"
32.	G11100	1	Hex Socket Button Head Cap Screw, $\frac{1}{4}$ "-20 x $\frac{1}{2}$ ", Grade 8
	G10227	1	Lock Washer, $\frac{1}{4}$ "
	G10209	1	Washer, $\frac{1}{4}$ " USS
33.	G11078	1	Vinyl Cap
34.	G10496	2	External Inverted Snap Ring, 1 $\frac{1}{2}$ "
35.	G11075	3	External Inverted Snap Ring, $\frac{7}{8}$ "
36.	GD14432	1	Sleeve, 1 $\frac{1}{4}$ "
37.	GD14413	-	Torsion Spring, L.H. (Shown)
	GD14414	1	Torsion Spring, R.H.
38.	GD14430	1	Release Collar, Gold, R.H. (Shown)
	GD14429	-	Release Collar, Silver, L.H.
39.	GD14427	1	Tightener Shaft, 4 $\frac{7}{8}$ "
40.	GD14431	1	Handle
41.	GA9524	-	Mount, 36 Row 20" Only (Shown)
	GA11358	-	Mount, R.H., 16 Row 38" Only
	GA11359	-	Mount, L.H., 16 Row 38" Only
A.	G1K269	-	Lock Clamp Kit (Items 7 And 28)
B.	G1K378	1	Wrap Spring Wrench Replacement Kit, Gold Collar, R.H. (Items 32-40) (Shown)
	G1K379	-	Wrap Spring Wrench Replacement Kit, Silver Collar, L.H. (Items 32-40)

# RATCHET/SPROCKET ASSEMBLY

PTD016(TWL12)



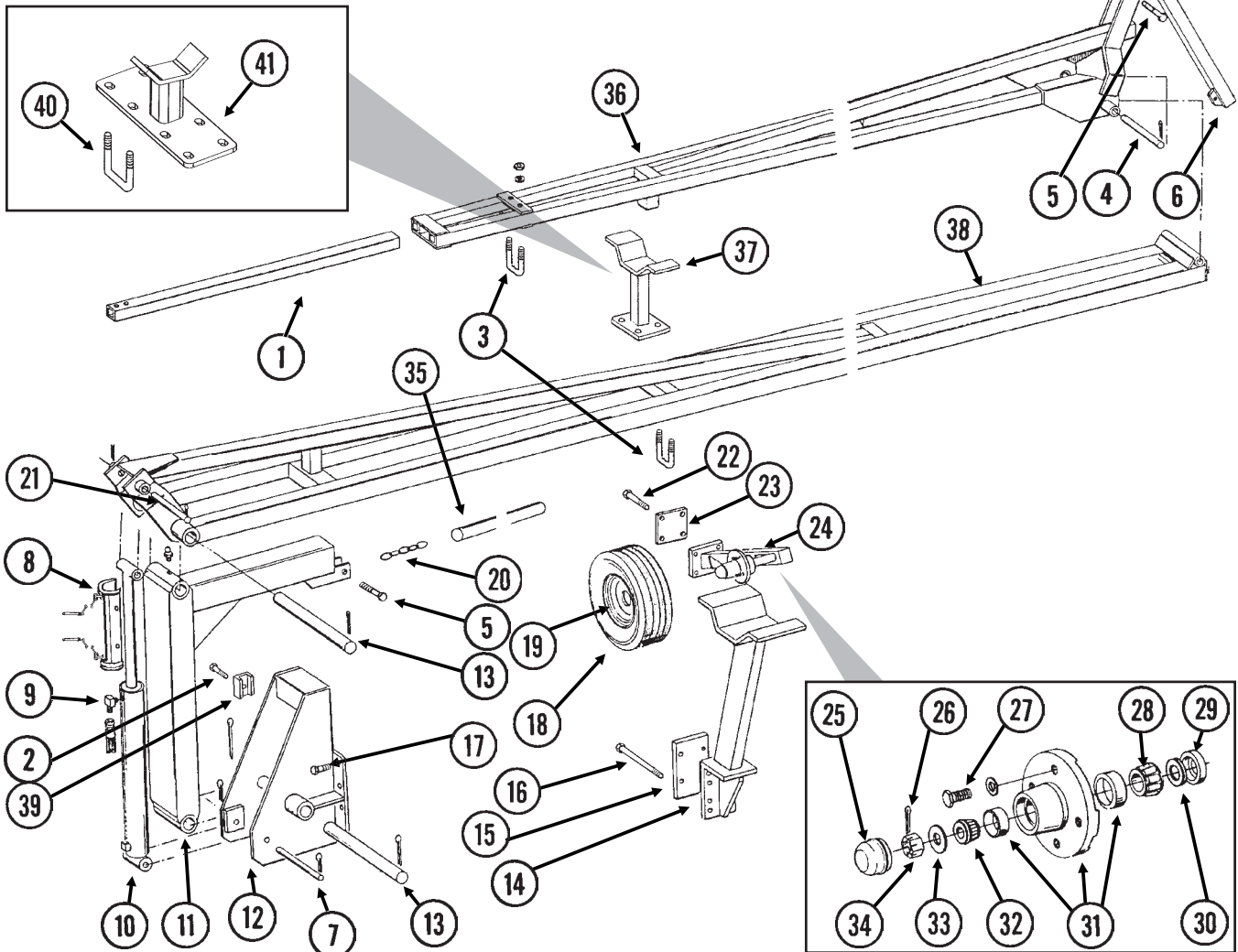
ITEM	PART NO.	QTY. (Per Assy.)	DESCRIPTION
1.	GD1256	2	Spring
2.	G10453	2	Cotter Pin, $\frac{3}{16}$ " x 1"
3.	GA0378	1	Block And Hub Assembly
4.	GD1255	2	L-Pin
5.	GA5165	1	Sprocket, 30 Tooth
6.	G10430	1	External Retaining Ring, 1 $\frac{1}{4}$ "
A.	GA5164	-	Ratchet/Sprocket Assembly (Items 1-6)

# ROW MARKER ASSEMBLY, 16 ROW 38", 24 ROW 22", 24 ROW 30" AND 36 ROW 20"

(FF18/FF101)

Prior To Serial No. 750921

L.H. Side Shown



ITEM	PART NO.	QTY. (Per Assy.)	DESCRIPTION
1.	GD0453-07	1	Extension Tube, 45", 24 Row 30" And 36 Row 20"
	GD0453-11	1	Extension Tube, 35", 24 Row 22"
2.	G10048	1	Hex Head Cap Screw, 3/8"-16 x 2"
	G10210	1	Washer, 3/8" USS
	G10229	1	Lock Washer, 3/8"
	G10101	1	Hex Nut, 3/8"-16
3.	GD2721	1-3	U-Bolt, 2" x 2" x 1/2"-13
	G10228	2-6	Lock Washer, 1/2"
	G10102	2-6	Hex Nut, 1/2"-13
4.	GD0704	1	Pin, 1 1/4" x 14"
	G10460	2	Cotter Pin, 1/4" x 2"
5.	G10033	3	Hex Head Cap Screw, 1/2"-13 x 3 1/2"
	G10038	-	Hex Head Cap Screw, 1/2"-13 x 3"
	G10581	-	Hex Head Cap Screw, 1/2"-13 x 2 1/4"
	G10111	3	Lock Nut, 1/2"-13
6.	GA6860	1	Bracket
7.	GD10186	1	Pin, 1 1/4" x 9 1/2"
	G10979	-	Special Washer, 1 1/4" (If Applicable)
	G10460	2	Cotter Pin, 1/4" x 2"
8.	GA8172	1	Safety Lockup W/Detent Pins, 20"
	G10536	-	Detent Pin, 1/2" x 2 1/2" Grip

# ROW MARKER ASSEMBLY, 16 ROW 38", 24 ROW 22", 24 ROW 30" AND 36 ROW 20"

ITEM	PART NO.	QTY. (Per Assy.)	DESCRIPTION
9.	G6801-08	-	Elbow W/O-Ring, 90°, 3/4"-16 Male JIC To O-Ring
	G6400-08	-	Connector W/O-Ring, 3/4"-16 Male JIC To O-Ring
	GR1037	-	O-Ring
10.		-	See "Row Marker Cylinder", Page P115
11.	GA6870	1	Arm, First Stage
12.	GA4031	1	Mount W/Grease Fittings
	G10640	-	Grease Fitting, 1/4"-28
13.	GD0677	2	Pin, 2 1/8" x 15 3/4"
	G10461	4	Cotter Pin, 3/8" x 3"
14.	GA6720	1	Tire Support
15.	GD9622	1	Plate, 5 1/2" x 7 1/4"
16.	G10152	4	Hex Head Cap Screw, 5/8"-11 x 9"
	G10217	4	Washer, 5/8" USS
	G10230	4	Lock Washer, 5/8"
	G10104	4	Hex Nut, 5/8"-11
17.	G10027	8	Hex Head Cap Screw, 3/4"-10 x 2 1/2"
	G10028	-	Hex Head Cap Screw, 3/4"-10 x 3"
	G10026	-	Hex Head Cap Screw, 3/4"-10 x 2"
	G10231	8	Lock Washer, 3/4"
	G10105	6	Hex Nut, 3/4"-10
18.	GD0841	1	Tube Type Tire, 16" x 6.5" x 8" (Specify Brand*)
	GD1364	1	Tube (Not Shown)
19.	GA0246	1	Rim, T8 x 5.38" x 4"
20.	G3302-05	1	Coil Chain, No. 9/0, 79 Links
21.	GD9964	1	Pin, 1 1/4" x 10 1/2"
	G10979	-	Special Washer, 1 1/4" (If Applicable)
	G10460	2	Cotter Pin, 1/4" x 2"
22.	G10063	8	Hex Head Cap Screw, 3/8"-16 x 4"
	G10210	-	Washer, 3/8" USS (As Required)
	G10229	8	Lock Washer, 3/8"
	G10101	8	Hex Nut, 3/8"-16
23.	GD0692	2	Mounting Plate, 5" x 4"
24.	GA0160R	1	Support, R.H.
	GA0160L	-	Support, L.H. (Shown)
25.	GD0840	1	Dust Cap
26.	G10544	1	Cotter Pin, 5/32" x 1"
27.	G10722	4	Hex Head Cap Screw, 1/2"-20 x 1"
	G10228	4	Lock Washer, 1/2"
28.	GA0245	1	Bearing
29.	GA0243	1	Grease Seal
30.	GA0899	1	Rubber Seal
31.	GA0167	1	Hub W/Cups
	GR0151	-	Outer Cup
	GR0150	-	Inner Cup
32.	GA0257	1	Bearing
33.	G10724	1	Washer, 5/8" SAE
34.	G10725	1	Slotted Hex Nut, 5/8"-18
35.	GD10674-01	1	Nylon Cover, 141"
36.	GA9103	1	Arm W/Grease Fittings, Third Stage, 117", 24 Row 30" And 36 Row 20"
	GA9555	-	Arm W/Grease Fittings, Third Stage, 65", 16 Row 38" And 24 Row 22"
	G10640	-	Grease Fitting, 1/4"-28
37.	GA9101	1	Stop Weld, 24 Row 22", 24 Row 30" And 36 Row 20"
38.	GA9102	1	Arm W/Grease Fittings, Second Stage, 185", 16 Row 38", 24 Row 30" And 36 Row 20"
	GA9612	-	Arm W/Grease Fittings, Second Stage, 136", 24 Row 22"
	G10640	-	Grease Fitting, 1/4"-28
39.	GD0776	1	Hose Clamp, 3/4" x 2" x 2 1/2"
40.	GD1138	8	U-Bolt, 2 1/2" x 2 1/2" x 1/2"-13, 16 Row 38"
	G10228	16	Lock Washer, 1/2"
	G10102	16	Hex Nut, 1/2"-13
41.	GA11354	1	Stop Weld, 16 Row 38"
A.	GA0542	-	Tire And Rim Assembly (Items 18 And 19)

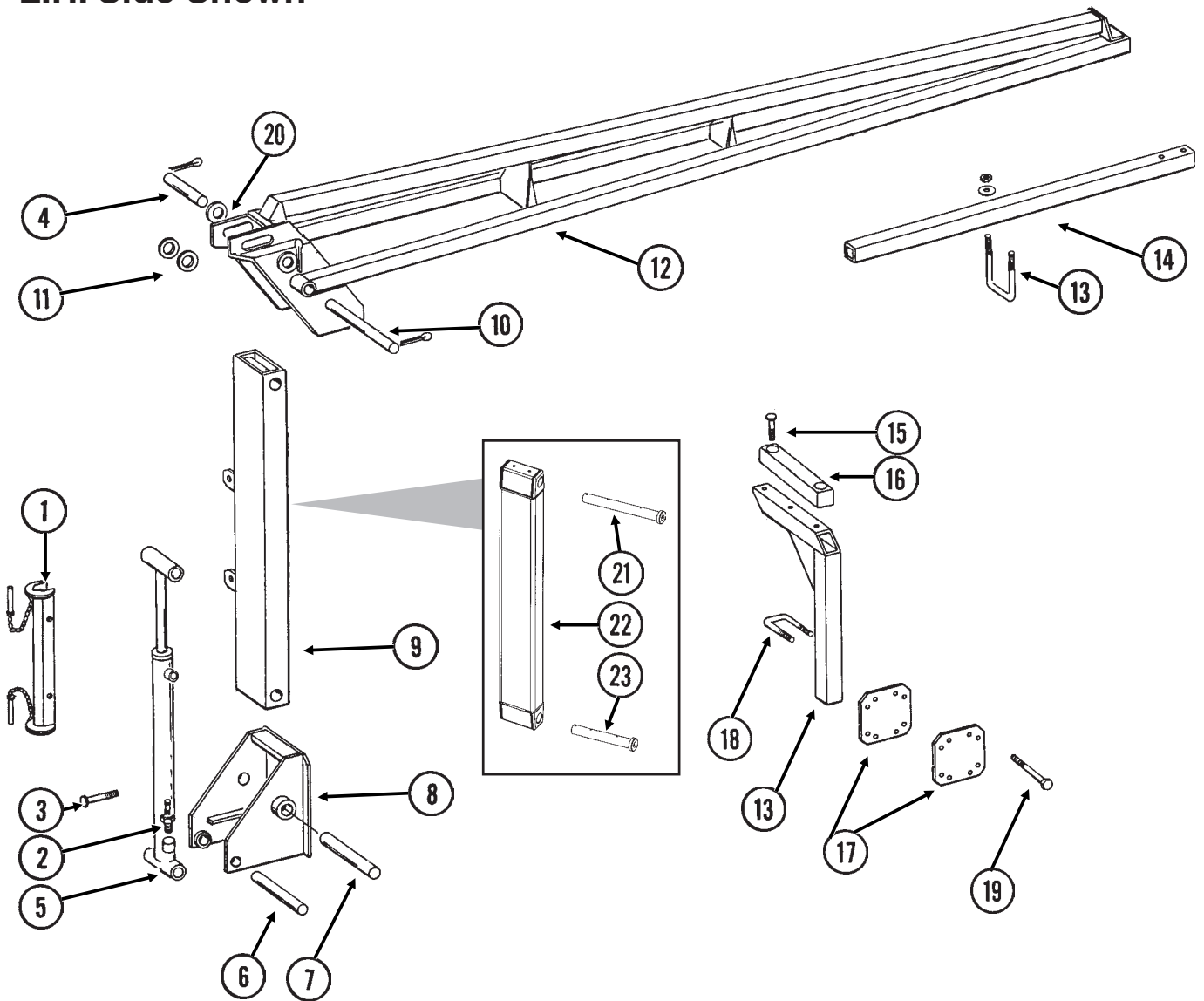
\* Specific brand requests will be supplied only as available from current KINZE® Repair Parts stock. If a specific brand requested is not in stock, the brand available will be supplied.

# ROW MARKER ASSEMBLY, 16 ROW 30" AND 24 ROW 20"

(MKR16c/A11591)

Prior To Serial No. 750921

L.H. Side Shown



# ROW MARKER ASSEMBLY, 16 ROW 30" AND 24 ROW 20"

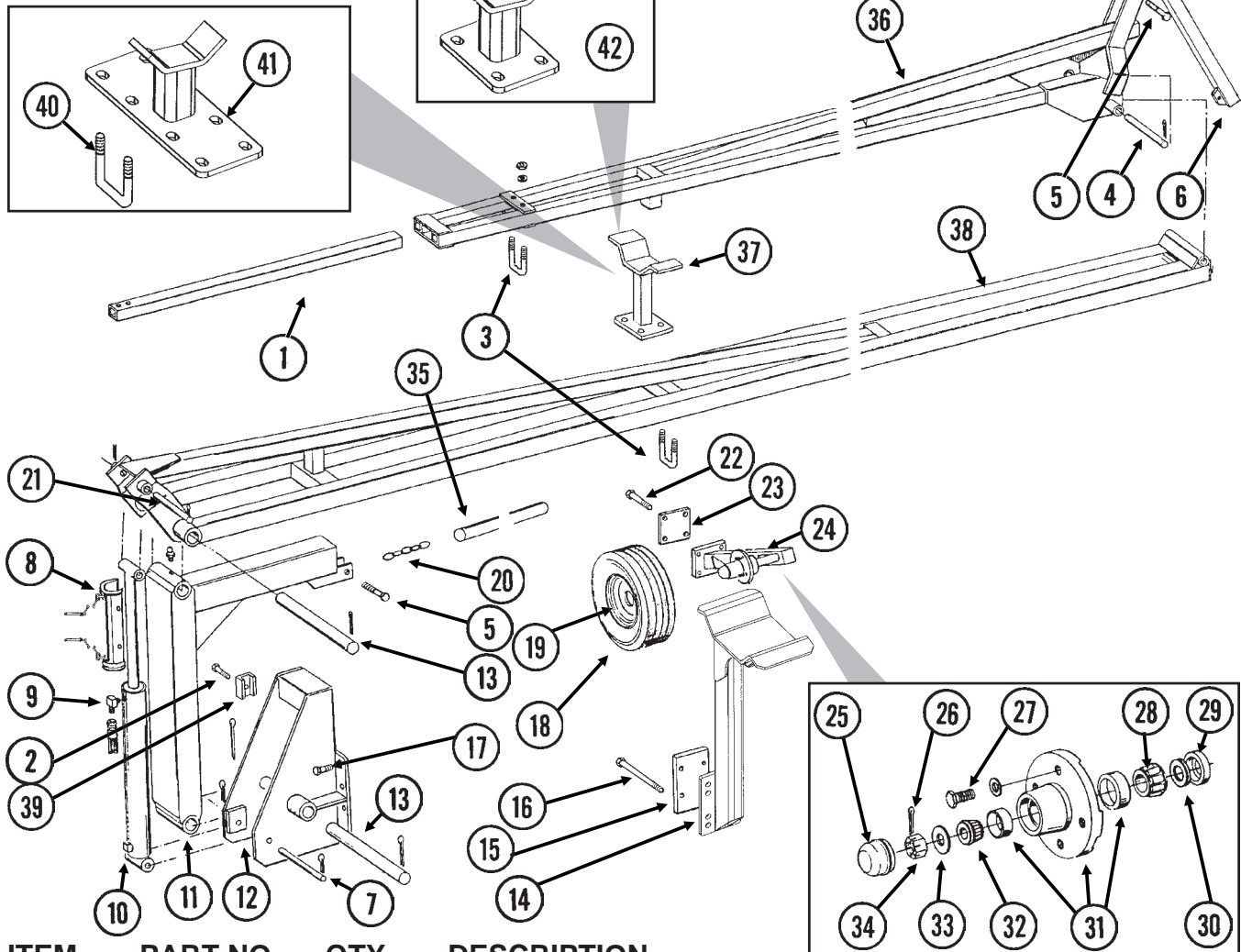
ITEM	PART NO.	QTY. (Per Assy.)	DESCRIPTION
1.	GA8170	1	Safety Lockup W/Detent Pins, 19 <sup>3</sup> / <sub>8</sub> "
	G10536	-	Detent Pin, 1/2" x 2 1/2" Grip
2.	G6801-08	-	Elbow W/O-Ring, 90°, 3/4"-16 Male JIC To O-Ring
	GR1037	-	O-Ring
	G6400-08-04	-	Connector W/O-Ring, 3/4"-16 Male JIC To 7/16"-20 O-Ring
	GR1465	-	O-Ring
3.	G10879	6	Flanged 12 Point Bolt, 5/8"-11 x 2", Special Hardened
	G10230	6	Lock Washer, 5/8"
	G10104	5	Hex Nut, 5/8"-11
4.	GD1701	1	Pin, 1 1/4" x 6 1/2"
	G10460	2	Cotter Pin, 1/4" x 2"
5.		-	See "Row Marker Cylinder", Page P115
6.	GD0652	1	Pin, 1 1/4" x 9 1/2"
	G10979	-	Special Washer, 1 1/4" (If Applicable)
	G10460	2	Cotter Pin, 1/4" x 2"
7.	GD7209	1	Pin, 1 1/4" x 11 1/2"
	G10049	1	Hex Head Cap Screw, 3/8"-16 x 2 1/2"
	G10108	1	Lock Nut, 3/8"-16
8.	GA4877	1	Mount
9.	GA4878	1	Arm W/Grease Fittings, First Stage, R.H.
	GA4983	-	Arm W/Grease Fittings, First Stage, L.H.
	G10641	-	Grease Fitting, 1/8" NPT
10.	GD0737	1	Pin, 1 1/4" x 13 1/4"
	G10460	2	Cotter Pin, 1/4" x 2"
11.	G10979	-	Special Washer, 1 1/4" (If Applicable)
	G10159	-	Machine Bushing, 1 1/4", 10 Gauge
	G10322	-	Machine Bushing, 1 1/4", 18 Gauge
12.	GA7118	-	Arm, Second Stage, 172 1/4"
13.	GD2721	3	U-Bolt, 2" x 2" x 1/2"-13
	G10228	6	Lock Washer, 1/2"
	G10102	6	Hex Nut, 1/2"-13
14.	GD0453-03	-	Extension Tube, 50"
15.	G10017	2	Hex Head Cap Screw, 1/2"-13 x 1 1/2"
	G10206	2	Washer, 1/2" SAE
	G10111	2	Lock Nut, 1/2"-13
16.	GA9088	1	Molded Stop, 12 1/4" Long
17.	GD10645	2	Bar
18.	GA7562	1	Stand, 38"
19.	G10152	4	Hex Head Cap Screw, 5/8"-11 x 9"
	G10230	4	Lock Washer, 5/8"
	G10104	4	Hex Nut, 5/8"-11
20.	G10226	2	Washer, 1 1/4" SAE
	G10322	2	Machine Bushing, 1 1/4", 18 Gauge
21.	GA11768	-	Pin W/Grease Fitting, 1 1/4" x 13"
	G10640	-	Grease Fitting, 1/4"-28
	G10463	-	Cotter Pin, 1/4" x 1 1/2"
22.	GA11569	-	Arm, First Stage, L.H. (Shown)
	GA11568	-	Arm, First Stage, R.H.
23.	GA11769	-	Pin W/Grease Fitting, 1 1/4" x 11 1/2"
	G10640	-	Grease Fitting, 1/4"-28
	G10463	-	Cotter Pin, 1/4" x 1 1/2"

# ROW MARKER ASSEMBLY, 16 ROW 38", 24 ROW 20", 24 ROW 22", 24 ROW 30" AND 36 ROW 20"

(FF101/A12803/FF18g)

L.H. Side Shown

Serial No. 750921 And On



ITEM PART NO. QTY. DESCRIPTION

(Per Assy.)

1.	GD0453-07	1	Extension Tube, 45", 24 Row 20", 24 Row 30" And 36 Row 20"
	GD0453-11	1	Extension Tube, 35", 16 Row 38", 24 Row 22"
2.	G10048	1	Hex Head Cap Screw, 3/8"-16 x 2"
	G10210	1	Washer, 3/8" USS
	G10229	1	Lock Washer, 3/8"
	G10101	1	Hex Nut, 3/8"-16
3.	GD2721	1-3	U-Bolt, 2" x 2" x 1/2"-13
	G10228	2-6	Lock Washer, 1/2"
	G10102	2-6	Hex Nut, 1/2"-13
4.	GD0704	1	Pin, 1 1/4" x 14"
	G10460	2	Cotter Pin, 1/4" x 2"
5.	G10033	3	Hex Head Cap Screw, 1/2"-13 x 3 1/2"
	G10038	-	Hex Head Cap Screw, 1/2"-13 x 3"
	G10581	-	Hex Head Cap Screw, 1/2"-13 x 2 1/4"
	G10111	3	Lock Nut, 1/2"-13
6.	GA6860	1	Bracket
7.	GD10186	1	Pin, 1 1/4" x 9 1/2"
	G10979	-	Special Washer, 1 1/4" (If Applicable)
	G10460	2	Cotter Pin, 1/4" x 2"
8.	GA8172	1	Safety Lockup W/Detent Pins, 20"
	G10536	-	Detent Pin, 1/2" x 2 1/2" Grip
9.	G6801-08	-	Elbow W/O-Ring, 90°, 3/4"-16 Male JIC To O-Ring
	G6400-08	-	Connector W/O-Ring, 3/4"-16 Male JIC To O-Ring
	GR1037	-	O-Ring
	G6400-08-04	-	Connector W/O-Ring, 3/4"-16 Male JIC To 7/16"-20 O-Ring
	GR1464	-	O-Ring

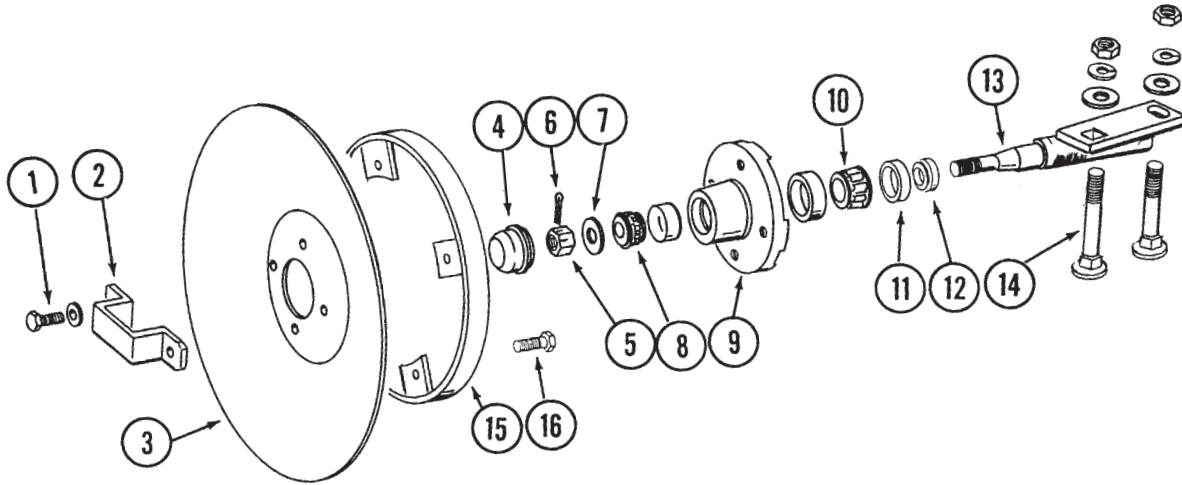
# ROW MARKER ASSEMBLY, 16 ROW 38", 24 ROW 20", 24 ROW 22", 24 ROW 30" AND 36 ROW 20"

ITEM	PART NO.	QTY. (Per Assy.)	DESCRIPTION
10.		-	See "Row Marker Cylinder", Page P115
11.	GA6870	1	Arm, First Stage
12.	GA4031	1	Mount W/Grease Fittings
	G10640	-	Grease Fitting, 1/4"-28
13.	GD0677	2	Pin, 2 1/8" x 15 3/4"
	G10461	4	Cotter Pin, 3/8" x 3"
14.	GA12434	1	Tire Support
15.	GD9622	1	Plate, 5 1/2" x 7 1/4"
16.	G10152	4	Hex Head Cap Screw, 5/8"-11 x 9"
	G10217	4	Washer, 5/8" USS
	G10230	4	Lock Washer, 5/8"
	G10104	4	Hex Nut, 5/8"-11
17.	G10027	8	Hex Head Cap Screw, 3/4"-10 x 2 1/2"
	G10028	-	Hex Head Cap Screw, 3/4"-10 x 3"
	G10026	-	Hex Head Cap Screw, 3/4"-10 x 2"
	G10231	8	Lock Washer, 3/4"
	G10105	6	Hex Nut, 3/4"-10
18.	GD0841	1	Tube Type Tire, 16" x 6.5" x 8" (Specify Brand*)
	GD1364	1	Tube (Not Shown)
19.	GA0246	1	Rim, T8 x 5.38" x 4"
20.	G3302-05	1	Coil Chain, No. 9/0, 79 Links, 16 Row 38", 24 Row 30" And 36 Row 20"
	G3302-10	-	Coil Chain, No. 9/0, 50 Links, 24 Row 20"
	G3302-01	-	Coil Chain, No. 9/0, 60 Links, 24 Row 22"
21.	GD9964	1	Pin, 1 1/4" x 10 1/2"
	G10979	-	Special Washer, 1 1/4" (If Applicable)
	G10460	2	Cotter Pin, 1/4" x 2"
22.	G10063	8	Hex Head Cap Screw, 3/8"-16 x 4"
	G10210	-	Washer, 3/8" USS (As Required)
	G10229	8	Lock Washer, 3/8"
	G10101	8	Hex Nut, 3/8"-16
23.	GD0692	2	Mounting Plate, 5" x 4"
24.	GA0160R	1	Support, R.H.
	GA0160L	-	Support, L.H. (Shown)
25.	GD0840	1	Dust Cap
26.	G10544	1	Cotter Pin, 5/32" x 1"
27.	G10722	4	Hex Head Cap Screw, 1/2"-20 x 1"
	G10228	4	Lock Washer, 1/2"
28.	GA0245	1	Bearing
29.	GA0243	1	Grease Seal
30.	GA0899	1	Rubber Seal
31.	GA0167	1	Hub W/Cups
	GR0151	-	Outer Cup
	GR0150	-	Inner Cup
32.	GA0257	1	Bearing
33.	G10724	1	Washer, 5/8" SAE
34.	G10725	1	Slotted Hex Nut, 5/8"-18
35.	GD10674-01	1	Nylon Cover, 141", 16 Row 38", 24 Row 30" And 36 Row 20"
	GD10674-04	-	Nylon Cover, 100", 24 Row 20" And 24 Row 22"
36.	GA9555	1	Arm W/Grease Fittings, Third Stage, 65", 16 Row 38" (Shown)
	GA12690	-	Arm W/Grease Fittings, Third Stage, 57", 24 Row 20"
	GA12695	-	Arm W/Grease Fittings, Third Stage, 65", 24 Row 22"
	GA9103	-	Arm W/Grease Fittings, Third Stage, 117", 24 Row 30" And 36 Row 20"
	G10640	-	Grease Fitting, 1/4"-28
37.	GA9101	1	Stop Weld, 24 Row 22", 24 Row 30" And 36 Row 20"
38.	GA9102	1	Arm W/Grease Fittings, Second Stage, 185", 16 Row 38", 24 Row 30" And 36 Row 20"
	GA12692	-	Arm W/Grease Fittings, Second Stage, 120", 24 Row 20"
	GA9612	-	Arm W/Grease Fittings, Second Stage, 136", 24 Row 22"
	G10640	-	Grease Fitting, 1/4"-28
39.	GD0776	1	Hose Clamp, 3/4" x 2" x 2 1/2"
40.	GD1138	8	U-Bolt, 2 1/2" x 2 1/2" x 1/2"-13, 16 Row 38"
	G10228	16	Lock Washer, 1/2"
	G10102	16	Hex Nut, 1/2"-13
41.	GA11354	1	Stop Weld, 16 Row 38"
42.	GA12803	1	Stop Weld, 24 Row 20"
A.	GA0542	-	Tire And Rim Assembly (Items 18 And 19)

\* Specific brand requests will be supplied only as available from current KINZE® Repair Parts stock. If a specific brand requested is not in stock, the brand available will be supplied.

# ROW MARKER SPINDLE/HUB/BLADE

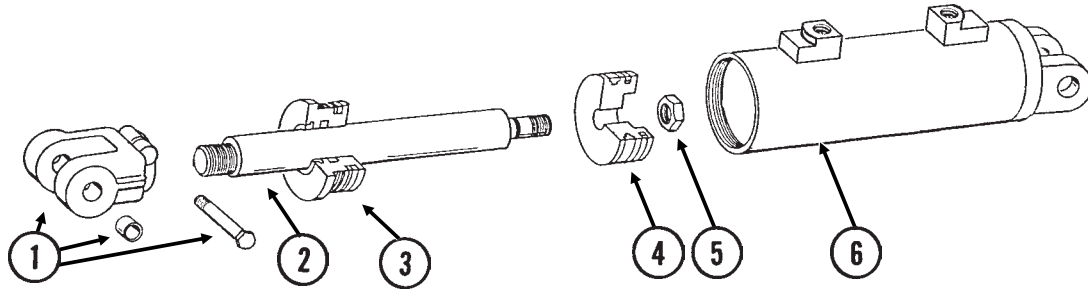
MKR020(MKR4)



ITEM	PART NO.	QTY. (Per Assy.)	DESCRIPTION
1.	G10722	4	Hex Head Cap Screw, 1/2"-20 x 1"
	G10228	4	Lock Washer, 1/2"
2.	GD2597	1	Retainer
3.	GD0746	1	Disc Blade, Solid, 16" (Shown)
	GD10283	-	Disc Blade, Notched, 16" (Optional)
4.	GD0840	1	Dust Cap
5.	G10725	1	Slotted Hex Nut, 5/8"-18
6.	G10544	1	Cotter Pin, 5/32" x 1"
7.	G10724	1	Washer, 5/8" SAE
8.	GA0257	1	Bearing
9.	GA0167	1	Hub W/Cups, 4 Bolt
	GR0151	-	Outer Cup
	GR0150	-	Inner Cup
10.	GA0245	1	Bearing
11.	GA0243	1	Grease Seal
12.	GA0899	1	Rubber Seal
13.	GA1677	1	Spindle, L.H. (Shown)
	GA1676	-	Spindle, R.H.
14.	G10844	2	Carriage Bolt, 1/2"-13 x 3 1/2"
	G10168	2	Machine Bushing, 1/2", 7 Gauge
	G10228	2	Lock Washer, 1/2"
	G10102	2	Hex Nut, 1/2"-13
15.	GA5853	1	Depth Band
16.	G10019	4	Hex Head Cap Screw, 5/16"-18 x 1"
	G10109	4	Lock Nut, 5/16"-18, Grade 8
A.	GA1679	-	Hub And Spindle Assembly, L.H. (Items 1, 2, 5-11 And 13-15)
	GA1678	-	Hub And Spindle Assembly, R.H. (Items 1, 2, 5-11 And 13-15)

# MASTER CYLINDER, ALL SIZES

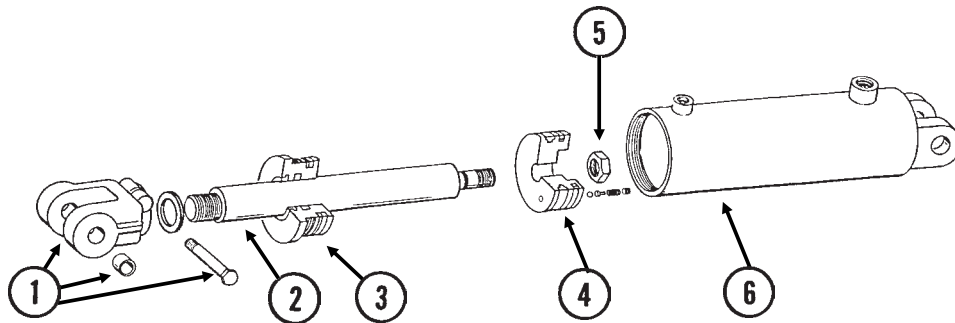
(CYL33d)



ITEM	PART NO.	QTY.	DESCRIPTION
1.	GA8130	1	Clevis W/Bushings, Hex Head Cap Screw And Hex Nut
	GD11751	2	Steel Bushing, 1" Wide
	G10939	1	Hex Head Cap Screw, 3/8"-16 x 2 1/4"
	G10101	1	Hex Nut, 3/8"-16
2.	GD12521	1	Rod
3.	GD12522	1	Gland
4.	GD12525	1	Piston
5.	G10958	1	Lock Nut, 1"-14
6.	A8927	1	Barrel <b>(Non-Stock Item)</b>
A.	GA8928	-	Cylinder Complete, 4 1/2" x 10" <i>(Part Number Stamped On Barrel)</i>
B.	GR1530	-	Seal Kit, Includes: (1) Wiper, (1) U-Cup, (2) O-Rings, (1) BU Ring, (2) Cast Iron Rings, (1) Seal, (1) Energizer

# SLAVE CYLINDER, ALL SIZES

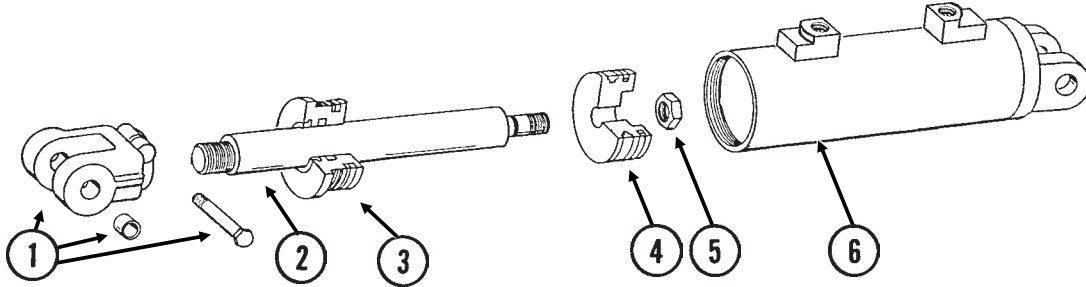
CYL055(CYL15d)



ITEM	PART NO.	QTY.	DESCRIPTION
1.	GA8130	1	Clevis W/Bushings, Hex Head Cap Screw And Hex Nut
	GD11751	2	Steel Bushing, 1" Wide
	G10939	1	Hex Head Cap Screw, 3/8"-16 x 2 1/4"
	G10101	1	Hex Nut, 3/8"-16
2.	GD12564	1	Rod
3.	GD12572	1	Gland
4.	GA8962	1	Piston W/Rephasing Valve
	GR1169	-	Rephasing Valve Replacement Kit (Set Screw, Guide, 2 Springs And Ball)
5.	G10958	1	Lock Nut, 1"-14
6.	A8960	1	Barrel <b>(Non-Stock Item)</b>
A.	GA8961	-	Cylinder Complete, 4 3/4" x 20" <i>(Part Number Stamped On Barrel)</i>
B.	GR1546	-	Seal Kit, Includes: (1) Wiper, (1) U-Cup, (2) O-Rings, (1) BU Ring, (2) Cast Iron Rings, (1) Seal, (1) Energizer

# ASSIST CYLINDER, 36 ROW 20"

(CYL33d)



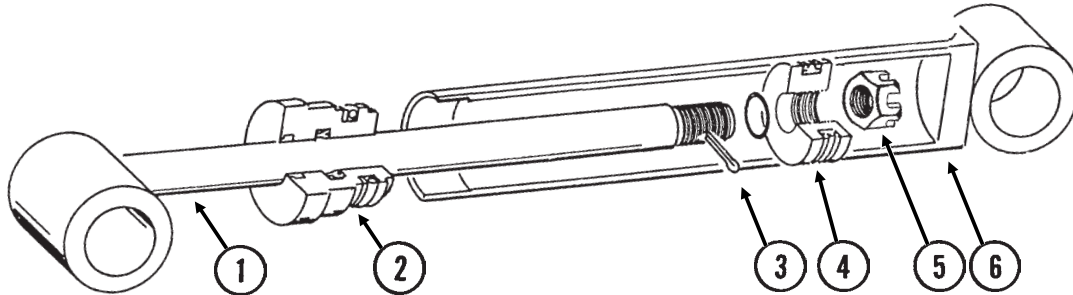
ITEM	PART NO.	QTY.	DESCRIPTION
1.	GA8130	1	Clevis W/Bushings, Hex Head Cap Screw And Hex Nut
	GD11751	2	Steel Bushing, 1" Wide
	G10939	1	Hex Head Cap Screw, $\frac{3}{8}$ "-16 x 2 $\frac{1}{4}$ "
	G10101	1	Hex Nut, $\frac{3}{8}$ "-16
2.	GD16202	1	Rod
3.	GD11984	1	Gland
4.	GD16200	1	Piston
5.	G10958	1	Lock Nut, 1"-14
6.	A11072	1	Barrel ( <b>Non-Stock Item</b> )
A.	GA11073	-	Cylinder Complete, 3" x 10" ( <i>Part Number Stamped On Barrel</i> )
B.	GR1740	-	Seal Kit, Includes: (1) Wiper, (1) U-Cup, (2) O-Rings, (1) BU Ring, (2) Cast Iron Rings, (1) Seal, (1) Energizer

# ROW MARKER (Cushion) CYLINDER, 16 ROW 30" AND 24 ROW 20" (Prior To Serial No. 750921)

(CYL03b)

$\frac{3}{4}$ "-16 O-Ring Port

$\frac{7}{16}$ "-20 O-Ring Port

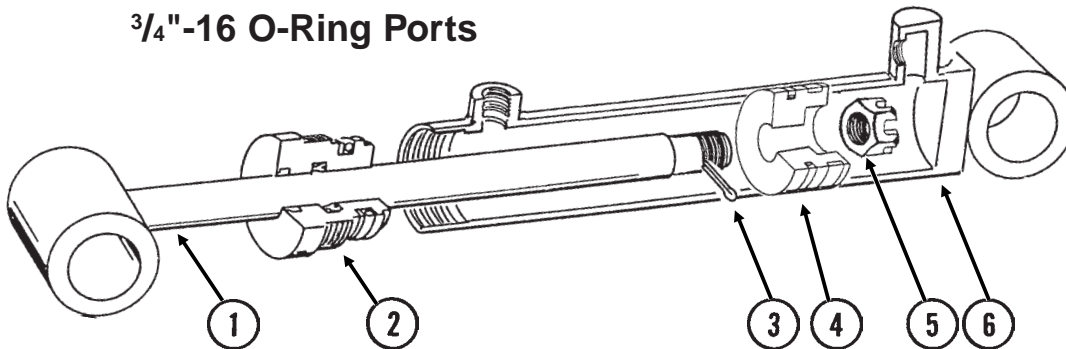


ITEM	PART NO.	QTY.	DESCRIPTION
1.	GA8871	1	Rod Assembly
2.	GD10207	1	Gland
3.	G10827	1	Cotter Pin, $\frac{1}{8}$ " x $1\frac{3}{4}$ "
4.	GD11983	1	Piston
5.	G10962	1	Slotted Hex Nut, $\frac{7}{8}$ "-14
6.	A7524	1	Barrel <b>(Non-Stock Item)</b>
A.	GA8895	-	Cylinder Complete, $2\frac{1}{2}$ " x $20\frac{1}{16}$ " (Part Number Stamped On Barrel)
B.	GR1521	-	Seal Kit, Includes: (1) T-Seal, (2) O-Rings, (1) BU Ring, (1) Cast Iron Ring, (1) Wiper, (1) U-Cup

# ROW MARKER (Cushion) CYLINDER, 16 ROW 38", 24 ROW 20" (Serial No. 750921 And On) 24 ROW 22", 24 ROW 30" AND 36 ROW 20"

(CYL032d)

$\frac{3}{4}$ "-16 O-Ring Ports

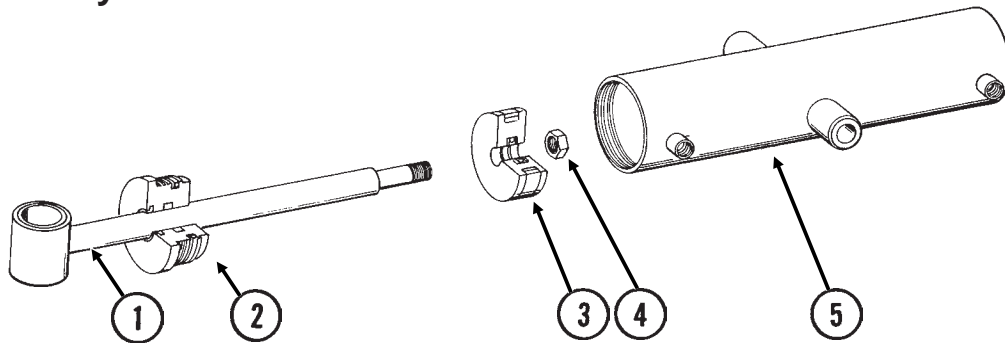


ITEM	PART NO.	QTY.	DESCRIPTION
1.	GA8948	1	Rod Assembly
2.	GD12548	1	Gland
3.	G10984	1	Cotter Pin, $\frac{3}{16}$ " x $2\frac{1}{2}$ "
4.	GD12550	1	Piston
5.	G10983	1	Slotted Hex Nut, $1\frac{1}{8}$ "-12
6.	A8950	1	Barrel <b>(Non-Stock Item)</b>
A.	GA8951	-	Cylinder Complete, $3\frac{1}{2}$ " x 20" (Part Number Stamped On Barrel)
B.	GR1532	-	Seal Kit, Includes: (2) O-Rings, (1) U-Cup, (1) Wiper, (1) T-Seal, (1) BU Ring, (1) Cast Iron Ring

# HELPER CYLINDER, ALL SIZES

(CYL17a)

## R.H. Side Only

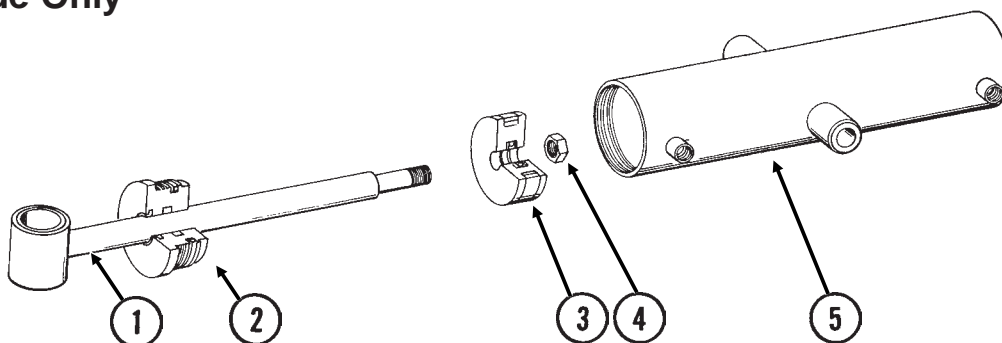


ITEM	PART NO.	QTY.	DESCRIPTION
1.	GA8910	1	Rod Assembly W/Grease Fitting
	G10640	-	Grease Fitting, 1/4"-28
2.	GD11988	1	Gland
3.	GD11997	1	Piston
4.	G10958	1	Lock Nut, 1"-14
5.	A8300	1	Barrel ( <b>Non-Stock Item</b> )
A.	GA8906	-	Cylinder Complete, 4" x 13 5/8" ( <i>Part Number Stamped On Barrel</i> )
B.	GR1525	-	Seal Kit, Includes: (2) O-Rings, (1) BU Ring, (1) U-Cup, (1) Wiper, (1) T-Seal

# HELPER CYLINDER, ALL SIZES

CYL055(CYL17a)

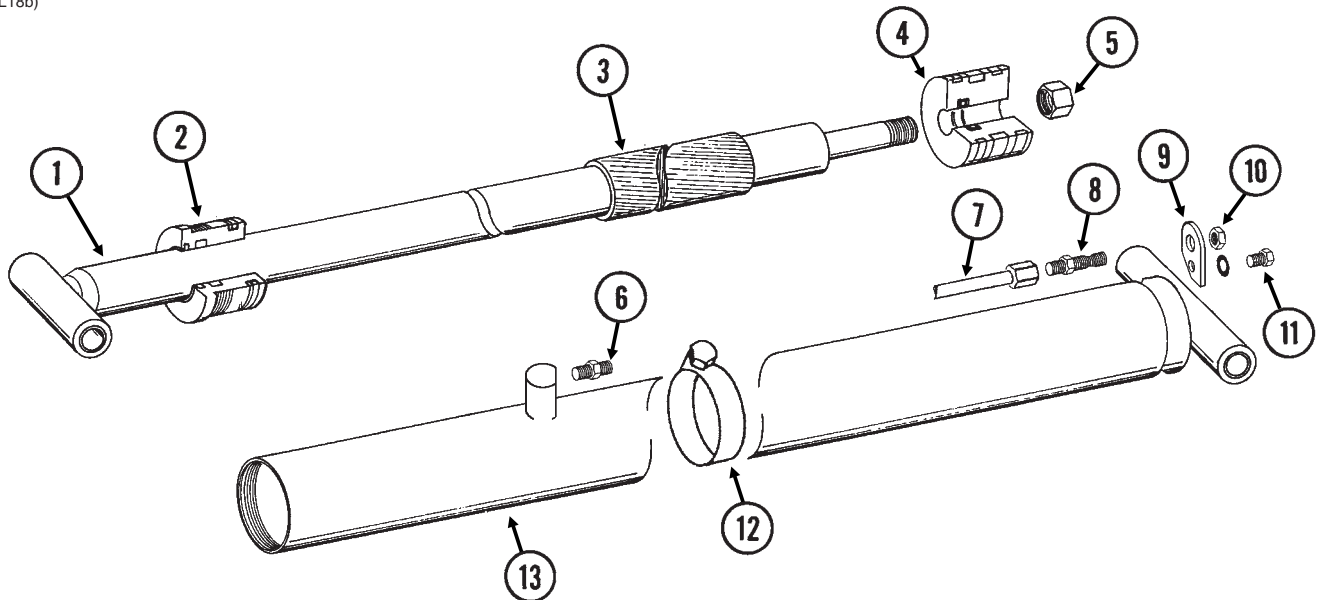
## L.H. Side Only



ITEM	PART NO.	QTY.	DESCRIPTION
1.	GA8907	1	Rod Assembly W/Grease Fitting
	G10640	-	Grease Fitting, 1/4"-28
2.	GD11988	1	Gland
3.	GD11997	1	Piston
4.	G10958	1	Lock Nut, 1"-14
5.	A6852	1	Barrel ( <b>Non-Stock Item</b> )
A.	GA8905	-	Cylinder Complete, 4" x 15 5/32" ( <i>Part Number Stamped On Barrel</i> )
B.	GR1525	-	Seal Kit, Includes: (2) O-Rings, (1) BU Ring, (1) U-Cup, (1) Wiper, (1) T-Seal

# TONGUE CYLINDER, 16 ROW 38", 24 ROW 20" AND 24 ROW 22"

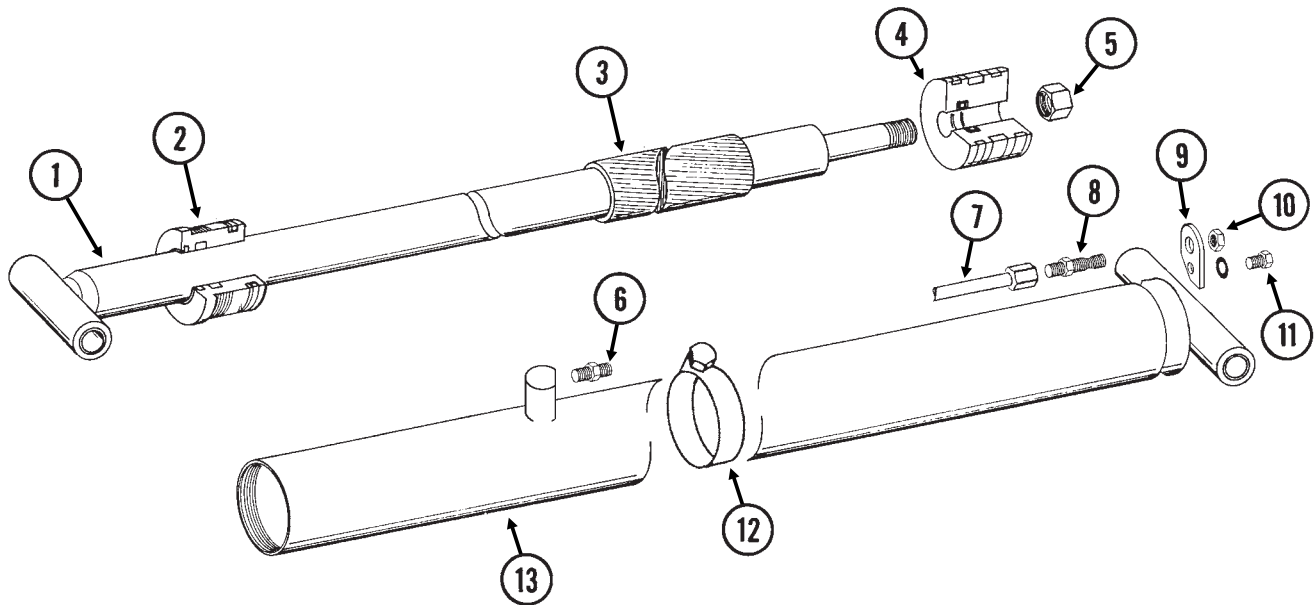
(CYL18b)



ITEM	PART NO.	QTY.	DESCRIPTION
1.	GA9576	1	Rod Assembly
2.	GD13448	1	Gland
3.	GD13453	1	Spacer
4.	GD13449	1	Piston
5.	G10972	1	Lock Nut, 1 1/4"-12
6.	G6400-08-04	1	Connector W/O-Ring, 3/4"-16 Male JIC To 7/16"-20 O-Ring
	GR1465	-	O-Ring
7.	GA10145	1	Steel Hydraulic Line, 145 15/16"
8.	G2700-08	1	Bulkhead Tube Union, 3/4"-16 Male JIC
9.	GD13643	1	Bracket
10.	G306-08	1	Lock Nut, 3/4"-16
11.	G10328	1	Hex Head Cap Screw, 3/8"-16 x 5/8"
	G10229	1	Lock Washer, 3/8"
12.	G11089	1	Hose Clamp
13.	GA9578	1	Barrel
A.	GA9579	-	Cylinder Complete, 4" x 132 1/2" ( <i>Part Number Stamped On Barrel</i> )
B.	GR1599	-	Seal Kit, Includes: (2) O-Rings, (1) BU Ring, (3) Wear Rings, (1) Piston Seal, (1) U-Cup, (1) Wiper, (1) Expander

# TONGUE CYLINDER, 24 ROW 30" AND 36 ROW 20"

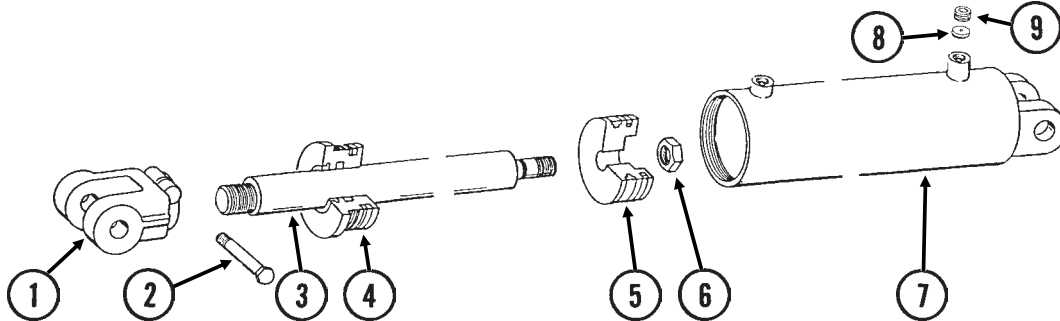
(CYL18b)



ITEM	PART NO.	QTY.	DESCRIPTION
1.	GA9580	1	Rod Assembly
2.	GD13448	1	Gland
3.	GD13456	1	Spacer
4.	GD13449	1	Piston
5.	G10972	1	Lock Nut, 1 1/4"-12
6.	G2700-08	1	Bulkhead Tube Union, 3/4"-16 Male JIC
7.	GA10146	1	Steel Hydraulic Line, 178 1/4"
8.	G6400-08-04	1	Connector W/O-Ring, 3/4"-16 Male JIC To 7/16"-20 O-Ring
	GR1465	-	O-Ring
9.	GD13643	1	Bracket
10.	G306-08	1	Lock Nut, 3/4"-16
11.	G10328	1	Hex Head Cap Screw, 3/8"-16 x 5/8"
	G10229	1	Lock Washer, 3/8"
12.	G11089	1	Hose Clamp
13.	GA9582	1	Barrel
A.	GA9583	-	Cylinder Complete, 4" x 162" (Part Number Stamped On Barrel)
B.	GR1599	-	Seal Kit, Includes: (2) O-Rings, (1) BU Ring, (3) Wear Rings, (1) Piston Seal, (1) U-Cup, (1) Wiper, (1) Expander

# HITCH PARALLEL LINKAGE CYLINDER, ALL SIZES

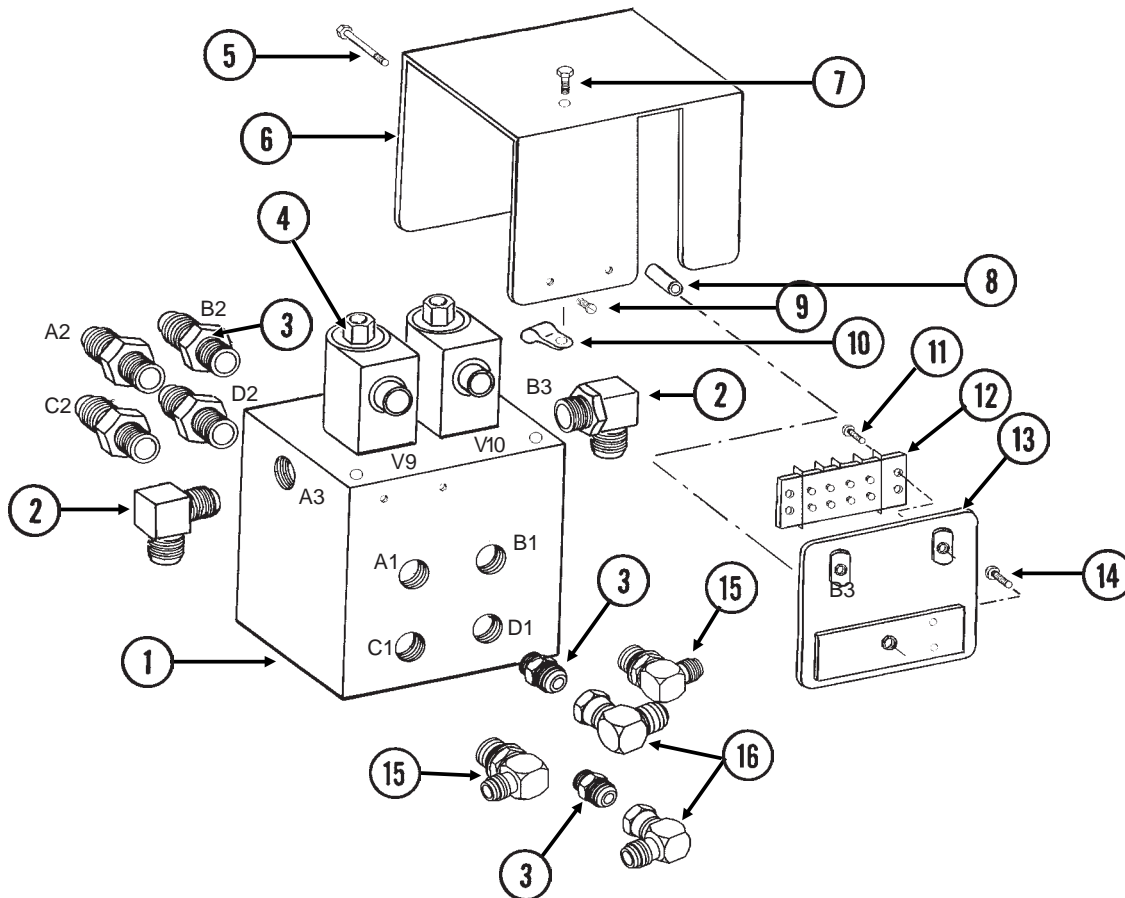
(CYL15c)



ITEM	PART NO.	QTY.	DESCRIPTION
1.	GD11951	1	Clevis
2.	G10939	1	Hex Head Cap Screw, $\frac{3}{8}$ "-16 x 2 $\frac{1}{4}$ "
	G10108	1	Lock Nut, $\frac{3}{8}$ "-16
3.	GD12580	1	Rod
4.	GD14244	1	Gland
5.	GD14223	1	Piston
6.	G10969	1	Lock Nut, $\frac{7}{8}$ "-14
7.	A8969	1	Barrel ( <b>Non-Stock Item</b> )
8.	GD12589	1	Orifice Plate
9.	G10987	1	Hollow Lock Screw, $\frac{3}{4}$ "-16 x $\frac{3}{8}$ "
A.	GA9941	-	Cylinder Complete, 3 $\frac{1}{2}$ " x 20" ( <i>Part Number Stamped On Barrel</i> )
B.	GR1638	-	Seal Kit, Includes: (1) T-Seal, (2) O-Rings, (1) BU Ring, (1) U-Cup, (1) Wiper, (1) Wear Ring

# VALVE BLOCK ON FRONT HITCH

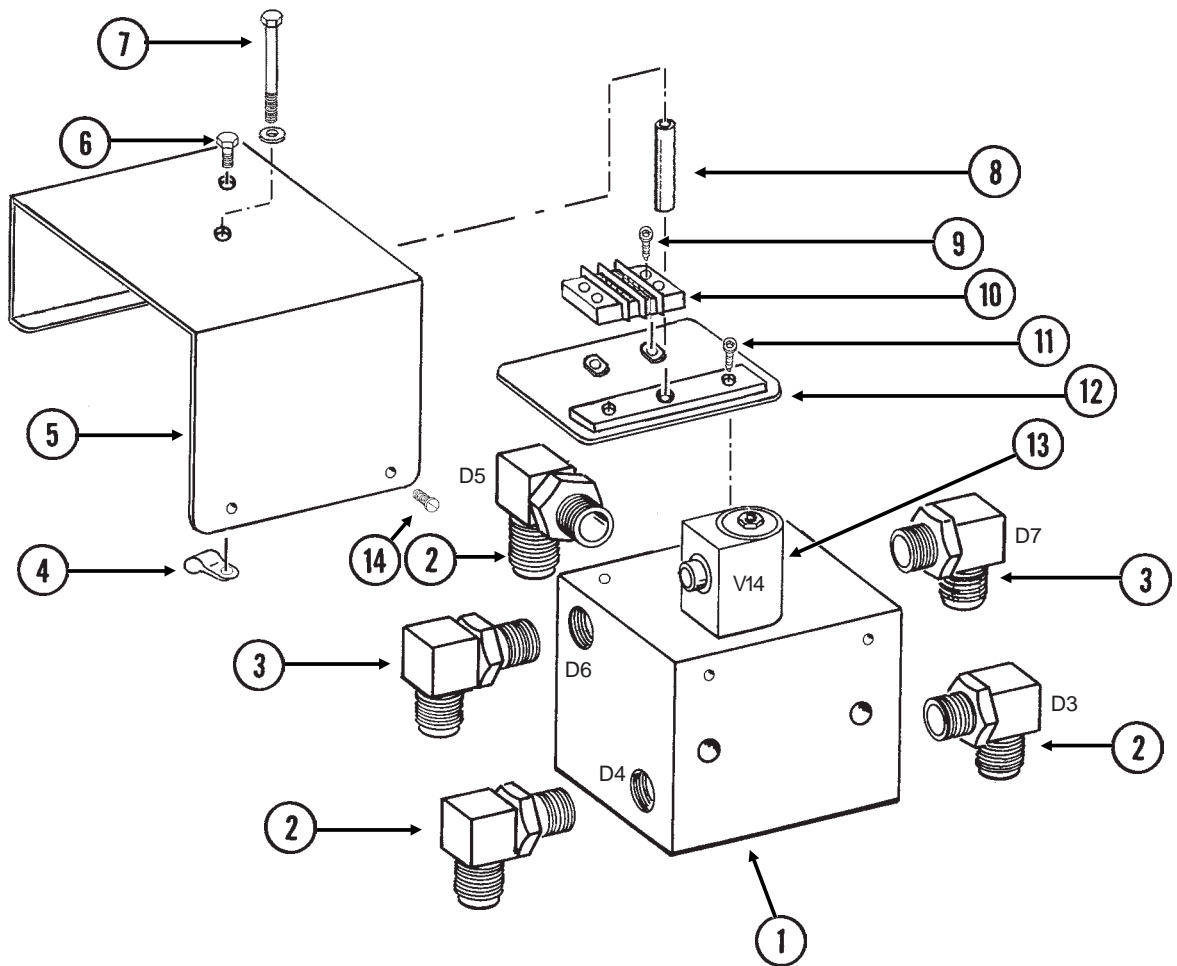
(FF19c)



ITEM	PART NO.	QTY.	DESCRIPTION
1.	GD9531	1	Block
2.	G6801-08	2	Elbow W/O-Ring, 90°, 3/4"-16 Male JIC To O-Ring
	GR1037	-	O-Ring
3.	G6400-10-08	6	Connector W/O-Ring, 7/8"-14 Male JIC To 3/4"-16 O-Ring
	GR1037	-	O-Ring
4.		-	See "Solenoid Valve (G1K276)", Page P129
5.	G10133	1	Hex Head Cap Screw, 5/16"-18 x 1 1/2"
	G10232	1	Lock Washer, 5/16"
6.	GD13365	1	Cover
7.	G10054	1	Hex Head Cap Screw, 5/16"-18 x 1/2"
	G10232	1	Lock Washer, 5/16"
	G10106	1	Hex Nut, 5/16"-18
8.	GD8066-02	1	Sleeve, 1" Long
9.	G10977	2	Phillips Pan Head Machine Screw, No. 10-24 x 1/2", Stainless Steel
10.	GD13348	1	Insulated Clamp, 11/16"
11.	G11067	2	Phillips Pan Head Machine Screw, No. 8-32 x 3/4", Stainless Steel
12.	GA9510	1	Terminal Strip W/Screws, No. 6, 4 Terminal
	GR1635	-	Screw, No. 6-32 x 1/4"
13.	GA9518	1	Terminal Strip Mount
14.	G11066	2	Phillips Pan Head Machine Screw, No. 10-24 x 3/4", Stainless Steel
15.	G6801-10-08	2	Elbow W/O-Ring, 90°, 7/8"-14 Male JIC To 3/4"-16 O-Ring
	GR1037	-	O-Ring
16.	G6500-10	2	Swivel Elbow, 90°, 7/8"-14 Male JIC To Female

# VALVE BLOCK ON TOWER ASSEMBLY

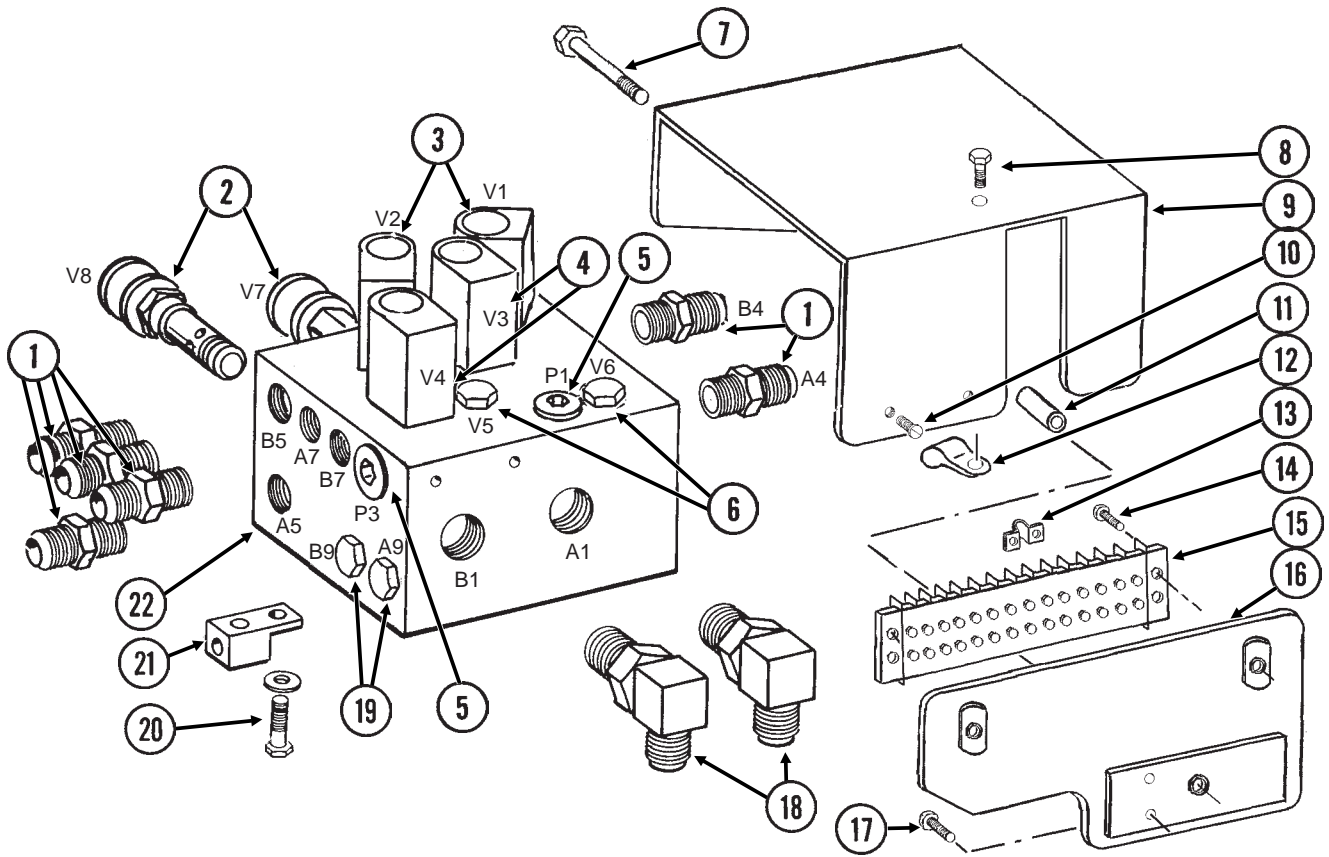
(FF20a)



ITEM	PART NO.	QTY.	DESCRIPTION
1.	GD9536	1	Block
2.	G6801-10-08	3	Elbow W/O-Ring, 90°, 7/8"-14 Male JIC To 3/4"-16 O-Ring
	GR1037	-	O-Ring
3.	G6801-08	2	Elbow W/O-Ring, 90°, 3/4"-16 Male JIC To O-Ring
	GR1037	-	O-Ring
4.	GD13348	1	Insulated Clamp, 1 1/16"
5.	GD13366	1	Cover
6.	G10054	1	Hex Head Cap Screw, 5/16"-18 x 1/2"
	G10232	1	Lock Washer, 5/16"
	G10106	1	Hex Nut, 5/16"-18
7.	G10583	1	Hex Head Cap Screw, 5/16"-18 x 2 3/4"
	G10232	1	Lock Washer, 5/16"
8.	GD8066-03	1	Sleeve, 2 5/16" Long
9.	G11067	2	Phillips Pan Head Machine Screw, No. 8-32 x 3/4", Stainless Steel
10.	GA9511	1	Terminal Strip W/Screws, No. 6, 2 Terminal
	GR1635	-	Screw, No. 6-32 x 1/4"
11.	G11066	2	Phillips Pan Head Machine Screw, No. 10-24 x 3/4", Stainless Steel
12.	GA9519	1	Terminal Strip Mount
13.		-	See "Solenoid Valve (G1K275)", Page P129
14.	G10977	2	Phillips Pan Head Machine Screw, No. 10-24 x 1/2", Stainless Steel

# VALVE BLOCK ON R.H. WING

(FF21a)



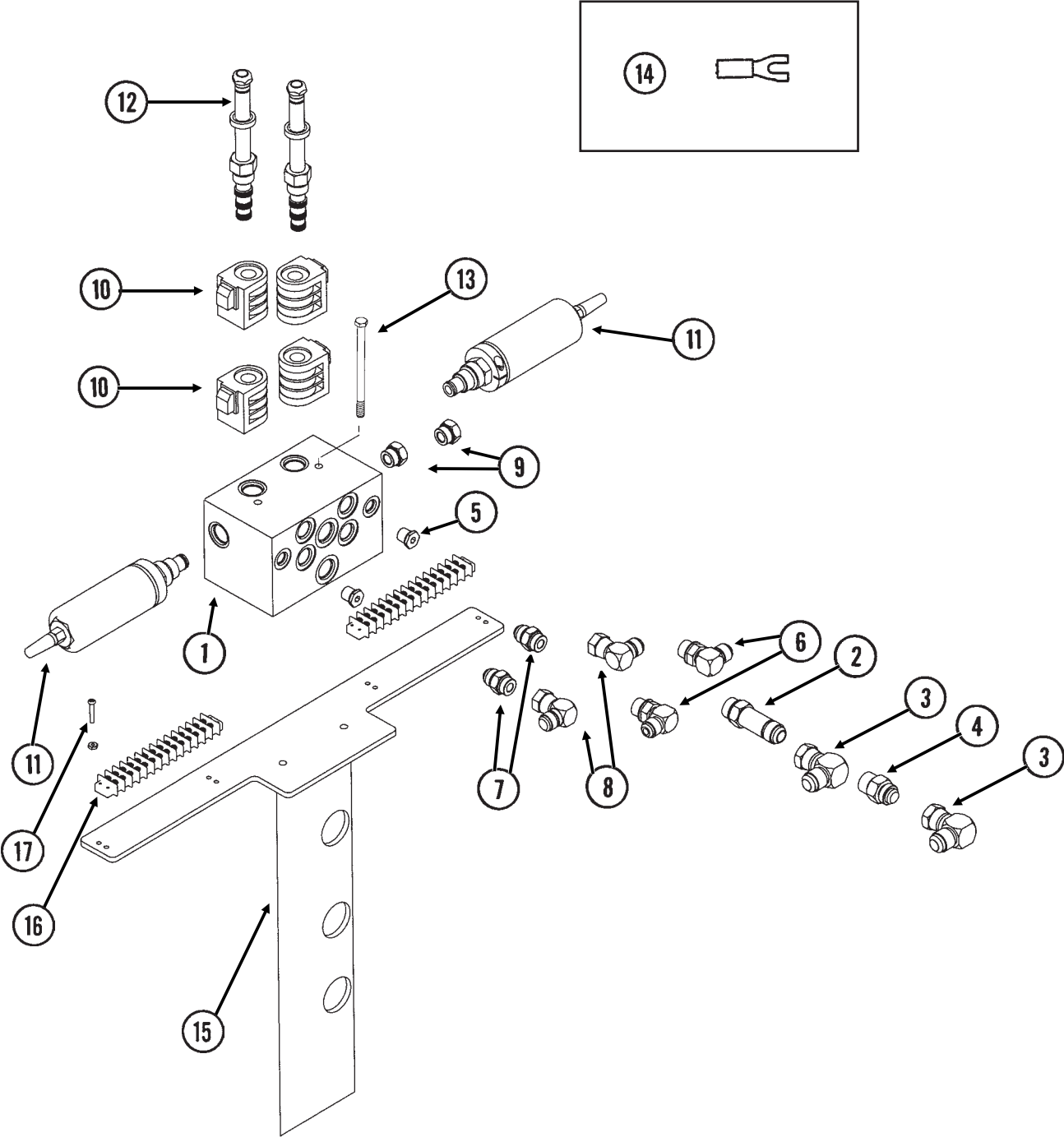
# VALVE BLOCK ON R.H. WING

---

ITEM	PART NO.	QTY.	DESCRIPTION
1.	G6400-08 GR1037	6 -	Connector W/O-Ring, $\frac{3}{4}$ "-16 Male JIC To O-Ring O-Ring
2.		-	See "Flow Control Valve", Page P130
3.		-	See "Solenoid Valve (G1K275 )", Page P129
4.		-	See "Solenoid Valve (G1K276 )", Page P129
5.	G6408-H06-O GR1045	5 -	Hex Socket Head Plug W/O-Ring, $\frac{9}{16}$ "-18 O-Ring O-Ring
6.	G6408-10 GR1466	2 -	Plug W/O-Ring, $\frac{7}{8}$ "-14 O-Ring O-Ring
7.	G10133 G10232	1 2	Hex Head Cap Screw, $\frac{5}{16}$ "-18 x 1 $\frac{1}{2}$ " Lock Washer, $\frac{5}{16}$ "
8.	G10054 G10232 G10106	1 1 1	Hex Head Cap Screw, $\frac{5}{16}$ "-18 x $\frac{1}{2}$ " Lock Washer, $\frac{5}{16}$ " Hex Nut, $\frac{5}{16}$ "-18
9.	GD13146	1	Cover
10.	G10977	2	Phillips Pan Head Machine Screw, No. 10-24 x $\frac{1}{2}$ ", Stainless Steel
11.	GD8066-02	1	Sleeve, 1" Long
12.	GD13348	1	Insulated Clamp, $\frac{11}{16}$ "
13.	GD13310	1	Jumper, $\frac{7}{16}$ "
14.	G11067	2	Phillips Pan Head Machine Screw, No. 8-32 x $\frac{3}{4}$ ", Stainless Steel
15.	GA9097 GR1635	1 -	Terminal Strip W/Screws, No. 6, 14 Terminal Screw, No. 6-32 x $\frac{1}{4}$ "
16.	GA9095	1	Terminal Strip, Mount
17.	G11066	2	Phillips Pan Head Machine Screw, No. 10-24 x $\frac{3}{4}$ ", Stainless Steel
18.	G6801-10 GR1466	2 -	Elbow W/O-Ring, 90°, $\frac{7}{8}$ "-14 Male JIC To O-Ring O-Ring
19.	G6408-08 GR1037	6 -	Plug W/O-Ring, $\frac{3}{4}$ "-16 O-Ring O-Ring
20.	G10019 G10043 G10232	1 1 2	Hex Head Cap Screw, $\frac{5}{16}$ "-18 x 1" Hex Head Cap Screw, $\frac{5}{16}$ "-18 x $\frac{3}{4}$ " Lock Washer, $\frac{5}{16}$ "
21.	GA3584	1	Ground Clamp
22.	GD9533	1	Block

# SDS MANIFOLD BLOCK

(FF130/A9481)



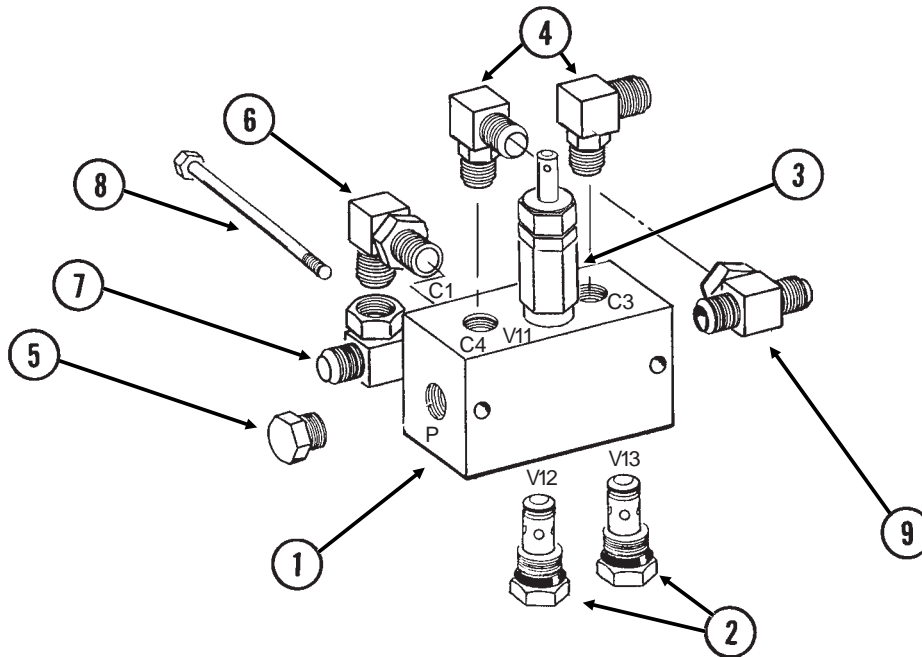
# SDS MANIFOLD BLOCK

---

ITEM	PART NO.	QTY.	DESCRIPTION
1.	GD16500	1	Block
2.	G6400-L-10	1	Long Connector W/O-Ring, 7/8"-14 Male JIC To O-Ring
	GR1466	-	O-Ring
3.	G6500-10	2	Swivel Elbow, 90°, 7/8"-14 Male JIC To Female
4.	GA11360	1	Check Valve
5.	G6408-H06-0	2	Hex Socket Head Plug W/O-Ring, 9/16"-18 O-Ring
	GR1045	-	O-Ring
6.	G6801-08	2	Elbow W/O-Ring, 90°, 3/4"-16 Male JIC To O-Ring
	GR1037	-	O-Ring
7.	G6400-08	2	Connector W/O-Ring, 3/4"-16 Male JIC To O-Ring
	GR1037	-	O-Ring
8.	G6500-08	2	Swivel Elbow, 90°, 3/4"-16 Male JIC To Female
9.	G6408-08	2	Plug W/O-Ring, 3/4"-16 O-Ring
	GR1037	-	O-Ring
10.	GR1748	4	Coil
11.	GA10987	2	Flow Control Cartridge
12.	GA11365	2	Spool Valve
13.	G11935	2	Hex Head Cap Screw, 1/4"-20 x 5"
	G10209	4	Washer, 1/4" USS
	G10110	2	Lock Nut, 1/4"-20
14.	G10996	-	Fork Terminal
15.	GA12471	1	Mount
16.		-	Terminal Strip, See "Electrical Components (SDS Control Console)", Pages P140 And P141
17.	G11201	8	Phillips Pan Head Machine Screw, No. 8-32 x 1", Stainless Steel
	G11202	8	Lock Nut W/Nylon Insert, No. 8-32, Stainless Steel
A.	GR1756	-	Seal Kit For Coil, Includes: (6) BU Rings, (4) O-Rings

# VALVE BLOCK ON L.H. WING

VVB030(FF22c)



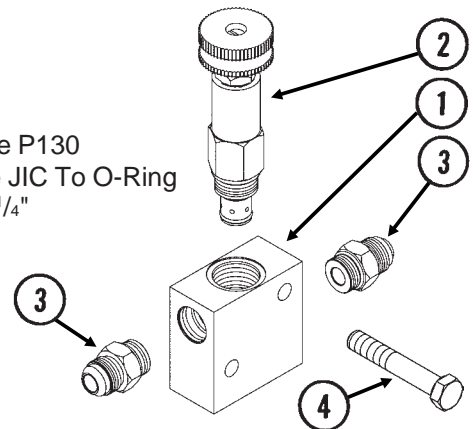
ITEM	PART NO.	QTY.	DESCRIPTION
1.	GD9535	1	Block
2.		-	See "Check Valve", Page P131
3.		-	See "Pressure Relief Valve", Page P130
4.	G6801-08	2	Elbow W/O-Ring, 90°, 3/4"-16 Male JIC To O-Ring
	GR1037	-	O-Ring
5.	G6408-06	1	Plug W/O-Ring, 9/16"-18 O-Ring
	GR1045	-	O-Ring
6.	G6801-10-08	1	Elbow W/O-Ring, 90°, 7/8"-14 Male JIC To 3/4"-16 O-Ring
	GR1037	-	O-Ring
7.	G6600-10	1	Swivel Tee, 7/8"-14 JIC
8.	G10746	2	Hex Head Cap Screw, 1/4"-20 x 2 3/4"
	G10227	2	Lock Washer, 1/4"
	G10103	2	Hex Nut, 1/4"-20
9.	G6600-08	1	Swivel Tee, 3/4"-16 JIC

# VALVE BLOCK ON L.H AND R.H. WHEEL MODULE

36 Row 20" Only

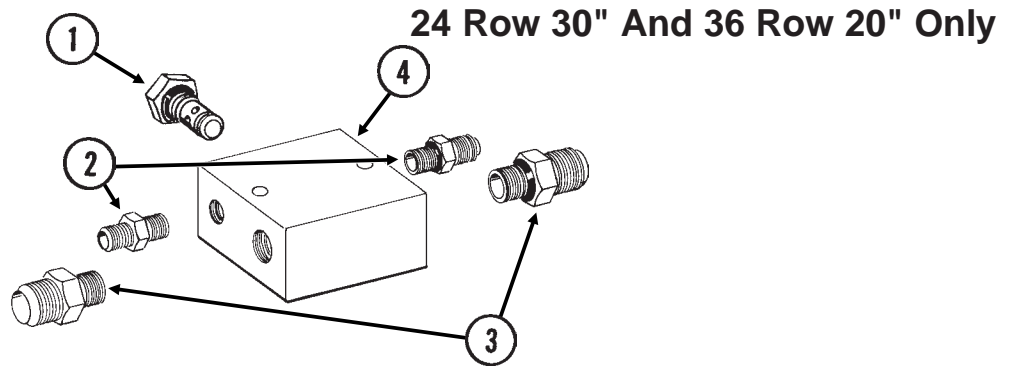
(FF103)

ITEM	PART NO.	QTY.	DESCRIPTION
1.	GA12113	1	Block
2.		-	See "Pressure Relief Valve", Page P130
3.	G6400-08	1	Connector W/O-Ring, 3/4"-16 Male JIC To O-Ring
4.	G10939	2	Hex Head Cap Screw, 3/8"-16 x 2 1/4"
	G10229	2	Lock Washer, 3/8"
	G10101	2	Hex Nut, 3/8"-16



# JUNCTION BLOCK - LOCATED ON L.H. WING

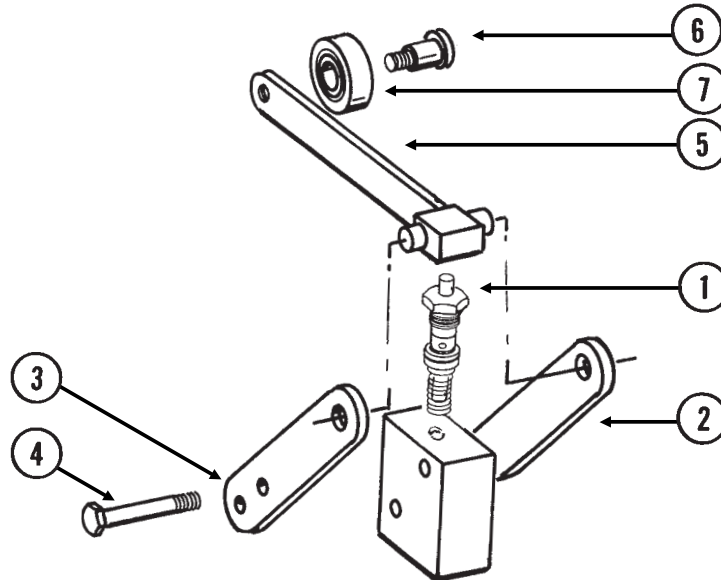
VVB038(HYD31a)



ITEM	PART NO.	QTY.	DESCRIPTION
1.		-	See "Check Valve", Page P131
2.	G6400-04	2	Connector W/O-Ring, $\frac{7}{16}$ "-20 Male JIC To O-Ring
	GR1465	-	O-Ring
3.	G6400-10	2	Connector W/O-Ring, $\frac{7}{8}$ "-14 Male JIC To O-Ring
	GR1466	-	O-Ring
4.	GD13447	1	Block

# DETENT LEVER VALVE

VVB033(FF24)

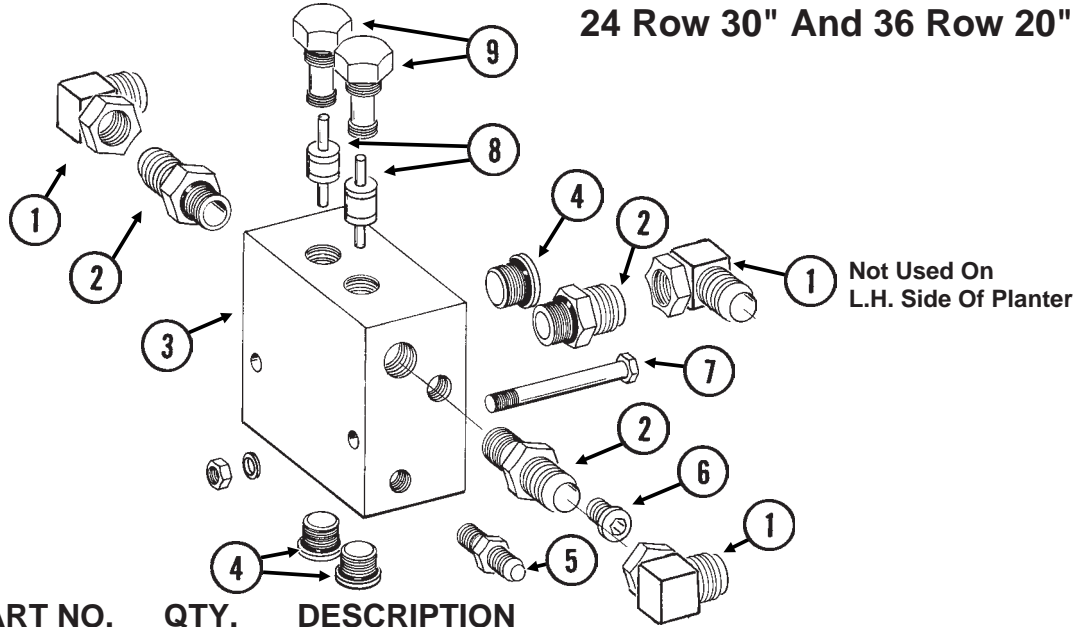


ITEM	PART NO.	QTY.	DESCRIPTION
1.	GR1254	1	Valve
2.	GR1259	1	Bar
3.	GR1255	1	Bar
4.	G10060	2	Hex Head Cap Screw, $\frac{5}{16}$ "-18 x 2 $\frac{1}{2}$ "
	G10232	2	Lock Washer, $\frac{5}{16}$ "
	G10106	2	Hex Nut, $\frac{5}{16}$ "-18
5.	GR1256	1	Arm
6.	GR1258	1	Socket Shoulder Screw, $\frac{1}{2}$ "
7.	GR1257	1	Stainless Steel Bushing
A.	GA6782	-	Detent Lever Valve Complete
B.	GR1260	-	Seal Kit (For GR1254 Valve), Includes: (2) BU Rings, (3) O-Rings

# PILOT OPERATED CHECK VALVE

VVB039(HYD30)

24 Row 30" And 36 Row 20" Only

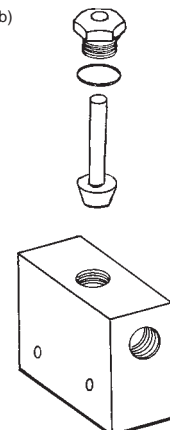


ITEM	PART NO.	QTY.	DESCRIPTION
1.	G6500-08	2-3	Swivel Elbow, 90°, 3/4"-16 Male JIC To Female
	G6502-08	-	Swivel Elbow, 45°, 3/4"-16 Male JIC To Female
2.	G6400-08	3	Connector W/O-Ring, 3/4"-16 Male JIC To O-Ring
	GR1037	-	O-Ring
3.	GR1455	1	Block <b>(Non-Stock Item)</b>
4.	GR1047	3	Hex Socket Plug W/O-Ring
	GR1037	-	O-Ring
5.	G6400-04	1	Connector W/O-Ring, 7/16"-20 Male JIC To O-Ring
	GR1465	-	O-Ring
6.	GR1034	1	Hex Socket Plug W/O-Ring
	GR1035	-	O-Ring
7.	G10062	1	Hex Head Cap Screw, 3/8"-16 x 3"
	G10229	1	Lock Washer, 3/8"
	G10101	1	Hex Nut, 3/8"-16
8.	GR1457	2	Pilot Piston <b>(Non-Stock Item)</b>
9.	GR1456	2	Cartridge <b>(Non-Stock Item)</b>
A.	GA8409	-	Pilot Operated Check Valve (Items 3, 4, 6, 8 And 9)
B.	GR1458	-	Seal Kit, Includes: (2) Cartridge Seal Kits, (5) O-Rings, (2) BU Rings

# STROKE LIMITER VALVE

ITEM	PART NO.	QTY.	DESCRIPTION
A.	GA12105	-	Stroke Limiter Valve Complete ( <i>Part Number Stamped On Valve Block</i> )
B.	G1K255	-	Repair Kit, Includes: (1) Adapter, (1) Poppet, (1) Seal Kit W/O-Rings And BU Ring

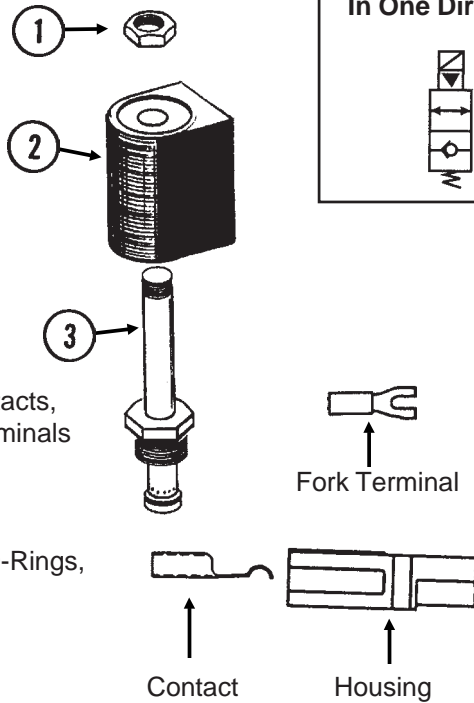
(FF23b)



# SOLENOID VALVE (G1K275)

VVB019(TWL27c/TWL18/PLTR75c/A9481)

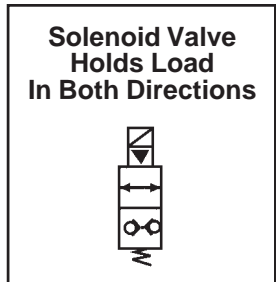
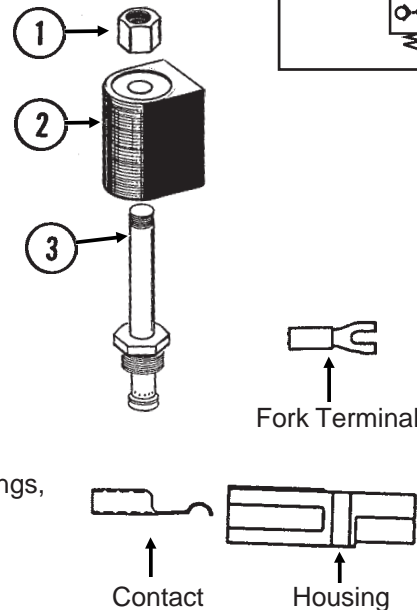
ITEM	PART NO.	QTY.	DESCRIPTION
1.	GR0761	1	Special Hex Nut, 1/2"-20
2.	G1K274	1	Coil Kit W/Contacts, Housings And Fork Terminals
	GD9529	2	Housing, Black
	GD9530	2	Contact
	G10996	2	Fork Terminal
3.	GR0763	1	Cartridge
A.	G1K275	-	Solenoid Valve Kit W/Solenoid Valve, Contacts, Housings And Fork Terminals
	GD9529	2	Housing, Black
	GD9530	2	Contact
	G10996	2	Fork Terminal
B.	GR0764	-	Seal Kit, Includes: (2) O-Rings, (1) BU Ring



# SOLENOID VALVE (G1K276)

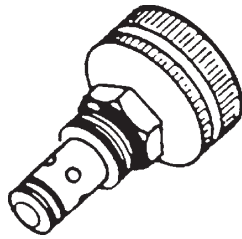
VVB019(FF25/TWL18/PLTR75c)

ITEM	PART NO.	QTY.	DESCRIPTION
1.	GR1322	1	Special Hex Nut, 1/2"-20
2.	G1K274	1	Coil Kit W/Contacts, Housings And Fork Terminals
	GD9529	2	Housing, Black
	GD9530	2	Contact
	G10996	2	Fork Terminal
3.	GR1321	1	Cartridge
A.	G1K276	-	Solenoid Valve Kit W/Housings, Contacts, And Forked Terminals
	GD9529	2	Housing, Black
	GD9530	2	Contact
	G10996	2	Fork Terminal
B.	GR0764	-	Seal Kit, Includes: (2) O-Rings, (1) BU Ring



# FLOW CONTROL VALVE

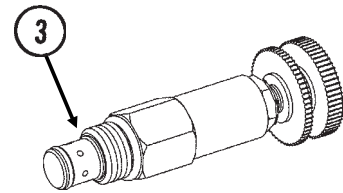
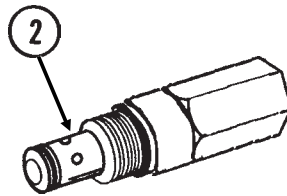
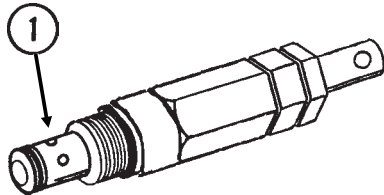
VVB020(TWL28)



ITEM	PART NO.	QTY.	DESCRIPTION
A.	GA3413	-	Flow Control Valve
B.	GR0764	-	Seal Kit, Includes: (2) O-Rings, (1) BU Ring

# PRESSURE RELIEF VALVE

VVB020(FF46/FF46a/FF104)




ITEM	PART NO.	QTY.	DESCRIPTION
1.	GA8844	-	Pressure Relief Valve, 1750 PSI
	GR1515	-	Seal Kit, Includes: (2) O-Rings, (1) BU Ring
2.	GA10140	-	Pressure Relief Valve, 550 PSI
	GR0764	-	Seal Kit, Includes: (2) O-Rings, (1) BU Ring
3.	GA3407	-	Pressure Relief Valve, 1000 PSI
	GR0764	-	Seal Kit, Includes: (2) O-Rings, (1) BU Ring

# CHECK VALVE

---

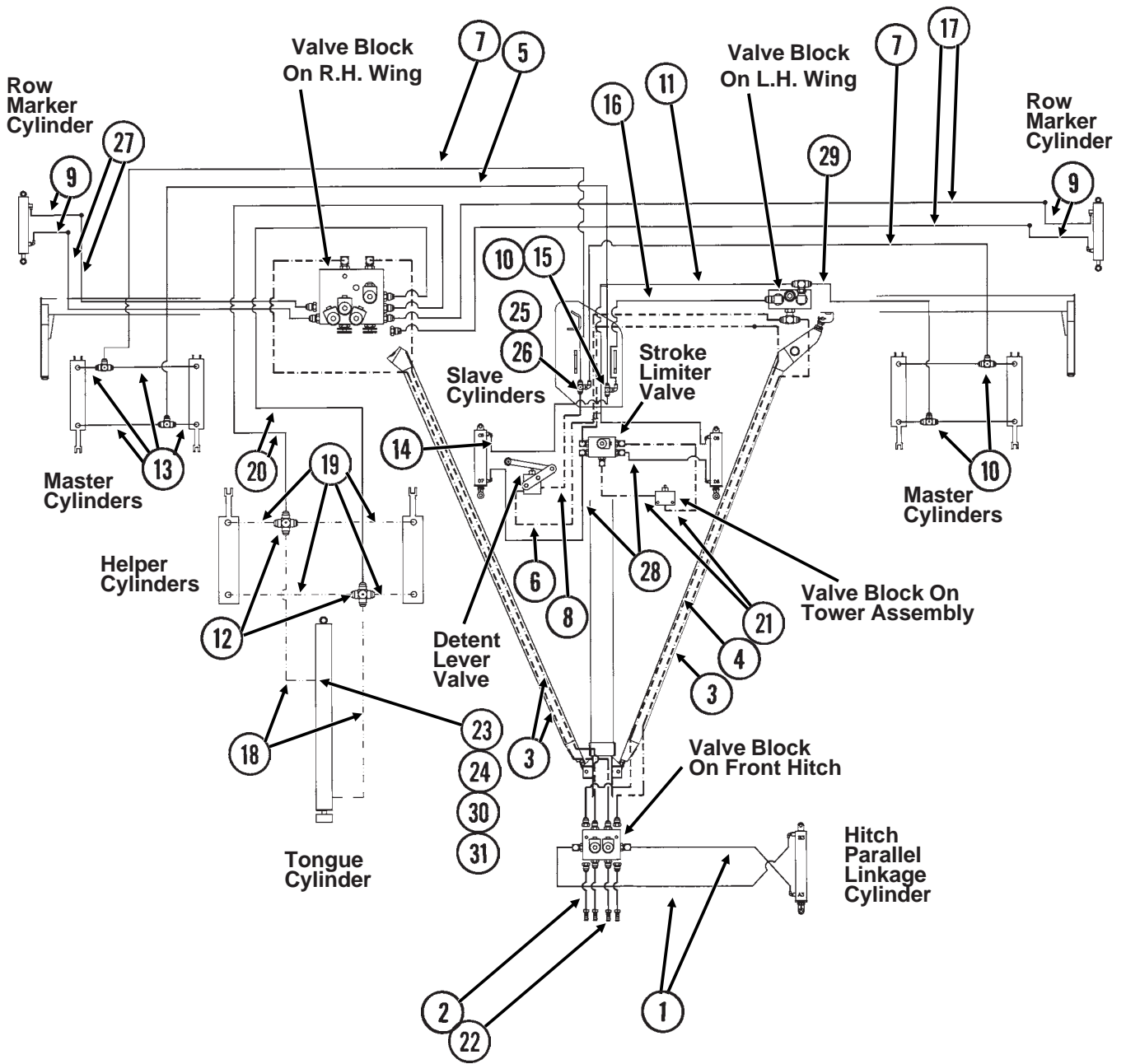
VVB020(TWL30)



ITEM	PART NO.	QTY.	DESCRIPTION
A.	GA4293	-	Check Valve
B.	GR0764	-	Seal Kit, Includes: (2) O-Rings, (1) BU Ring

# HYDRAULIC SYSTEM, 16 ROW 30", 16 ROW 38", 24 ROW 20" AND 24 ROW 22"

(FF97a)



# HYDRAULIC SYSTEM, 16 ROW 30", 16 ROW 38", 24 ROW 20" AND 24 ROW 22"

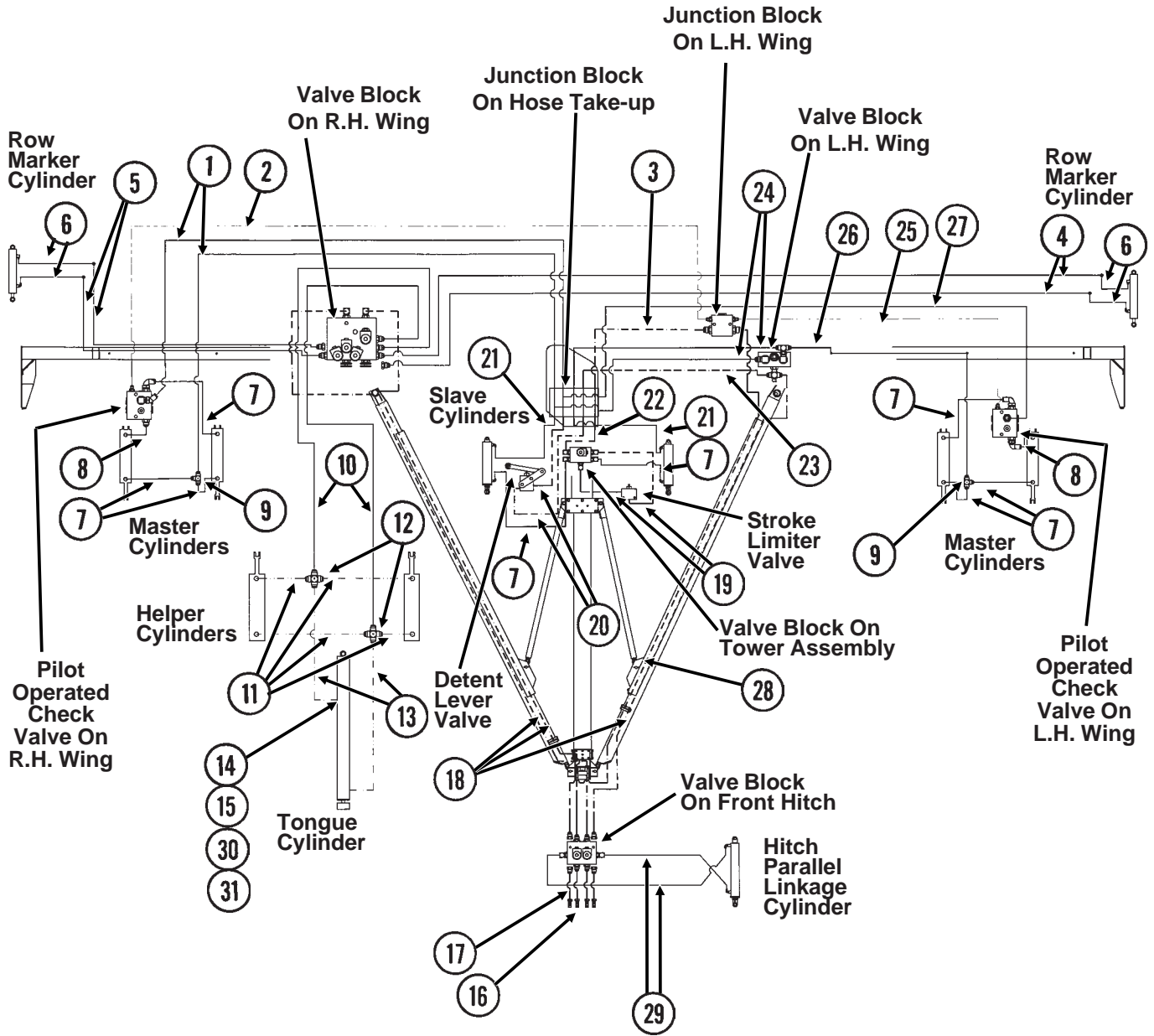
---

ITEM	PART NO.	QTY.	DESCRIPTION
1.	*A1044	2	Hose Assembly, 3/8" x 34"
2.	*A1412	4	Hose Assembly, 1/2" x 130"
3.	*A1499	3	Hose Assembly, 1/2" x 280"
4.	*A1498	1	Hose Assembly, 1/2" x 452"
5.	*A1089	1	Hose Assembly, 3/8" x 240", 24 Row 20"
	*A3185	-	Hose Assembly, 3/8" x 284", 16 Row 38"
	*A3141	-	Hose Assembly, 3/8" x 260", 24 Row 22"
6.	*A1487	1	Hose Assembly, 1/2" x 150"
7.	*A3196	2	Hose Assembly, 3/8" x 240", 24 Row 20"
	*A3276	-	Hose Assembly, 3/8" x 284", 16 Row 38"
	*A3212	-	Hose Assembly, 3/8" x 260", 24 Row 22"
8.	*A1404	1	Hose Assembly, 1/2" x 41"
9.	*A1072	4	Hose Assembly, 3/8" x 48"
10.	G2603-08	5	Tee, 3/4"-16 Male JIC
11.	*A1049	1	Hose Assembly, 3/8" x 160"
12.	G2650-06	2	Cross, 9/16"-18 Male JIC
13.	*A3119	8	Hose Assembly, 3/8" x 36", 24 Row 20"
	*A3175	-	Hose Assembly, 3/8" x 38", 16 Row 38" And 24 Row 22"
14.	*A1020	1	Hose Assembly, 3/8" x 48"
15.	G6500-08	1	Swivel Elbow, 90°, 3/4"-16 Male JIC To Female
16.	*A1010	1	Hose Assembly, 3/8" x 120"
17.	*A3197	2	Hose Assembly, 3/8" x 388", 24 Row 20"
	*A3104	-	Hose Assembly, 3/8" x 442", 16 Row 38"
	*A3213	-	Hose Assembly, 3/8" x 412", 24 Row 22"
18.	*A1146	2	Hose Assembly, 1/4" x 12"
19.	*A1189	4	Hose Assembly, 1/4" x 36"
20.	*A3195	2	Hose Assembly, 3/8" x 136"
21.	*A1424	2	Hose Assembly, 1/2" x 30"
22.	GD4086	4	ISO Coupler
23.	G6400-06-08	1	Connector W/O-Ring, 9/16"-18 Male JIC To 3/4"-16 O-Ring
	GR1037	-	O-Ring
24.	G6502-06	2	Swivel Elbow, 45°, 9/16"-18 Male JIC To Female
25.	G2603-10	1	Tee, 7/8"-14 Male JIC
26.	G6500-10	1	Swivel Elbow, 90°, 7/8"-14 Male JIC To Female
27.	*A3199	2	Hose Assembly, 3/8" x 132", 24 Row 20"
	*A1028	-	Hose Assembly, 3/8" x 186", 16 Row 38"
	*A3114	-	Hose Assembly, 3/8" x 156", 24 Row 22"
28.	*A3119	2	Hose Assembly, 3/8" x 36"
29.	*A1010	1	Hose Assembly, 3/8" x 120", 24 Row 20"
	*A1078	-	Hose Assembly, 3/8" x 174", 16 Row 38"
	*A1013	-	Hose Assembly, 3/8" x 150", 24 Row 22"
30.	*G6500-06	1	Swivel Elbow, 90°, 9/16"-18 Male JIC To Female
31.	G2406-08-06	1	Reducer, 3/4"-16 Female JIC To 9/16"-18 Male JIC

\* Hydraulic hose is not stocked by KINZE® Repair Parts, but can be made available on a special order basis. Call for quote.

# HYDRAULIC SYSTEM, 24 ROW 30"

(FF98a)



# HYDRAULIC SYSTEM, 24 ROW 30"

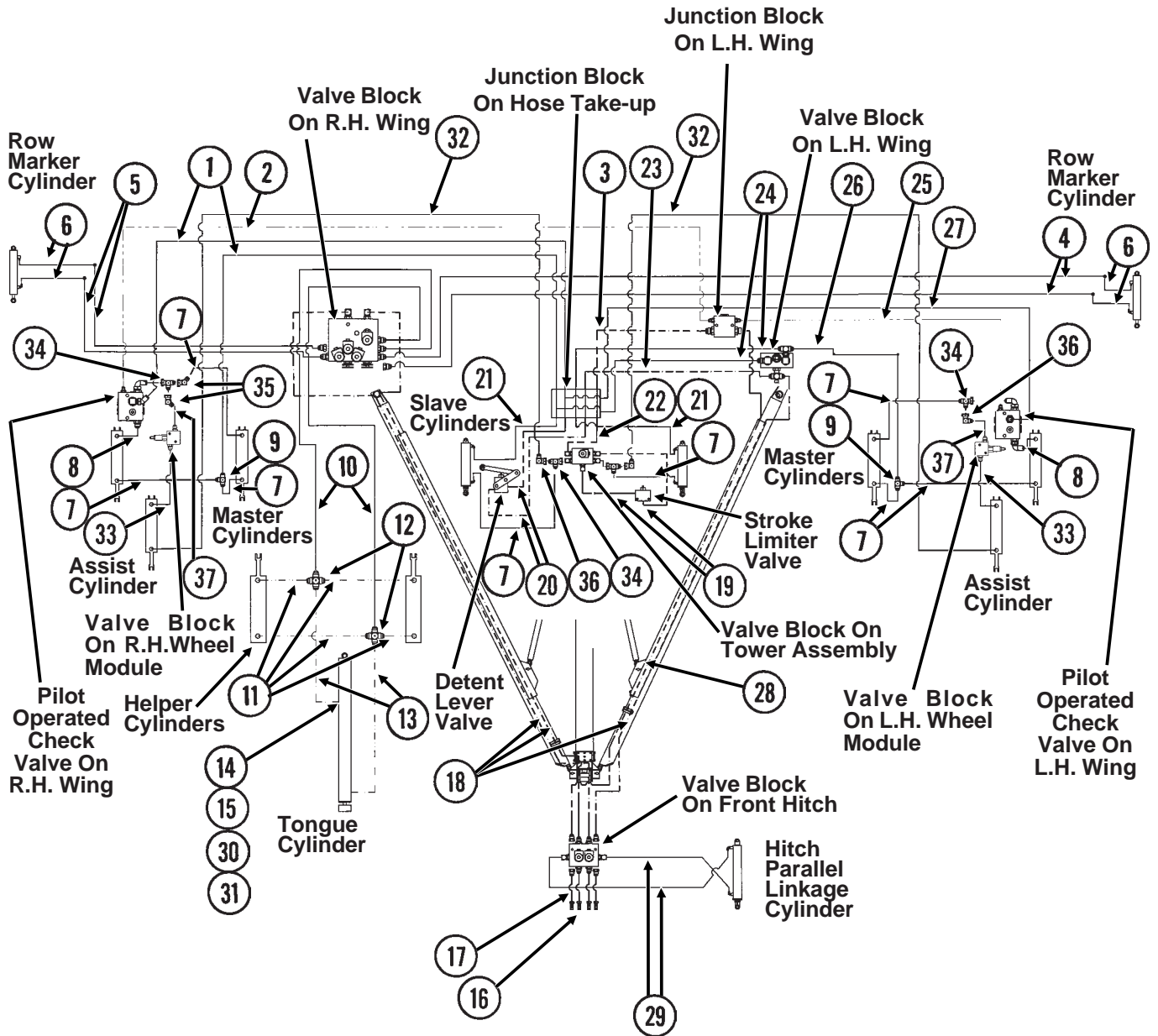
---

ITEM	PART NO.	QTY.	DESCRIPTION
1.	*A1051	2	Hose Assembly, 3/8" x 360"
2.	*A8501	1	Hose Assembly, 3/16" x 426"
3.	*A1475	1	Hose Assembly, 1/2" x 108"
4.	*A3178	2	Hose Assembly, 3/8" x 536"
5.	*A3109	2	Hose Assembly, 3/8" x 222"
6.	*A1072	4	Hose Assembly, 3/8" x 48"
7.	*A3119	8	Hose Assembly, 3/8" x 36"
8.	*A3119	2	Hose Assembly, 3/8" x 36"
9.	G2603-08	2	Tee, 3/4"-16 Male JIC
10.	*A3179	2	Hose Assembly, 3/8" x 152"
11.	*A1189	4	Hose Assembly, 1/4" x 36"
12.	G2650-06	2	Cross, 9/16"-18 Male JIC
13.	*A1146	2	Hose Assembly, 1/4" x 12"
14.	G6400-06-08	1	Connector W/O-Ring, 9/16"-18 Male JIC To 3/4"-16 O-Ring
	GR1037	-	O-Ring
15.	G6502-06	2	Swivel Elbow, 45°, 9/16"-18 Male JIC To Female
16.	GD4086	4	ISO Coupler
17.	*A1412	4	Hose Assembly, 1/2" x 130"
18.	*A1485	3	Hose Assembly, 1/2" x 330"
19.	*A1424	2	Hose Assembly, 1/2" x 30"
20.	*A1465	2	Hose Assembly, 1/2" x 84"
21.	*A3140	2	Hose Assembly, 3/8" x 94"
22.	*A1421	1	Hose Assembly, 1/2" x 107"
23.	*A1487	1	Hose Assembly, 1/2" x 150"
24.	*A1026	2	Hose Assembly, 3/8" x 152"
25.	*A1038	1	Hose Assembly, 3/8" x 370"
26.	*A3161	1	Hose Assembly, 3/8" x 210"
27.	*A8500	1	Hose Assembly, 3/16" x 260"
28.	*A8208	1	Hose Assembly, 1/2" x 374"
29.	*A1044	2	Hose Assembly, 3/8" x 34"
30.	*G6500-06	1	Swivel Elbow, 90°, 9/16"-18 Male JIC To Female
31.	G2406-08-06	1	Reducer, 3/4"-16 Female JIC To 9/16"-18 Male JIC

\* Hydraulic hose is not stocked by KINZE® Repair Parts, but can be made available on a special order basis. Call for quote.

# HYDRAULIC SYSTEM, 36 ROW 20"

(FF98b)



# HYDRAULIC SYSTEM, 36 ROW 20"

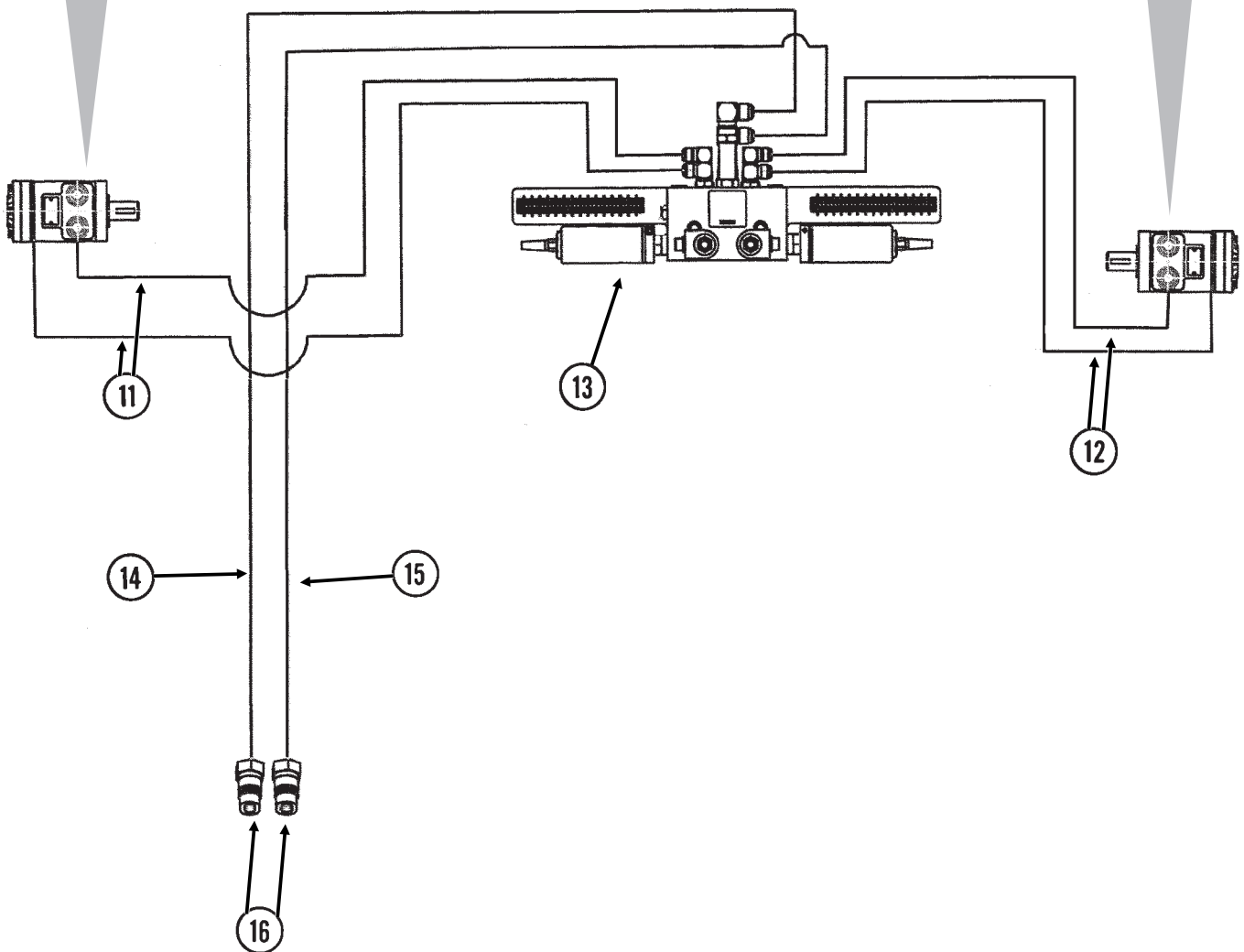
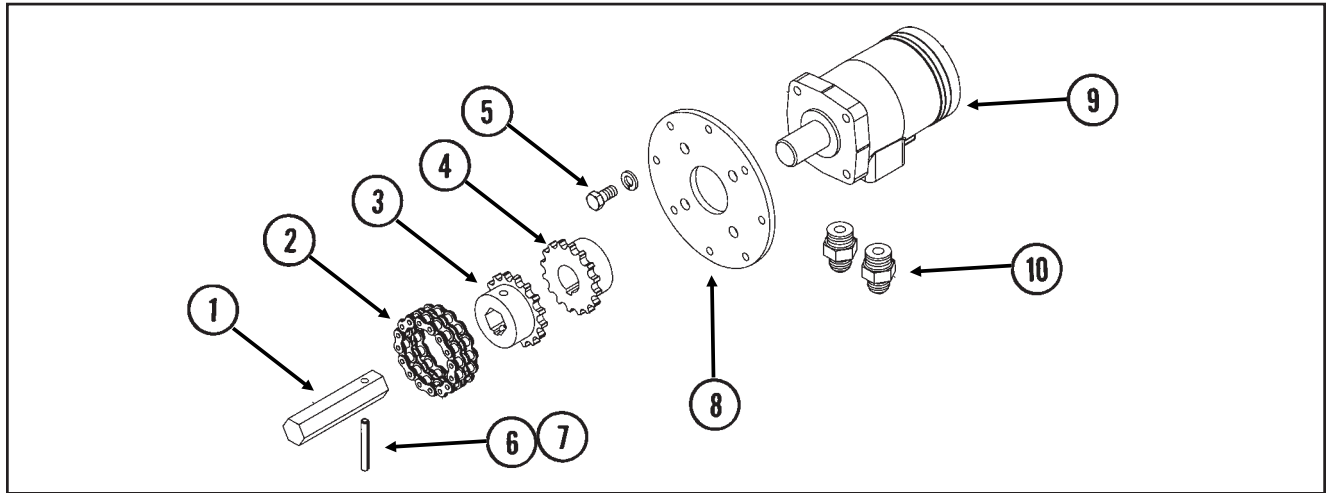
---

ITEM	PART NO.	QTY.	DESCRIPTION
1.	*A1038	2	Hose Assembly, 3/8" x 370"
2.	*A8503	1	Hose Assembly, 3/16" x 436"
3.	*A1475	1	Hose Assembly, 1/2" x 108"
4.	*A3178	2	Hose Assembly, 3/8" x 536"
5.	*A3109	2	Hose Assembly, 3/8" x 222"
6.	*A1072	4	Hose Assembly, 3/8" x 48"
7.	*A3119	8	Hose Assembly, 3/8" x 36"
8.	*A1019	2	Hose Assembly, 3/8" x 44"
9.	G2603-08	2	Tee, 3/4"-16 Male JIC
10.	*A3179	2	Hose Assembly, 3/8" x 152"
11.	*A1189	4	Hose Assembly, 1/4" x 36"
12.	G2650-06	2	Cross, 9/16"-18 Male JIC
13.	*A1146	2	Hose Assembly, 1/4" x 12"
14.	G6400-06-08	1	Connector W/O-Ring, 9/16"-18 Male JIC To 3/4"-16 O-Ring
	GR1037	-	O-Ring
15.	G6502-06	2	Swivel Elbow, 45°, 9/16"-18 Male JIC To Female
16.	GD4086	4	ISO Coupler
17.	*A1412	4	Hose Assembly, 1/2" x 130"
18.	*A1485	3	Hose Assembly, 1/2" x 330"
19.	*A1424	2	Hose Assembly, 1/2" x 30"
20.	*A1465	2	Hose Assembly, 1/2" x 84"
21.	*A3140	2	Hose Assembly, 3/8" x 94"
22.	*A1421	1	Hose Assembly, 1/2" x 107"
23.	*A1487	1	Hose Assembly, 1/2" x 150"
24.	*A1026	2	Hose Assembly, 3/8" x 152"
25.	*A3197	1	Hose Assembly, 3/8" x 388"
26.	*A1057	1	Hose Assembly, 3/8" x 216"
27.	*A8502	1	Hose Assembly, 3/16" x 270"
28.	*A8208	1	Hose Assembly, 1/2" x 374"
29.	*A1044	2	Hose Assembly, 3/8" x 34"
30.	*G6500-06	1	Swivel Elbow, 90°, 9/16"-18 Male JIC To Female
31.	G2406-08-06	1	Reducer, 3/4"-16 Female JIC To 9/16"-18 Male JIC
32.	*A3275	2	Hose Assembly, 3/8" x 490"
33.	*A1098	2	Hose Assembly, 3/8" x 26"
34.	G6602-08	4	Swivel Tee, 3/4"-16 JIC
35.	G6502-08	2	Swivel Elbow, 45°, 3/4"-16 Male JIC To Female
36.	G6500-08	3	Swivel Elbow, 90°, 3/4"-16 Male JIC To Female
37.	*A3122	2	Hose Assembly, 3/8" x 10 1/2"

\* Hydraulic hose is not stocked by KINZE® Repair Parts, but can be made available on a special order basis. Call for quote.

# SDS HYDRAULIC SYSTEM

(FWD105/FF128b)



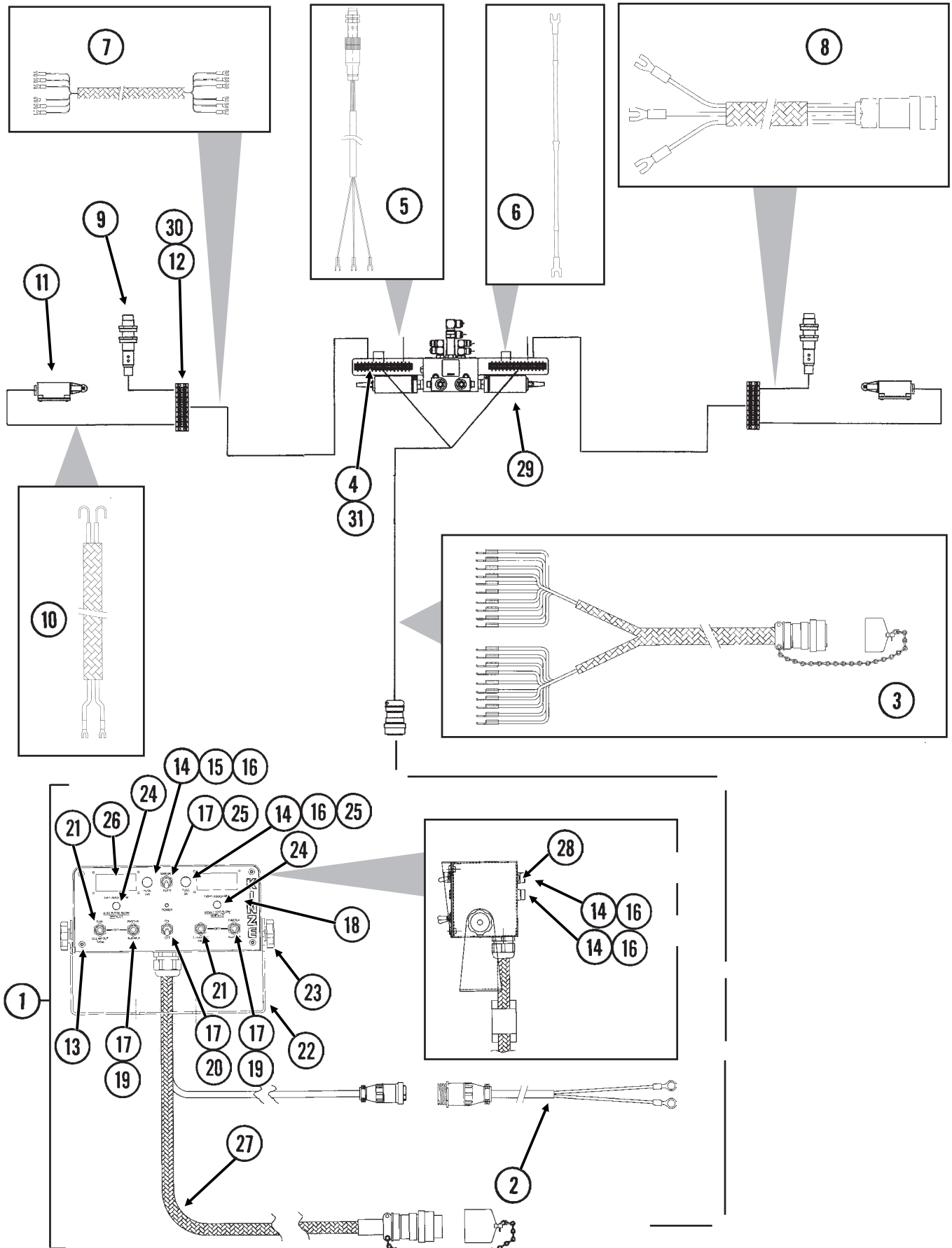
# SDS HYDRAULIC SYSTEM

---

ITEM	PART NO.	QTY.	DESCRIPTION
1.	GD16538	1	Shaft
2.	G3317-16	1	Chain, Double No. 40, 16 Pitches Including Connector Link
	GR1790	-	Connector Link, Double No. 40
3.	GD16489	1	Coupler, 7/8" Hex
4.	GD16490	1	Coupler, 1" I.D.
5.	G10002	4	Hex Head Cap Screw, 3/8"-16 x 3/4"
	G10229	4	Lock Washer, 3/8"
6.	G10606	1	Spring Pin, 1/4" x 2"
7.	GD13524-01	1	Lock Wire, 10", Stainless Steel
8.	GD16537	1	Plate
9.	GA11774	2	Hydraulic Motor
10.	G6400-08-10	2	Connector W/O-Ring, 3/4"-16 Male JIC To 7/8"-14 O-Ring
	GR1466	-	O-Ring
11.	*A1021	2	Hose Assembly, 3/8" x 56", 24 Row 20" And 36 Row 20"
	*A1011	-	Hose Assembly, 3/8" x 125", 24 Row 22"
	*A1019	-	Hose Assembly, 3/8" x 44", 24 Row 30"
12.	*A12041	2	Hose Assembly, 3/8" x 244", 24 Row 20" And 36 Row 20"
	*A3116	-	Hose Assembly, 3/8" x 314", 24 Row 22"
	*A1031	-	Hose Assembly, 3/8" x 234", 24 Row 30"
13.		-	See "SDS Manifold Block", Pages P124 And P125
14.	*A11430	1	Hose Assembly, 5/8" x 452", 24 Row 20"
	*A11429	-	Hose Assembly, 5/8" x 468", 24 Row 22"
	*A11423	-	Hose Assembly, 5/8" x 525", 24 Row 30" And 36 Row 20"
15.	*A12707	1	Hose Assembly, 1/2" x 452", 24 Row 20"
	*A12706	-	Hose Assembly, 1/2" x 468", 24 Row 22"
	*A8297	-	Hose Assembly, 1/2" x 525", 24 Row 30" And 36 Row 20"
16.	GD4086	2	ISO Coupler

# ELECTRICAL COMPONENTS (SDS Control Console)

(A12468/A9954/A11502/A11906/FF128a/A11376/A11378/A11348a/A11736)



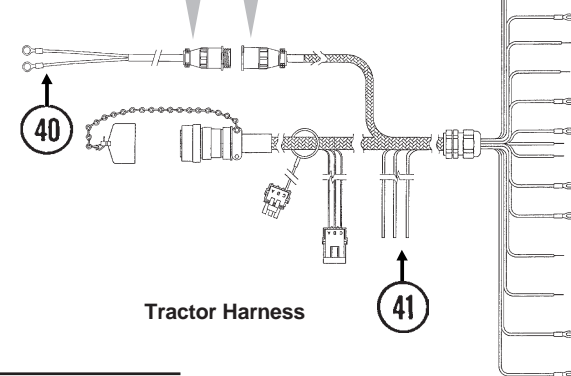

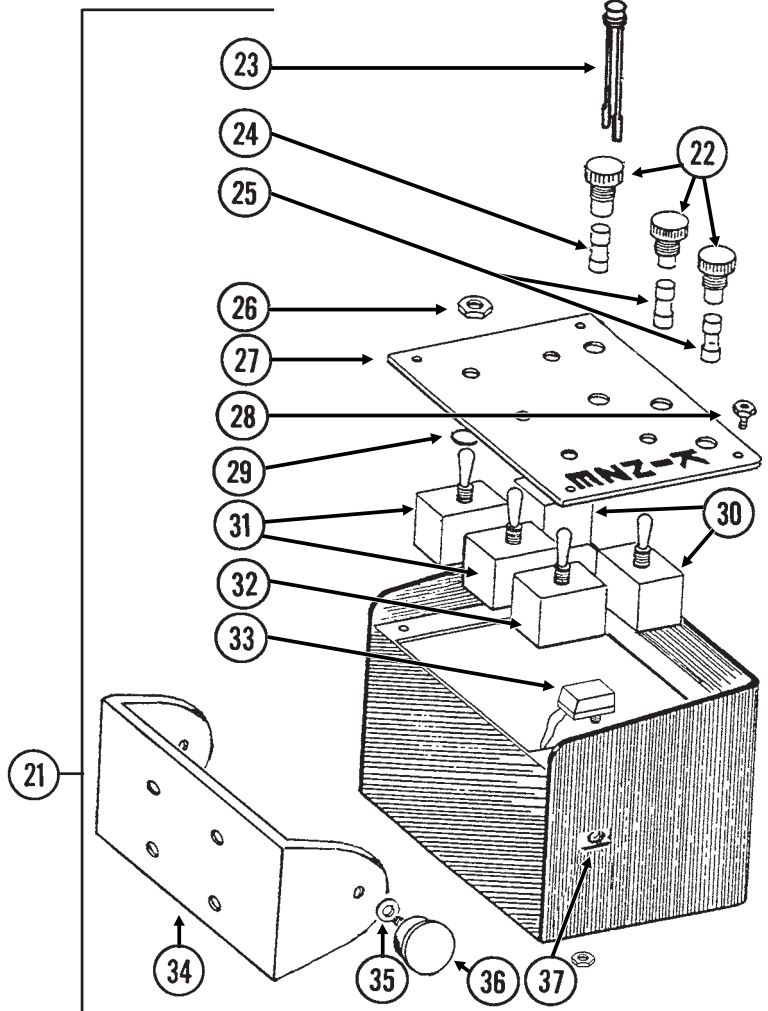
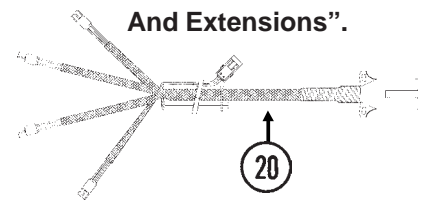
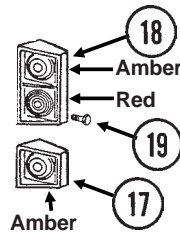
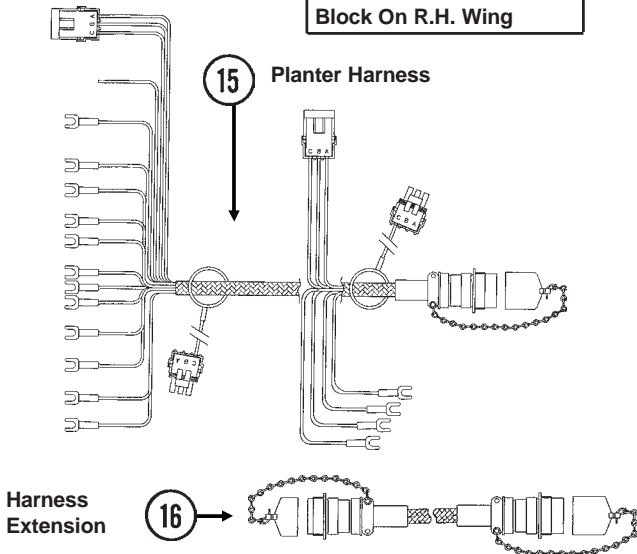
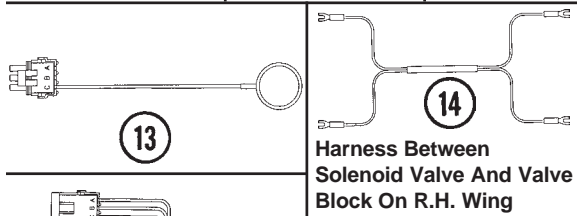
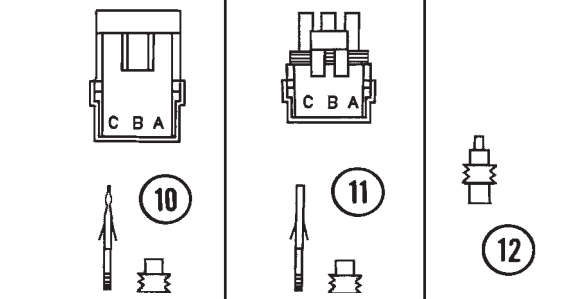
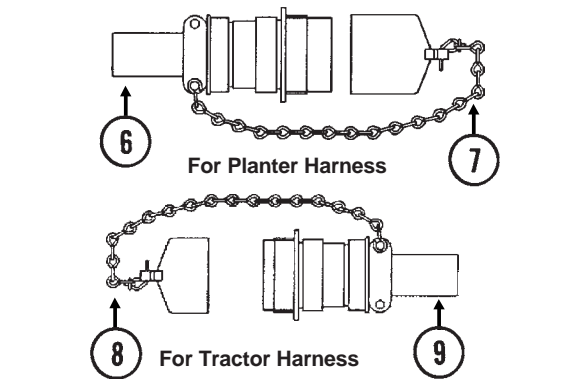
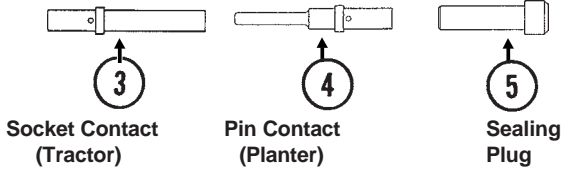
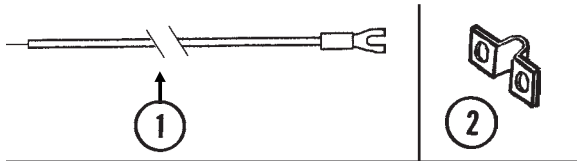
# ELECTRICAL COMPONENTS (SDS Control Console)

ITEM	PART NO.	QTY.	DESCRIPTION
1.	GA11348	1	SDS Control Console Assembly
2.	GA7856	1	Power Lead Adapter
3.	GA13105	1	Wiring Harness, 495", 24 Row 22" And 24 Row 20"
	GA12467	-	Wiring Harness, 552", 24 Row 30" And 36 Row 20"
4.	GA9097	2	Terminal Strip W/Screws, No. 6, 14 Terminal
	GR1635	-	Screw, No. 6-32 x 1/4"
5.	GA12451	2	Speed Sensor Assembly, 24 Row 20"/30" And 36 Row 20"
	GA13270	-	Speed Sensor Assembly, 24 Row 22"
6.	GA11502	2	Voltage Stabilizer, 8 1/2"
7.	GA13106	1	Wiring Harness, 232", R.H., 24 Row 20"
	GA13107	-	Wiring Harness, 396", L.H., 24 Row 20"
	GA13272	1	Wiring Harness, 150", R.H., 24 Row 22"
	GA13271	-	Wiring Harness, 480", L.H., 24 Row 22"
	GA12468	-	Wiring Harness, 336", R.H., 24 Row 30" And 36 Row 20"
	GA12469	-	Wiring Harness, 516", L.H., 24 Row 30" And 36 Row 20"
8.	GA11906	2	4-Pin Connector, 48"
9.	GA11387	2	Proximity Sensor
10.	GA11378	2	Wiring Harness, 48"
11.	GA11066	2	Limit Switch
12.	GA9098	2	Terminal Strip W/Screws, No. 6, 8 Terminal
	GR1635	-	Screw, No. 6-32 x 1/4"
13.	GR1292	4	Pan Head Screw, No. 8-32 x 1/2"
14.	GA2612	3	Fuse Holder W/Spade, 1 33/50"
15.	GD2829	1	Fuse, 15 Amp, Type AGC
16.	GD3860	3	O-Ring
17.	GR1363	4	Hex Face Nut, 15/32"-32
	GR1364	4	Internal Tooth Lock Washer, 15/32"
18.	GA12171	1	Cover Plate
19.	GA6978	2	Switch, 3 Position Toggle, Momentary On-Off-Momentary On
20.	GA6977	1	Switch, 2 Position Toggle, On-Off
21.	GA12173	2	Switch, 3 Position Locking Toggle
22.	GD14640	1	Mounting Bracket
23.	GA6975	2	Knob
	G10211	4	Washer, 1/4" SAE
	GR1290	2	Cage Nut, 1/4"-20
24.	GA10195	2	Indicator Light, Amber
25.	GA12174	1	Switch, 2 Position Toggle, Momentary-On
26.	GA9965	2	Tachometer
27.	GA12180	1	Wiring Harness W/Dust Cap And Power Cable
28.	G11112	1	Plug, 3/8"
29.		-	See "SDS Manifold Block", Pages P124 And P125
30.	GD18102	2	Cover, 1 3/8" x 4"
	GD18100	4	Clip
31.	GD18103	2	Cover, 1 3/8" x 5 3/4"
	GD18100	4	Clip

# ELECTRICAL COMPONENTS

(A9481/TWL26e/FF27b/FF27c//A9102a/ELC14/ELC3a/ELC5c/MTR27a/ELC8/ELC11a/FF29a/ELC4/TWL20f/ELC10c/ELC34/ELC35)

See page P145 for "Light/ Reflective Decal Brackets And Extensions".



# ELECTRICAL COMPONENTS

ITEM	PART NO.	QTY.	DESCRIPTION
1.	GA9481	-	Jumper Wire W/Fork Terminal, 13"
	G10996	-	Fork Terminal
2.	GD13310	-	Jumper, 7/16"
3.	GD8740	-	Socket Contact, No. 14
4.	GD8741	-	Pin Contact, No. 14
5.	GD8739	-	Sealing Plug, No. 12
6.	GA6109	1	Connector W/Cable Clamp, 23 Pin Capacity
7.	GA7862	-	Dust Cap W/Chain
8.	GA7863	-	Dust Cap W/Chain
9.	GA6108	1	Connector W/Cable Clamp, 23 Socket Capacity
10.	G1K248	-	3-Pin Female Connector Kit (Black), Includes: (3) 3-Pin Female Housings, (9) Pin Contacts, (9) Seals
11.	G1K252	-	3-Pin Male Connector Kit (Black), Includes: (3) 3-Pin Male Housings, (9) Socket Contacts, (9) Seals
12.	GD11089	-	Sealing Plug
13.	GA8047	-	Dust Plug (Black)
14.	GA9513	1	Wiring Harness, 312", From Valve Block On R.H. Wing To Tower Assembly
15.	GA9496	1	Wiring Harness W/Dust Cap, 468"
16.	GA7399	-	Harness Extension W/Dust Caps, 180"
17.	GA6701	1	Single Amber Light Assembly
	GR1204	-	Amber Lens
	GR1206	-	Rubber Grommet (2)
	GR1207	-	Lamp Unit
	GR1208	-	Bulb
18.	GA6699	1	Double Light Assembly
	GA6700	1	Double Light Assembly (Shown)
	GR1203	-	Red Lens
	GR1204	-	Amber Lens
	GR1205	-	Cover
	GR1206	-	Rubber Grommet (4)
	GR1207	-	Lamp Unit
	GR1208	-	Bulb
19.	G10064	8	Hex Head Cap Screw, 1/4"-20 x 1"
	G10857	8	Hex Head Cap Screw, 1/4"-20 x 1 1/4"
	G10110	16	Lock Nut, 1/4"-20, Grade B
20.	GA9502	1	Wiring Harness W/7 Terminal Female Connector, 659" (4 Light Connections)
	GA5385	-	7 Terminal Female Connector
21.	G7633X	-	Backlit Control Console Assembly W/Mounting Brackets, Short Harness W/Dust Cap And Power Cable (Shown)
	G7639X	-	Backlit Control Console Assembly W/Mounting Brackets, Short Harness W/Dust Cap And Power Cable, Planters Equipped With Two-Speed Point Row Clutches
22.	GA2612	3-5	Fuse Holder W/Spade, 1 33/50"
23.	GA7077	1-4	Indicator Light
24.	GD2829	1-2	Fuse, 15 Amp, Type AGC
25.	GD10243	2-6	Fuse, MDL 10 Amp Delay Action
26.	GR1363	5	Hex Face Nut, 15/32"-32
	GR1364	5	Internal Tooth Lock Washer, 15/32"

(Continued On Following Page)

# ELECTRICAL COMPONENTS

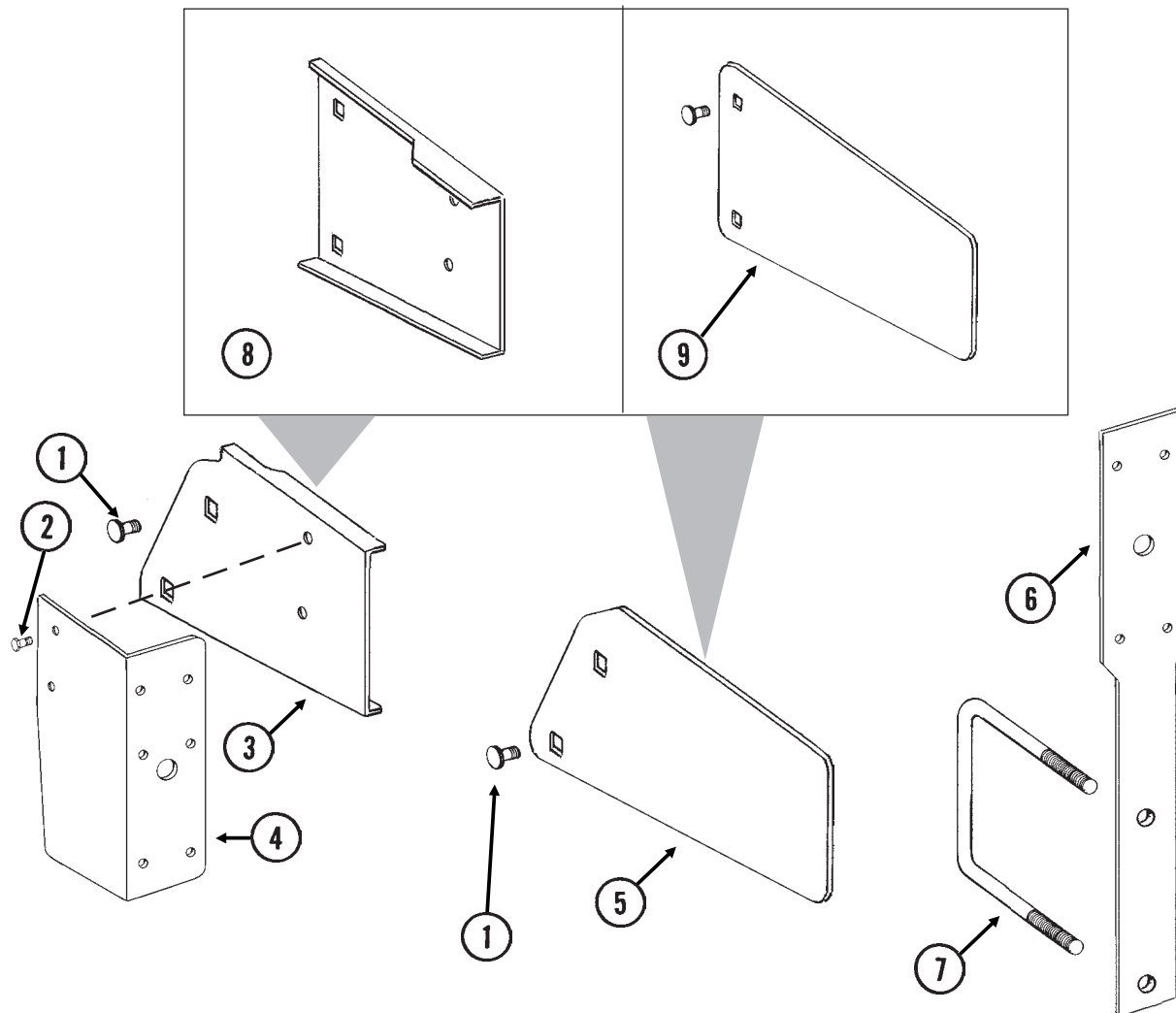
---

ITEM	PART NO.	QTY.	DESCRIPTION
27.	GA8734	1	Cover Plate (Shown)
	GA8735	-	Cover Plate, Planters Equipped With Two-Speed Point Row Clutches
28.	GR1292	4	Pan Head Screw, No. 8-32 x 1/2"
29.	GD3860	-	O-Ring (If Applicable)
30.	GA2528	2	Switch, 3 Position Toggle, On-Off-On
31.	GA6978	2	Switch, 3 Position Toggle, Momentary On-Off-Momentary On
32.	GA6977	1-2	Switch, 2 Position Toggle, On-Off
33.	GA8731	1	Switch, Push Button W/Transformer
34.	GD9896	1	Mounting Bracket
35.	G10211	4	Washer, 1/4" SAE
36.	GA6975	2	Knob
37.	GR1290	2	Cage Nut, 1/4"-20
38.	G1K267	-	Power Lead Adapter Connector Kit, Includes: (1) 3-Pin Connector, (1) Cable Clamp, (3) Male Terminal Pins
39.	G1K268	-	Console Cable Connector Kit, Includes: (1) 3-Pin Connector, (1) Cable Clamp, (1) Lock Ring, (3) Female Terminal Pins
40.	GA7856	1	Power Lead Adapter
41.	GA8729	1	Wiring Harness W/Dust Cap And Power Cable

**NOTE:** See "Point Row Clutch" or "Two-Speed Point Row Clutch" for R.H. and L.H. Wiring Harnesses for the point row clutches. See "KPM I Electronic Seed Monitor" or "KPM II Stack-Mode/KPM III Electronic Seed Monitors" for those components.

# LIGHT/REFLECTIVE DECAL BRACKETS AND EXTENSIONS

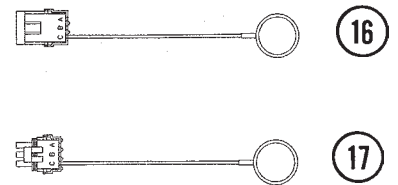
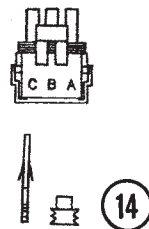
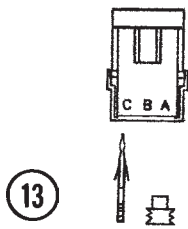
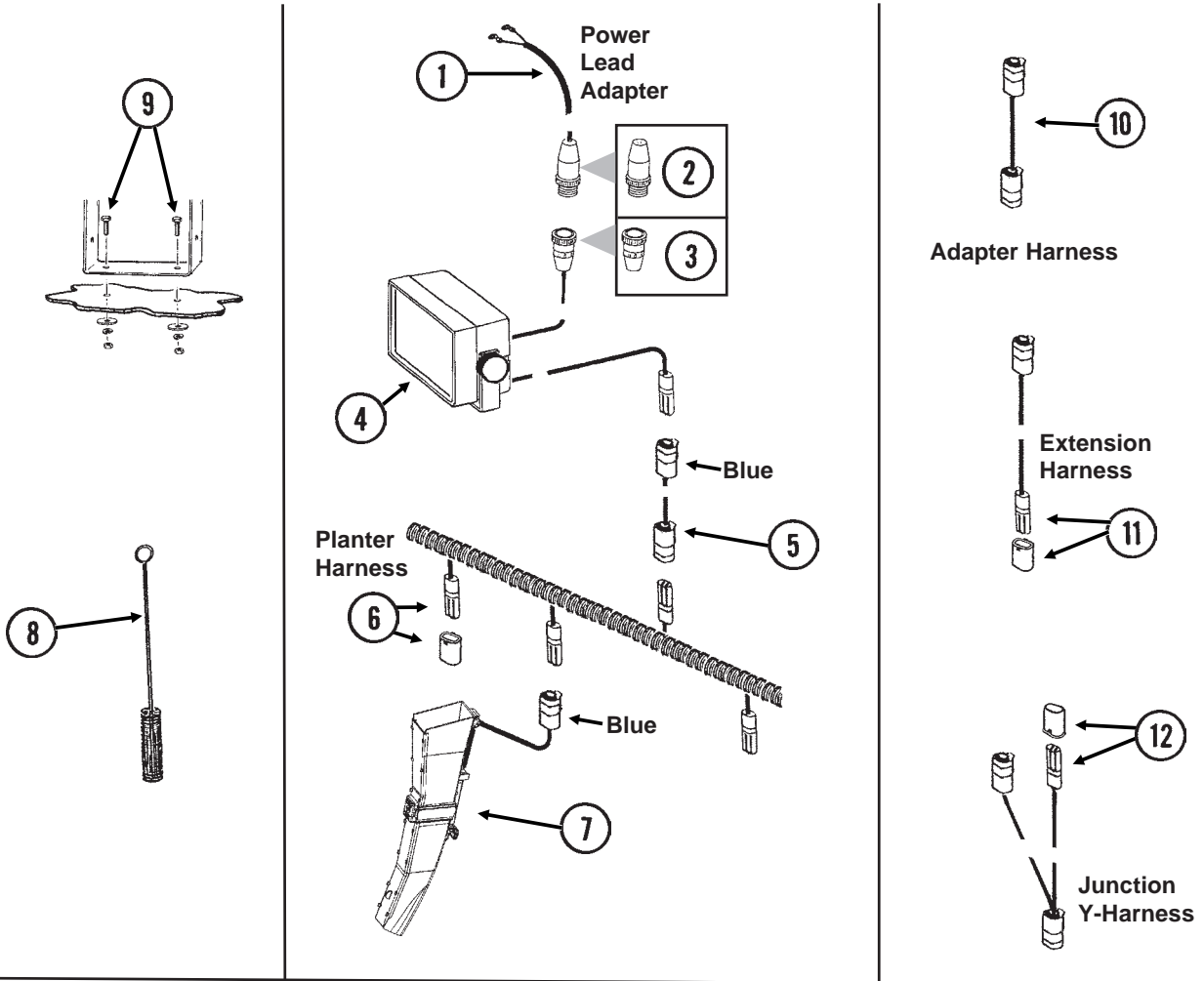
(RU130b/RU129/RU133/RU132/RU130a/RU131/RU129a/RU132a)



ITEM	PART NO.	QTY.	DESCRIPTION
1.	G10312	-	Carriage Bolt, $\frac{5}{16}$ "-18 x $\frac{3}{4}$ "
	G10620	-	Serrated Flange Nut, $\frac{5}{16}$ "-18
2.	G10064	-	Hex Head Cap Screw, $\frac{1}{4}$ "-20 x 1"
	G10227	-	Lock Washer, $\frac{1}{4}$ "
	G10103	-	Hex Nut, $\frac{1}{4}$ "-20
3.	GD15968	1	Light Mount Extension
4.	GD12725	1	Bracket (L.H. Wing)
	GD12724	1	Bracket (R.H. Wing) (Shown)
5.	GD15967	1	Reflective Decal Bracket
6.	GD13358	2	Light Bracket
7.	GD1114	2	U-Bolt, 7" x 7" x $\frac{5}{8}$ "-11
	G10230	4	Lock Washer, $\frac{5}{8}$ "
	G10104	4	Hex Nut, $\frac{5}{8}$ "-11
8.	GD12723	1	Light Mount Extension
9.	GD12710	1	Reflective Decal Bracket

# KPM I ELECTRONIC SEED MONITOR

(MTR46b)



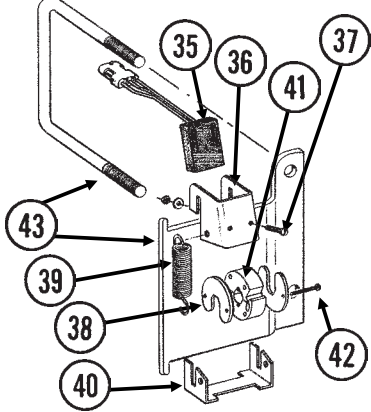
# KPM I ELECTRONIC SEED MONITOR

ITEM	PART NO.	QTY.	DESCRIPTION
1.	GA7856	1	Power Lead Adapter
2.	G1K267	-	Power Lead Adapter Connector Kit, Includes: (1) 3-Pin Connector, (1) Cable Clamp, (3) Male Terminal Pins
3.	G1K268	-	Console Cable Connector Kit, Includes: (1) 3-Pin Connector, (1) Cable Clamp, (1) Lock Ring, (3) Female Terminal Pins
4.	GA10570	1	KPM I Backlit Console W/Mounting Bracket, Fuse Holder And Fuse, Power Lead Adapter (Item 1), Brush (Item 10) And Dust Plug (Item 16)
	GR1390	-	Mounting Bracket, KPM I
	GR1392	-	Console Mounting Bracket Hardware Package (Includes 2 Knobs And 1/4" Hardware)
	GA10601	-	Fuse Holder
	GD7639	-	Fuse
5.		-	Included In Tractor/Planter Wiring Harnesses, See Items 15 And 41, Pages P142-P144
6.	GA7850	-	Planter Harness W/Dust Caps, 8 Row (12 Connectors)
	GA7851	-	Planter Harness W/Dust Caps, 12 Row (16 Connectors)
	GA8050	-	Planter Harness W/Dust Caps, 18 Row (22 Connectors)
	GD11993	-	Dust Cap
7.	GA11948	-	Seed Tube W/Computerized Sensor, EdgeVac®
	GR1737	-	Sensor Only, EdgeVac®
	GA11947	-	Seed Tube (With Holes For Sensor Installation), EdgeVac®
8.	GR0594	-	Brush
9.	G10022	2	Hex Head Cap Screw, 1/4"-20 x 1/2"
	G10211	2	Washer, 1/4" SAE
	G10227	2	Lock Washer, 1/4"
	G10103	2	Hex Nut, 1/4"-20
10.	GA7857	-	Adapter Harness, 1'
11.	GA7854	-	Extension Harness W/Dust Cap, 15'
	GA7855	-	Extension Harness W/Dust Cap, 30'
	GD11993	-	Dust Cap
12.	GA7853	-	Junction Y-Harness W/Dust Cap
	GD11993	-	Dust Cap
13.	G1K248	-	3-Pin Female Connector Kit (Black), Includes: (3) 3-Pin Female Housings, (9) Pin Contacts, (9) Seals
	G1K362	-	3-Pin Female Connector Kit (Blue), Includes: (3) 3-Pin Female Housings, (9) Pin Contacts, (9) Seals
14.	G1K252	-	3-Pin Male Connector Kit (Black), Includes: (3) 3-Pin Male Housings, (9) Socket Contacts, (9) Seals
	G1K363	-	3-Pin Male Connector Kit (Blue), Includes: (3) 3-Pin Male Housings, (9) Socket Contacts, (9) Seals
15.	GD11089	-	Sealing Plug
16.	GA8046	-	Dust Plug (Black)
	GA9978	-	Dust Plug (Blue)
17.	GA8047	-	Dust Plug (Black)
	GA9979	-	Dust Plug (Blue)

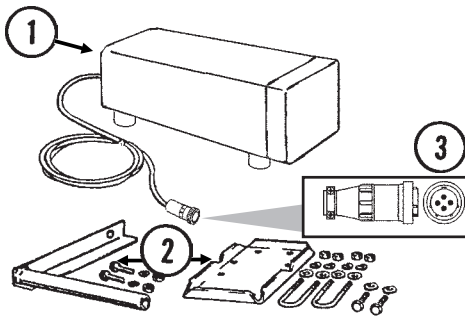
# KPM II STACK-MODE ELECTRONIC SEED MONITOR

(MTR43v)

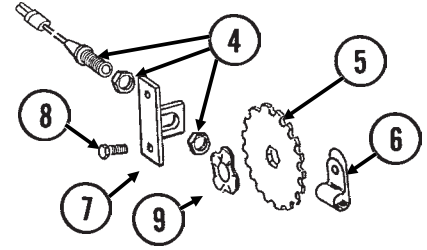
## Shaft Rotation Sensor



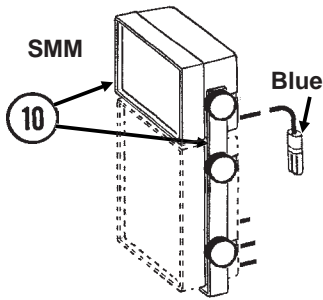
## Radar Distance Sensor



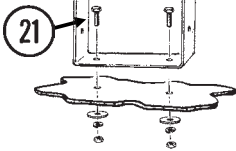

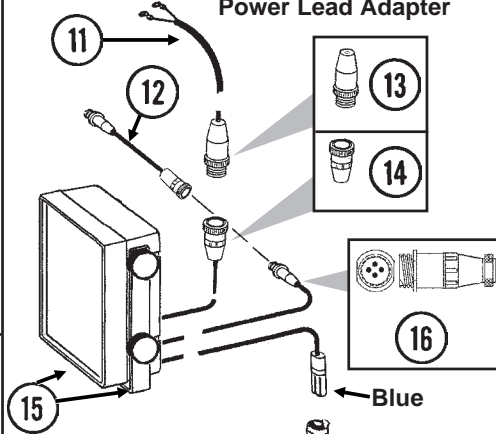
## Magnetic Distance Sensor (MDS)



SMM



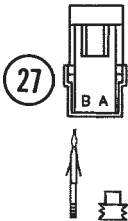
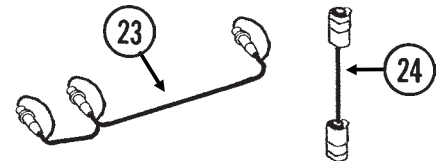


## Power Lead Adapter

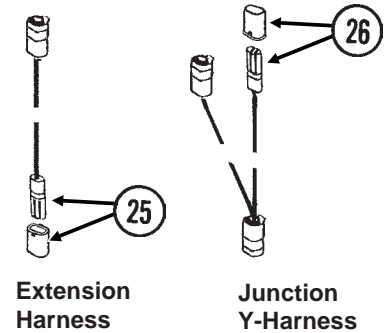
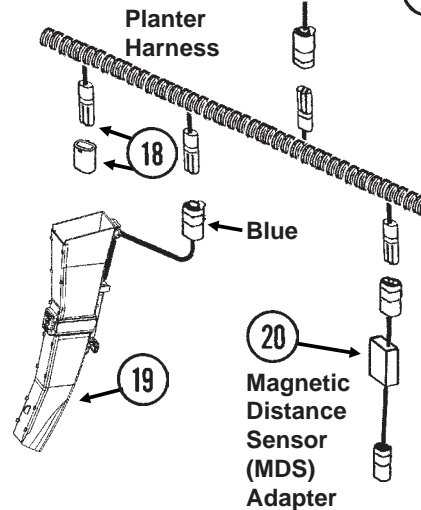


## Radar Y-Cable

## Adapter Harness



31



33



34



ITEM	PART NO.	QTY.	DESCRIPTION
1.	GA7858	-	Radar Distance Sensor W/20' Cable
2.	GA8026	-	Radar Sensor Pipe/Mounting Bracket Package
3.	G1K323	-	4-Pin Connector Kit W/Female Housing, Includes: (4) Pins, (1) Cable Clamp
4.	GA5600	1	Magnetic Distance Sensor
5.	GD8751	-	Magnetic Distance Sensor Pulse Wheel
6.	GD6291	-	Insulated Clamp, 3/8"
7.	GD8770	1	Bracket
8.	G10001	2	Hex Head Cap Screw, 3/8"-16 x 1"
	G10229	2	Lock Washer, 3/8"
	G10101	2	Hex Nut, 3/8"-16

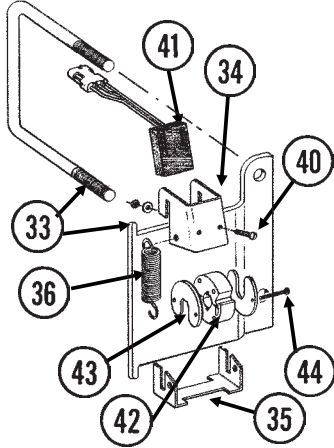
# KPM II STACK-MODE ELECTRONIC SEED MONITOR

ITEM	PART NO.	QTY.	DESCRIPTION
9.	GD8771	1	Spring Wave Washer
10.	GA9857	1	SMM Backlit Console W/Mounting Bracket And Dust Plug (Item 36)
	GR1631	-	Mounting Bracket, KPM II Stack-Mode And SMM Consoles
	GR1632	-	Console Mounting Bracket Hardware Package (Includes 2 Knobs And 1/4" Hardware)
11.	GA7856	1	Power Lead Adapter
12.	GA9144	-	Monitor/Radar Adapter Cable, 10"
13.	G1K267	-	Power Lead Adapter Connector Kit, Includes: (1) Cable Clamp, (1) 3-Pin Connector, (3) Male Terminal Pins
14.	G1K268	-	Console Cable Connector Kit, Includes: (1) Cable Clamp, (1) 3-Pin Connector, (1) Lock Ring, (3) Female Terminal Pins
15.	GA10575	-	KPM II Backlit Console W/Mounting Bracket, Fuse Holder And Fuse, Power Lead Adapter (Item 11), Brush (Item 23), Dust Plug (Item 34) And Monitor/Radar Adapter, 10" (Item 12)
	GR1391	-	Mounting Bracket, KPM II
	GR1393	-	Console Mounting Bracket Hardware Package (Includes 4 Knobs And 1/4" Hardware)
	GA10601	-	Fuse Holder
	GD7639	-	Fuse
16.	G1K322	-	4-Pin Connector Kit W/Male Housing, (4) Female Socket Contacts And (1) Cable Clamp
17.		-	Included In Tractor/Planter Wiring Harness, See Pages P142-P144
18.	GA7850	-	Planter Harness W/Dust Caps, 8 Row (12 Connectors)
	GA7851	-	Planter Harness W/Dust Caps, 12 Row (16 Connectors)
	GA8050	-	Planter Harness W/Dust Caps, 18 Row (22 Connectors)
	GD11993	-	Dust Cap
19.	GA11948	-	Seed Tube W/Computerized Sensor, EdgeVac®
	GR1737	-	Sensor Only, EdgeVac®
	GA11947	-	Seed Tube (With Holes For Sensor Installation), EdgeVac®
20.	GA7859	1	Magnetic Distance Sensor Adapter (Analog To Digital)
21.	G10022	2	Hex Head Cap Screw, 1/4"-20 x 1/2"
	G10211	2	Washer, 1/4" SAE
	G10227	2	Lock Washer, 1/4"
	G10103	2	Hex Nut, 1/4"-20
22.	GR0594	-	Brush
23.	GR0586	1	Radar Y-Cable (Used To Connect Radar Distance Sensor For Multiple Functions)
24.	GA7857	-	Adapter Harness, 1'
25.	GA7854	-	Extension Harness W/Dust Cap, 15'
	GA7855	-	Extension Harness W/Dust Cap, 30'
	GD11993	-	Dust Cap
26.	GA7853	-	Junction Y-Harness W/Dust Cap
	GD11993	-	Dust Cap
27.	G1K321	-	2-Pin Female Connector Kit (Black), Includes: (3) 2-Pin Female Housings, (6) Pin Contacts, (6) Seals
28.	G1K320	-	2-Pin Male Connector Kit (Black), Includes: (3) 2-Pin Male Housings, (6) Socket Contacts, (6) Seals
29.	G1K248	-	3-Pin Female Connector Kit (Black), Includes: (3) 3-Pin Female Housings, (9) Pin Contacts, (9) Seals
	G1K362	-	3-Pin Female Connector Kit (Blue), Includes: (3) 3-Pin Female Housings, (9) Pin Contacts, (9) Seals
30.	G1K252	-	3-Pin Male Connector Kit (Black), Includes: (3) 3-Pin Male Housings, (9) Socket Contacts, (9) Seals
	G1K363	-	3-Pin Male Connector Kit (Blue), Includes: (3) 3-Pin Male Housings, (9) Socket Contacts, (9) Seals
31.	GD11089	-	Sealing Plug
32.	G1K249	-	Acre Counter Switch Kit
33.	GA8046	-	Dust Plug (Black)
	GA9978	-	Dust Plug (Blue)
34.	GA8047	-	Dust Plug (Black)
	GA9979	-	Dust Plug (Blue)
35.	GR1415	1	Rotation Sensor
36.	GD11169	1	Mount
37.	G10757	2	Pan Head Screw, No. 10-32 x 1 1/4"
	G10243	2	Washer, No. 10 SAE
	G10758	2	Hex Nut, No. 10-32
38.	GD11474	2	Cover
39.	GD5857	2	Spring
40.	GD11170	1	Spring Mount
41.	GR1414	1	Actuator
42.	G10927	2	Pan Head Machine Screw, No. 8-32 x 1 1/4", Stainless Steel
	G10931	2	Lock Washer, No. 8, Internal/External, Stainless Steel
	G10928	2	Hex Nut, No. 8-32, Stainless Steel
43.	G1K364	-	Rotation Sensor Mount Kit, Includes: (2) Mounts, (2) GD11721 5" x 7" U-Bolts, (4) G10228 Lock Washers, (4) G10102 Hex Nuts, (1) Instruction
A.	GA6147	-	Magnetic Distance Sensor And Mounting Package (Items 4-9)

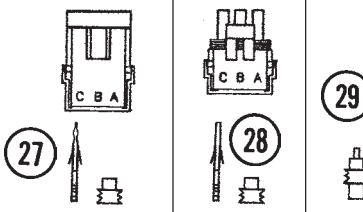
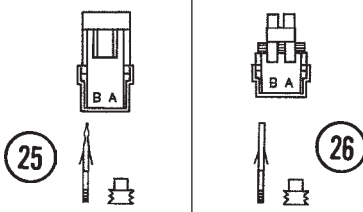
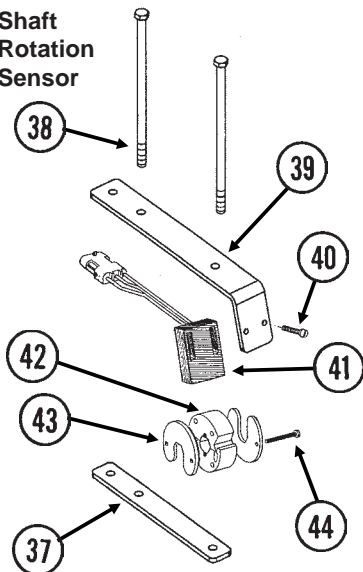
# KPM III ELECTRONIC SEED MONITOR

(MTR43w)

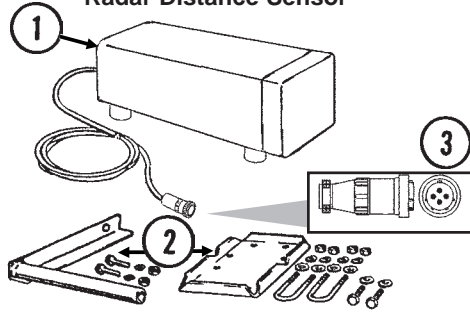
## Shaft Rotation Sensor



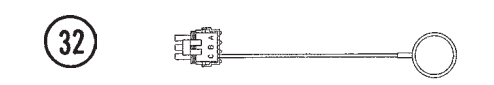
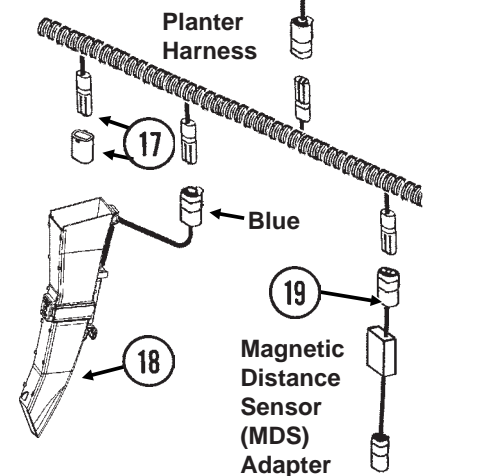
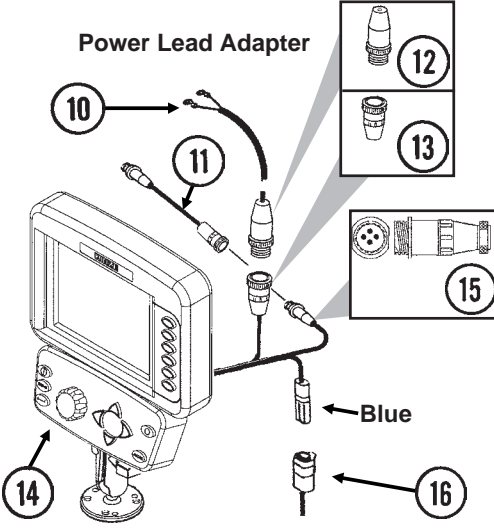
## Shaft Rotation Sensor




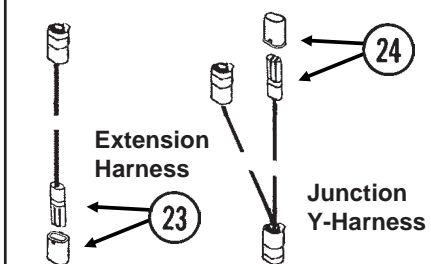
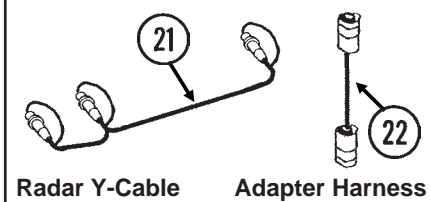
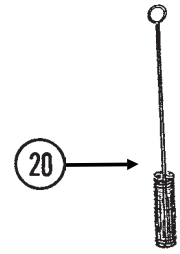
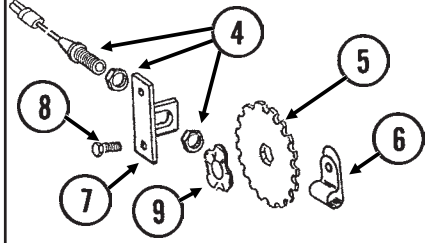
## Radar Distance Sensor



## Power Lead Adapter



## Magnetic Distance Sensor (MDS)



TEM	PART NO.	QTY.	DESCRIPTION
-----	----------	------	-------------

1.	GA7858	-	Radar Distance Sensor W/20' Cable
2.	GA8026	-	Radar Sensor Pipe/Mounting Bracket Package
3.	G1K323	-	4-Pin Connector Kit W/Female Housing, Includes: (4) Pins, (1) Cable Clamp
4.	GA5600	1	Magnetic Distance Sensor
5.	GD8751	-	Magnetic Distance Sensor Pulse Wheel
6.	GD6291	-	Insulated Clamp, 3/8"
7.	GD8770	1	Bracket
8.	G10001	2	Hex Head Cap Screw, 3/8"-16 x 1"
	G10229	2	Lock Washer, 3/8"
	G10101	2	Hex Nut, 3/8"-16

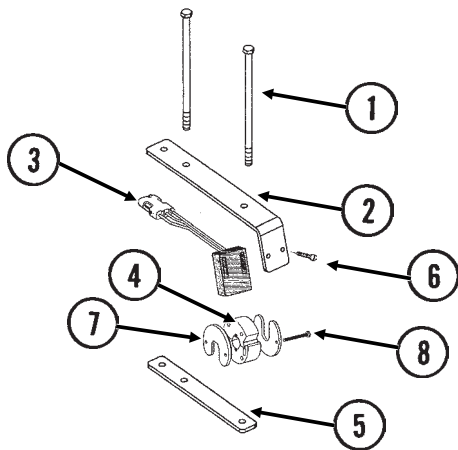
# KPM III ELECTRONIC SEED MONITOR

ITEM	PART NO.	QTY.	DESCRIPTION
9.	GD8771	1	Spring Wave Washer
10.	GA7856	1	Power Lead Adapter
11.	GA9144	-	Monitor/Radar Adapter Cable, 10"
12.	G1K267	-	Power Lead Adapter Connector Kit, Includes: (1) Cable Clamp, (1) 3-Pin Connector, (3) Male Terminal Pins
13.	G1K268	-	Console Cable Connector Kit, Includes: (1) Cable Clamp, (1) 3-Pin Connector, (1) Lock Ring, (3) Female Terminal Pins
14.	GA11039	1	KPM III Backlit Console W/Brush (Item 23), Dust Plug (Item 34), Mounting Bracket Assembly, Console Mounting Bracket Hardware And Power Harness
	GA12403	-	Mounting Bracket Assembly, Includes: (2) Mounting Brackets, (2) Connector Halves, (1) Compression Spring, (1) Tension Knob, (1) 1/4"-20 x 1 3/4" Hex Head Cap Screw, (1) 1/4" Plastic Washer, (1) 1/4" Steel Washer
	GR1762	-	Console Mounting Bracket Hardware Package, Includes: (3) No. 10-32 x 5/8" Hex Socket Pan Head Screws, (3) No. 10 Lock Washers
	GR1764	-	Power Harness
15.	G1K322	-	4-Pin Connector Kit W/Male Housing, (4) Female Socket Contacts And (1) Cable Clamp
16.		-	Included In Tractor/Planter Wiring Harness, See Pages P142-P144
17.	GA7850	-	Planter Harness W/Dust Caps, 8 Row (12 Connectors)
	GA7851	-	Planter Harness W/Dust Caps, 12 Row (16 Connectors)
	GA8050	-	Planter Harness W/Dust Caps, 18 Row (22 Connectors)
	GD11993	-	Dust Cap
18.	GA12650	-	Seed Tube W/Computerized Sensor, EdgeVac®
	GR1737	-	Sensor Only, EdgeVac®
	GA12636	-	Seed Tube (With Holes For Sensor Installation), EdgeVac®
19.	GA7859	1	Magnetic Distance Sensor Adapter (Analog To Digital)
20.	GR0594	-	Brush
21.	GR0586	1	Radar Y-Cable (Used To Connect Radar Distance Sensor For Multiple Functions)
22.	GA7857	-	Adapter Harness, 1'
23.	GA7854	-	Extension Harness W/Dust Cap, 15'
	GA7855	-	Extension Harness W/Dust Cap, 30'
	GD11993	-	Dust Cap
24.	GA7853	-	Junction Y-Harness W/Dust Cap
	GD11993	-	Dust Cap
25.	G1K321	-	2-Pin Female Connector Kit (Black), Includes: (3) 2-Pin Female Housings, (6) Pin Contacts, (6) Seals
26.	G1K320	-	2-Pin Male Connector Kit (Black), Includes: (3) 2-Pin Male Housings, (6) Socket Contacts, (6) Seals
27.	G1K248	-	3-Pin Female Connector Kit (Black), Includes: (3) 3-Pin Female Housings, (9) Pin Contacts, (9) Seals
	G1K362	-	3-Pin Female Connector Kit (Blue), Includes: (3) 3-Pin Female Housings, (9) Pin Contacts, (9) Seals
28.	G1K252	-	3-Pin Male Connector Kit (Black), Includes: (3) 3-Pin Male Housings, (9) Socket Contacts, (9) Seals
	G1K363	-	3-Pin Male Connector Kit (Blue), Includes: (3) 3-Pin Male Housings, (9) Socket Contacts, (9) Seals
29.	GD11089	-	Sealing Plug
30.	G1K249	-	Acre Counter Switch Kit
31.	GA8046	-	Dust Plug (Black)
	GA9978	-	Dust Plug (Blue)
32.	GA8047	-	Dust Plug (Black)
	GA9979	-	Dust Plug (Blue)
33.	G1K364	-	Rotation Sensor Mount Kit, Includes: (2) Mounts, (2) GD11721 5" x 7" U-Bolts, (4) G10228 Lock Washers, (4) G10102 Hex Nuts, (1) Instruction
34.	GD11169	1	Mount
35.	GD11170	1	Spring Mount
36.	GD5857	2	Spring
37.	GD18168	2	Mount
38.	G10686	4	Hex Head Cap Screw, 3/8"-16 x 8"
	G10229	4	Lock Washer, 3/8"
	G10101	4	Hex Nut, 3/8"-16
39.	GD18118	2	Shaft Sensor Mount
40.	G10757	4	Pan Head Screw, No. 10-32 x 1 1/4"
	G10243	4	Washer, No. 10 SAE
	G10758	4	Hex Nut, No. 10-32
41.	GR1415	1	Rotation Sensor
42.	GR1414	1	Actuator
43.	GD11474	4	Cover
44.	G10927	4	Pan Head Machine Screw, No. 8-32 x 1 1/4", Stainless Steel
	G10931	4	Lock Washer, No. 8, Internal/External, Stainless Steel
	G10928	4	Hex Nut, No. 8-32, Stainless Steel
A.	GA6147	-	Magnetic Distance Sensor And Mounting Package (Items 4-9)

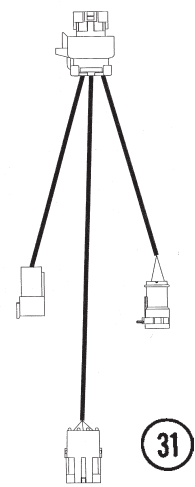
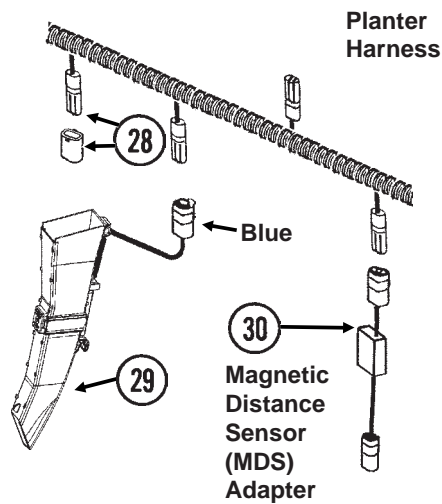
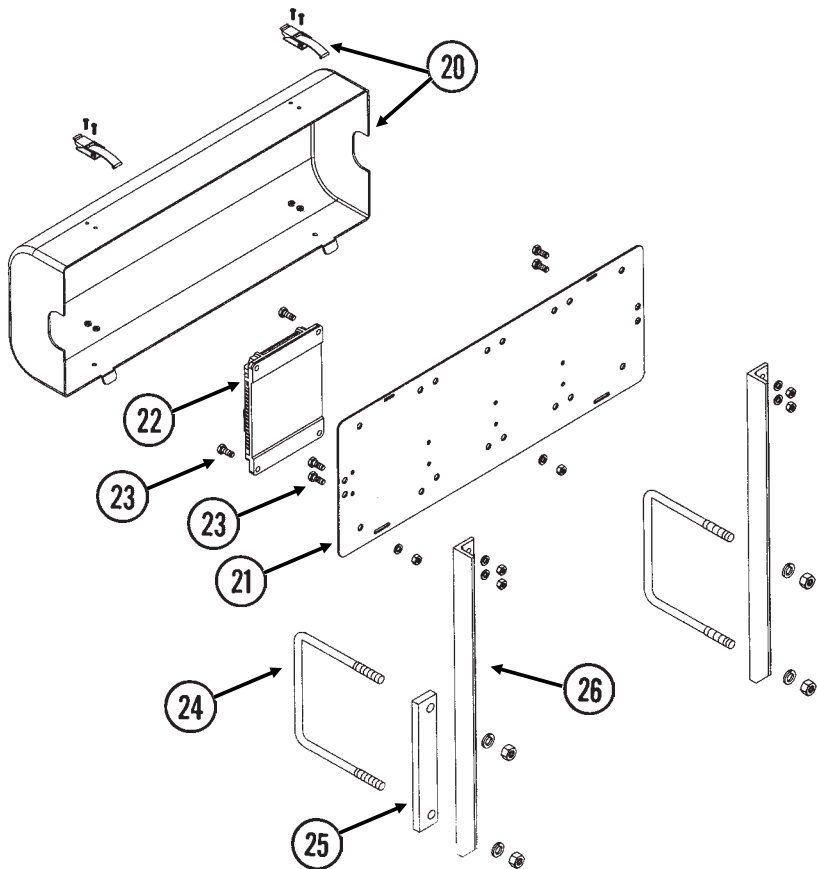
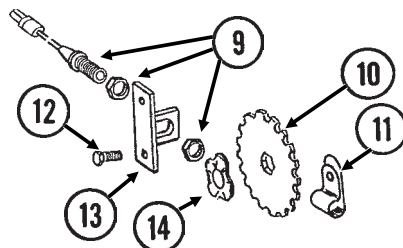
# PLANTER MONITOR MODULE (PMM)

(MTR60/MTR63/PMM01/MTR65/MTR61/MTR64/MTR62/PMM02)

## Shaft Rotation Sensor



## Magnetic Distance Sensor (MDS)



**NOTE: See Ag Leader manual for Ag Leader Insight display and associated cab harness components.**

ITEM	PART NO.	QTY.	DESCRIPTION
1.	G10686	4	Hex Head Cap Screw, 3/8"-16 x 8"
	G1-229	4	Lock Washer, 3/8"
	G10101	4	Hex Nut, 3/8"-16
	GD18118	2	Shaft Sensor Mount
3.	GR1415	1	Rotation Sensor
4.	GR1414	1	Actuator
5.	GD18168	2	Mount

# PLANTER MONITOR MODULE (PMM)

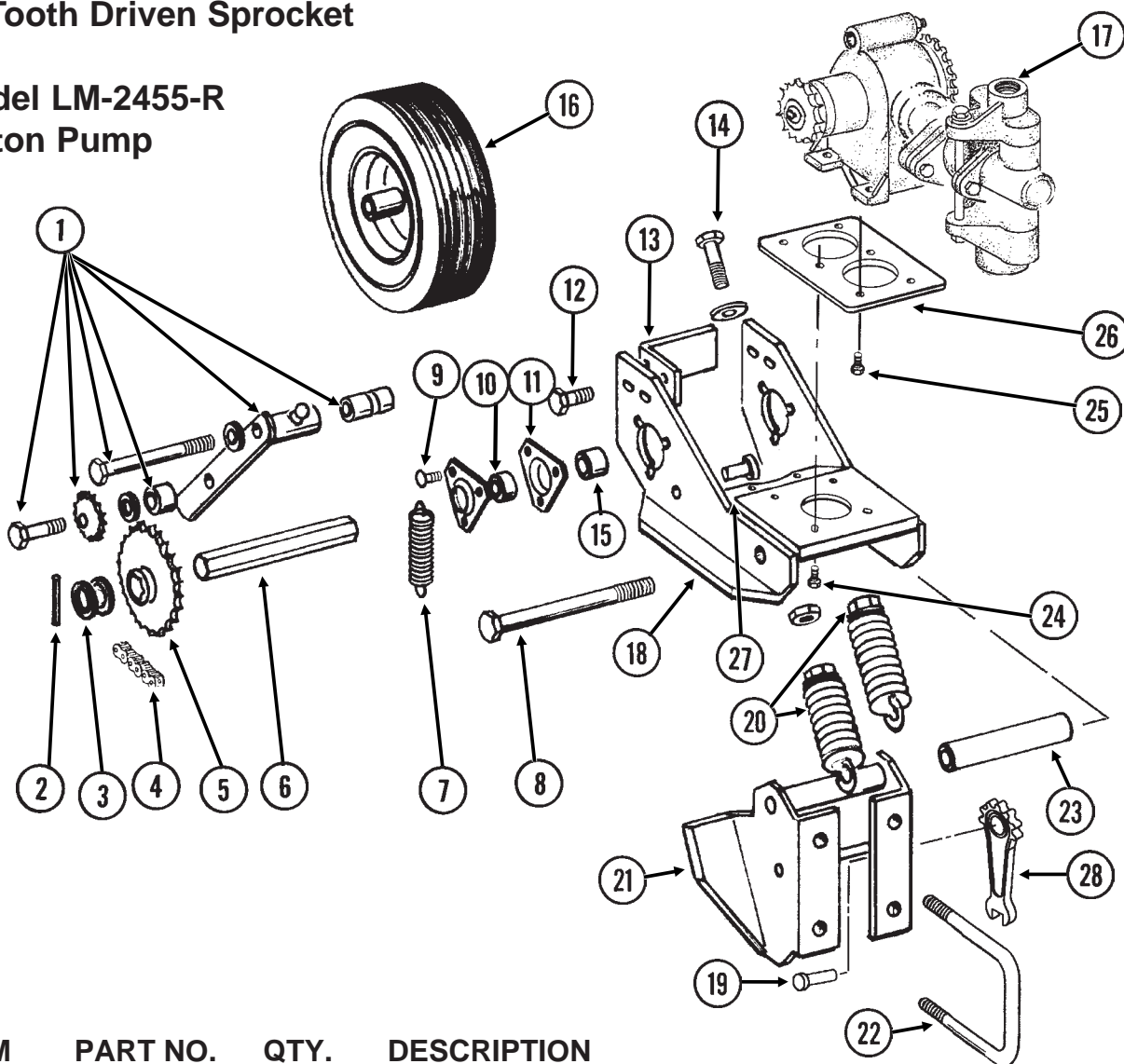
ITEM	PART NO.	QTY.	DESCRIPTION
6.	G10757	2	Pan Head Screw, No. 10-32 x 1 1/4"
	G10243	2	Washer, No. 10 SAE
	G10758	2	Hex Nut, No. 10-32
7.	GD11474	4	Cover
8.	G10927	4	Pan Head Machine Screw, No. 8-32 x 1 1/4", Stainless Steel
	G10931	4	Lock Washer, No. 8, Internal/External, Stainless Steel
	G10928	4	Hex Nut, No. 8-32, Stainless Steel
9.	GA5600	1	Magnetic Distance Sensor
10.	GD8751	-	Magnetic Distance Sensor Pulse Wheel
11.	GD6291	-	Insulated Clamp, 3/8"
12.	G10001	2	Hex Head Cap Screw, 3/8"-16 x 1"
	G10229	2	Lock Washer, 3/8"
	G10101	2	Hex Nut, 3/8"-16
13.	GD8770	1	Bracket
14.	GD8771	1	Spring Wave Washer
15.	GA8046	-	Dust Plug (Black)
	GA9978	-	Dust Plug (Blue)
16.	GA8047	-	Dust Plug (Black)
	GA9979	-	Dust Plug (Blue)
17.	G1K248	-	3-Pin Female Connector Kit (Black), Includes: (3) 3-Pin Female Housings, (9) Pin Contacts, (9) Seals
	G1K362	-	3-Pin Female Connector Kit (Blue), Includes: (3) 3-Pin Female Housings, (9) Pin Contacts, (9) Seals
18.	G1K252	-	3-Pin Male Connector Kit (Black), Includes: (3) 3-Pin Male Housings, (9) Socket Contacts, (9) Seals
	G1K363	-	3-Pin Male Connector Kit (Blue), Includes: (3) 3-Pin Male Housings, (9) Socket Contacts, (9) Seals
19.	GD11089	-	Sealing Plug
20.	GA12563	1	Module Cover Assembly W/Lock Clamps
	GA12641	-	Lock Clamp
	G11065	-	Phillips Pan Head Machine Screw, No. 8-32 x 5/8", Stainless Steel
	G11202	-	Lock Nut W/Nylon Insert, No. 8-32, Stainless Steel
21.	GD18013	1	Bracket
22.	GA12538	1	Planter Monitor Module
23.	G10043	4	Hex Head Cap Screw, 5/16"-18 x 3/4"
	G10232	4	Lock Washer, 5/16"
	G10106	4	Hex Nut, 5/16"-18
24.	GD7145	2	U-Bolt, 7" x 7" x 1/2"-13
	G10228	4	Lock Washer, 1/2"
	G10102	4	Hex Nut, 1/2"-13
25.	GD16316	2	Spacer
26.	GD16315	2	Support
27.	GR0594	-	Brush
28.	GA7850	2	Planter Harness W/Dust Caps, 16 Row (12 Connectors)
	GA7851	-	Planter Harness W/Dust Caps, 24 Row (16 Connectors)
	GA8050	-	Planter Harness W/Dust Caps, 36 Row (18 Connectors)
	GD11993	-	Dust Cap
29.	GA12650	-	Seed Tube W/Computerized Sensor, EdgeVac®
	GR1737	-	Sensor Only, EdgeVac®
	GA12636	-	Seed Tube (With Holes For Sensor Installation), EdgeVac®
30.	GA7859	1	Magnetic Distance Sensor Adapter (Analog To Digital)
31.	GA12557	1	Planter Monitor Cable
A.	GA6147	-	Magnetic Distance Sensor And Mounting Package (Items 9-14)

# LIQUID FERTILIZER PISTON PUMP DRIVE, 16, 24 AND 36 ROW

(FF571)

## 40 Tooth Drive Sprocket And 18 Tooth Driven Sprocket

### Model LM-2455-R Piston Pump



ITEM	PART NO.	QTY.	DESCRIPTION
------	----------	------	-------------

(Per Assy.)

1.	GA7244	1	Idler W/Sprocket, Bushing, Spacer And Hardware
	GA7154	-	Sprocket W/Bearing, 18 Tooth
	GD7889	-	Bushing, 1" O.D. x $\frac{9}{16}$ " I.D x $\frac{7}{16}$ " Long
	G10581	-	Hex Head Cap Screw, $\frac{1}{2}$ "-13 x 2 $\frac{1}{4}$ "
	G10216	-	Washer, $\frac{1}{2}$ " USS
	G10228	-	Lock Washer, $\frac{1}{2}$ "
	G10102	-	Hex Nut, $\frac{1}{2}$ "-13
	G10830	-	Hex Head Cap Screw, $\frac{5}{8}$ "-11 x 7 $\frac{1}{2}$ "
	G10205	-	Washer, $\frac{5}{8}$ " SAE
	G10230	-	Lock Washer, $\frac{5}{8}$ "
	G10104	-	Hex Nut, $\frac{5}{8}$ "-11
	GD10254	-	Spacer, 2 $\frac{3}{4}$ "
	G10640	-	Grease Fitting, $\frac{1}{4}$ "-28
2.	G10602	2	Spring Pin, $\frac{1}{4}$ " x 1 $\frac{1}{2}$ "
3.	G10233	5	Machine Bushing, 1", 10 Gauge

# LIQUID FERTILIZER PISTON PUMP DRIVE, 16, 24 AND 36 ROW

ITEM	PART NO.	QTY.	DESCRIPTION
		(Per Assy.)	
4.	G3310-91	1	Chain, No. 40, 91 Pitch Including Connector Link And Offset Link
	GR0912	-	Connector Link, No. 40
	GR0911	-	Offset Link, No. 40
5.	GA7180	1	Sprocket, 40 Tooth
6.	GD6825-11.25	1	Hex Shaft, 7/8" x 11 1/4" (2 Holes)
7.	GD5857	1	Spring
8.	G10093	1	Hex Head Cap Screw, 5/8"-11 x 8 1/2"
	G10230	1	Lock Washer, 5/8"
	G10104	1	Hex Nut, 5/8"-11
9.	G10302	6	Carriage Bolt, 5/16"-18 x 7/8"
	G10221	6	Washer, 5/16" SAE
	G10232	6	Lock Washer, 5/16"
	G10106	6	Hex Nut, 5/16"-18
10.	G2100-03	2	Bearing, 7/8" Hex Bore, Spherical
11.	G3400-01	4	Flangette
12.	G10004	2	Hex Head Cap Screw, 3/8"-16 x 1 1/4"
	G10210	4	Washer, 3/8" USS
	G10229	2	Lock Washer, 3/8"
	G10101	2	Hex Nut, 3/8"-16
13.	GD11556	1	Scraper
14.	G10053	2	Hex Head Cap Screw, 1/2"-13 x 2 1/2"
	G10216	2	Washer, 1/2" USS
	G10102	2	Hex Nut, 1/2"-13
15.	GD10200	2	Sleeve, 3/4" Long
16.	GA5090	-	Tire And Rim Assembly (Specify Brand*)
	GD5753	1	Tire, 4.10" x 6" (Specify Brand*)
	GD5752	1	Inner Tube
17.		-	See "Liquid Fertilizer Piston Pump", Pages P160-P163
18.	GA7246	1	Base Mount
19.	G10478	2	Clevis Pin, 5/16" x 1"
	G10409	2	Retaining Ring, 5/16"
	G10670	1	Hair Pin Clip, No. 3
20.	GA2068	2	Spring W/Plug
21.	GA7245	1	Pump Mount W/Grease Fitting
	G10641	-	Grease Fitting, 1/8" NPT
22.	GD11289	2	U-Bolt, 7" x 4" x 5/8"-11
	G10230	4	Lock Washer, 5/8"
	G10104	4	Hex Nut, 5/8"-11
23.	GD10244-01	1	Sleeve, 7 1/16"
24.	G10062	4	Hex Head Cap Screw, 3/8"-16 x 3"
	G10229	4	Lock Washer, 3/8"
	G10101	4	Hex Nut, 3/8"-16
25.	G10003	4	Hex Head Cap Screw, 3/8"-16 x 1 1/2"
	G10210	4	Washer, 3/8" USS
	GR1122	4	Mounting Pad
	G10229	4	Lock Washer, 3/8"
	G10101	4	Hex Nut, 3/8"-16
26.	GD11554	1	Pump Mount
27.	G10478	2	Clevis Pin, 5/16" x 1"
	G10409	2	Retaining Ring, 5/16"
28.			See "Liquid Fertilizer Piston Pump (Crankcase Assembly)", Pages 160 And P161

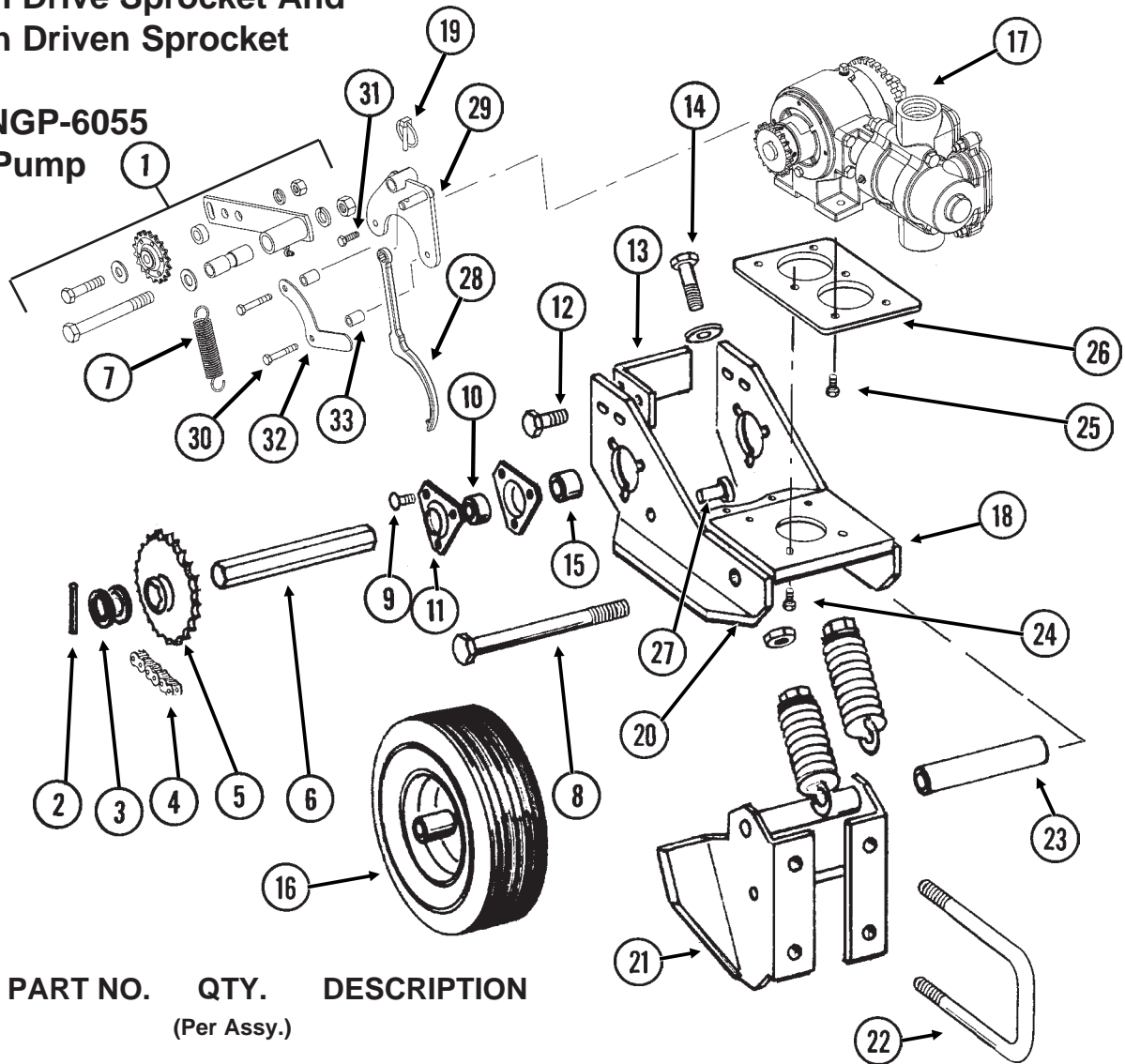
\* Specific brand requests will be supplied only as available from current KINZE® Repair Parts stock. If a specific brand requested is not in stock, the brand available will be supplied. Different brand tires may have different diameters. Change in tire brand may affect rates. Field checks are recommended after any change in contact tires.

# LIQUID FERTILIZER PISTON PUMP DRIVE, 16, 24 AND 36 ROW

(FF124a)

## 40 Tooth Drive Sprocket And 18 Tooth Driven Sprocket

### Model NGP-6055 Piston Pump



ITEM	PART NO.	QTY.	DESCRIPTION
		(Per Assy.)	
1.	GA12597	1	Idler W/Sprocket, Bushing, Spacer And Hardware
	GA7154	-	Sprocket W/Bearing, 18 Tooth
	GD7889	-	Bushing, 1" O.D. x $\frac{9}{16}$ " I.D x $\frac{7}{16}$ " Long
	G10581	-	Hex Head Cap Screw, $\frac{1}{2}$ "-13 x 2 $\frac{1}{4}$ "
	G10216	-	Washer, $\frac{1}{2}$ " USS
	G10228	-	Lock Washer, $\frac{1}{2}$ "
	G10102	-	Hex Nut, $\frac{1}{2}$ "-13
	G10011	-	Hex Head Cap Screw, $\frac{5}{8}$ "-11 x 5 $\frac{1}{2}$ "
	G10205	-	Washer, $\frac{5}{8}$ " SAE
	G10230	-	Lock Washer, $\frac{5}{8}$ "
	G10104	-	Hex Nut, $\frac{5}{8}$ "-11
	GD10254	-	Spacer, 2 $\frac{3}{4}$ "
	G10779	-	Grease Fitting, 90°, $\frac{1}{4}$ "-28
2.	G10602	2	Spring Pin, $\frac{1}{4}$ " x 1 $\frac{1}{2}$ "
3.	G10233	5	Machine Bushing, 1", 10 Gauge
4.	G3310-91	1	Chain, No. 40, 91 Pitch Including Connector Link And Offset Link
	GR0912	-	Connector Link, No. 40
	GR0911	-	Offset Link, No. 40

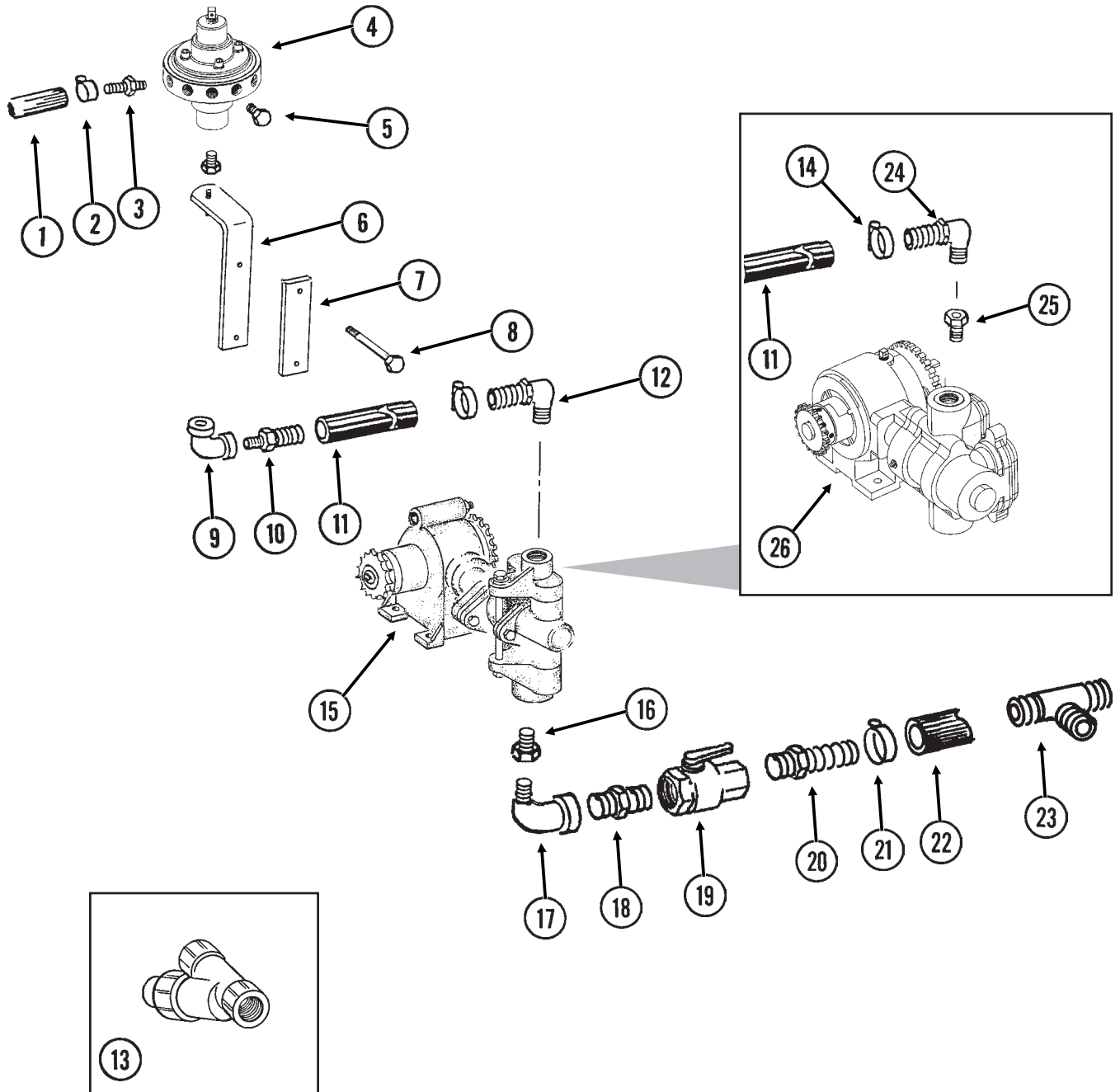
# LIQUID FERTILIZER PISTON PUMP DRIVE, 16, 24 AND 36 ROW

ITEM	PART NO.	QTY.	DESCRIPTION
		(Per Assy.)	
5.	GA7180	1	Sprocket, 40 Tooth
6.	GD6825-11.25	1	Hex Shaft, 7/8" x 11 1/4" (2 Holes)
7.	GD5857	1	Spring
8.	G10093	1	Hex Head Cap Screw, 5/8"-11 x 8 1/2"
	G10230	1	Lock Washer, 5/8"
	G10104	1	Hex Nut, 5/8"-11
9.	G10302	6	Carriage Bolt, 5/16"-18 x 7/8"
	G10221	6	Washer, 5/16" SAE
	G10232	6	Lock Washer, 5/16"
	G10106	6	Hex Nut, 5/16"-18
10.	G2100-03	2	Bearing, 7/8" Hex Bore, Spherical
11.	G3400-01	4	Flangette
12.	G10004	2	Hex Head Cap Screw, 3/8"-16 x 1 1/4"
	G10210	4	Washer, 3/8" USS
	G10229	2	Lock Washer, 3/8"
	G10101	2	Hex Nut, 3/8"-16
13.	GD11556	1	Scraper
14.	G10053	2	Hex Head Cap Screw, 1/2"-13 x 2 1/2"
	G10216	2	Washer, 1/2" USS
	G10102	2	Hex Nut, 1/2"-13
15.	GD10200	2	Sleeve, 3/4" Long
16.	GA5090	-	Tire And Rim Assembly (Specify Brand*)
	GD5753	1	Tire, 4.10" x 6" (Specify Brand*)
	GD5752	1	Inner Tube
17.		-	See "Liquid Fertilizer Piston Pump", Pages P164 And P165
18.	GA7246	1	Base Mount
19.	GD2558	1	Lynch Pin, 1/4"
20.	GA2068	2	Spring W/Plug
21.	GA7245	1	Pump Mount W/Grease Fitting
	G10641	-	Grease Fitting, 1/8" NPT
22.	GD11289	2	U-Bolt, 7" x 4" x 5/8"-11
	G10230	4	Lock Washer, 5/8"
	G10104	4	Hex Nut, 5/8"-11
23.	GD10244-01	1	Sleeve, 7 1/16"
24.	G10062	4	Hex Head Cap Screw, 3/8"-16 x 3"
	G10229	4	Lock Washer, 3/8"
	G10101	4	Hex Nut, 3/8"-16
25.	G10003	4	Hex Head Cap Screw, 3/8"-16 x 1 1/2"
	G10210	4	Washer, 3/8" USS
	GR1122	4	Mounting Pad
	G10229	4	Lock Washer, 3/8"
	G10101	4	Hex Nut, 3/8"-16
26.	GD11554	1	Pump Mount
27.	G10478	2	Clevis Pin, 5/16" x 1"
	G10409	2	Retaining Ring, 5/16"
28.			See "Liquid Fertilizer Piston Pump", Pages P164 And P165
29.	GA12616	1	Idler Mounting Bracket
30.	G10041	2	Hex Head Cap Screw, 5/16"-18 x 2"
31.	G10019	1	Hex Head Cap Screw, 5/16"-18 x 1"
32.	GD18065	1	Guide
33.	GD2971-17	2	Sleeve, 7/8" Long

\* Specific brand requests will be supplied only as available from current KINZE® Repair Parts stock. If a specific brand requested is not in stock, the brand available will be supplied. Different brand tires may have different diameters. Change in tire brand may affect rates. Field checks are recommended after any change in contact tires.

# LIQUID FERTILIZER HOSES AND FITTINGS, 16, 24 AND 36 ROW

(FF84c/FF84cc)



# LIQUID FERTILIZER HOSES AND FITTINGS, 16, 24 AND 36 ROW

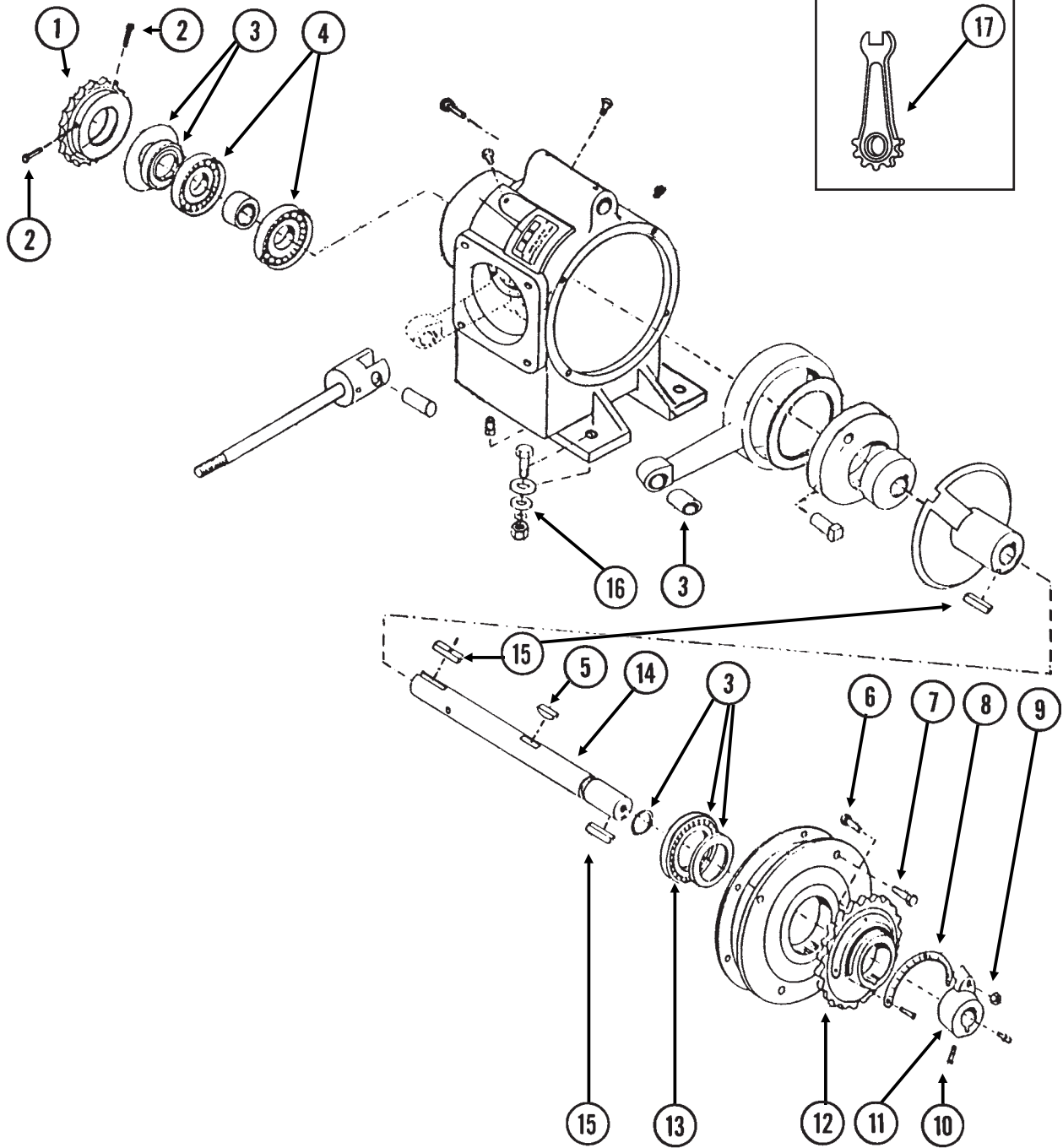
---

ITEM	PART NO.	QTY.	DESCRIPTION
1.	G4301-07	1	Hose, 3/8" x 200', 16 Row
	G4301-08	-	Hose, 3/8" x 250', 24 And 36 Row
	G4301-04	-	Hose, 3/8" x 100', 36 Row
2.	G10681	-	Hose Clamp, No. 6
3.	GD11700	18-24	Adapter, 1/4" NPT To 3/8" Barb
4.		-	See "Liquid Fertilizer Piston Pump Flow Divider", Pages P166 And P167
5.	G10292	-	Pipe Plug, 1/4" NPT
6.	GA6527	2	Mount, 3/4" NPT
7.	GD10248	2	Bar
8.	G10152	2	Hex Head Cap Screw, 5/8"-11 x 9"
	G10230	2	Lock Washer, 5/8"
	G10104	2	Hex Nut, 5/8"-11
9.	G10733	2	Elbow, 90°, 3/4" Female NPT
10.	G10734	2	Adapter, 3/4" NPT To Barb
11.	G4205-08	2	Hose, 3/4" x 150"
12.	G10896	-	Elbow, 90°, 1" NPT To 3/4" Barb
13.	GA3893	1	Strainer Complete
	GR0880	-	Screen, No. 40 Mesh
	GR0881	-	Gasket
	GR0882	-	Y-Body
	GR0883	-	End Cap
14.	G10278	-	Hose Clamp, No. 16
15.		-	See "Liquid Fertilizer Piston Pump", Pages P160-P163
16.	G10615	2	Reducing Bushing, 1 1/2" Male NPT To 1 1/4" Female
17.	G10887	2	Elbow, 90°, 1 1/4" Male NPT To Female
18.	G10619	2	Close Nipple, 1 1/4" NPT
19.	GA4976	2	Shutoff Valve, 1 1/4" NPT
	GR1015	-	Body O-Ring
	GR1016	-	Stem O-Ring
	GR1017	-	Teflon Seat
	GR1018	-	Ball
	GR1019	-	Handle
20.	G10626	4	Adapter, 1 1/4" NPT To Barb
21.	G10674	2	Hose Clamp, No. 24
22.	G4200-01	1	Hose, 1 1/4" x 22'
23.	G10633	1	Tee, 1 1/4" Barb
24.	G10917	2	Elbow, 90°, 3/4" NPT To Barb
25.	G11237	2	Reducing Bushing, 1 1/2" Male NPT To 3/4" Female
26.		-	See "Liquid Fertilizer Piston Pump", Pages P164 And P165

# LIQUID FERTILIZER PISTON PUMP (Crankcase Assembly) Uses 18 Tooth Sprocket

JB-L4400-991/CCU077(FRTZ172b)

Model LM-2455-R



# LIQUID FERTILIZER PISTON PUMP (Crankcase Assembly) Uses 18 Tooth Sprocket

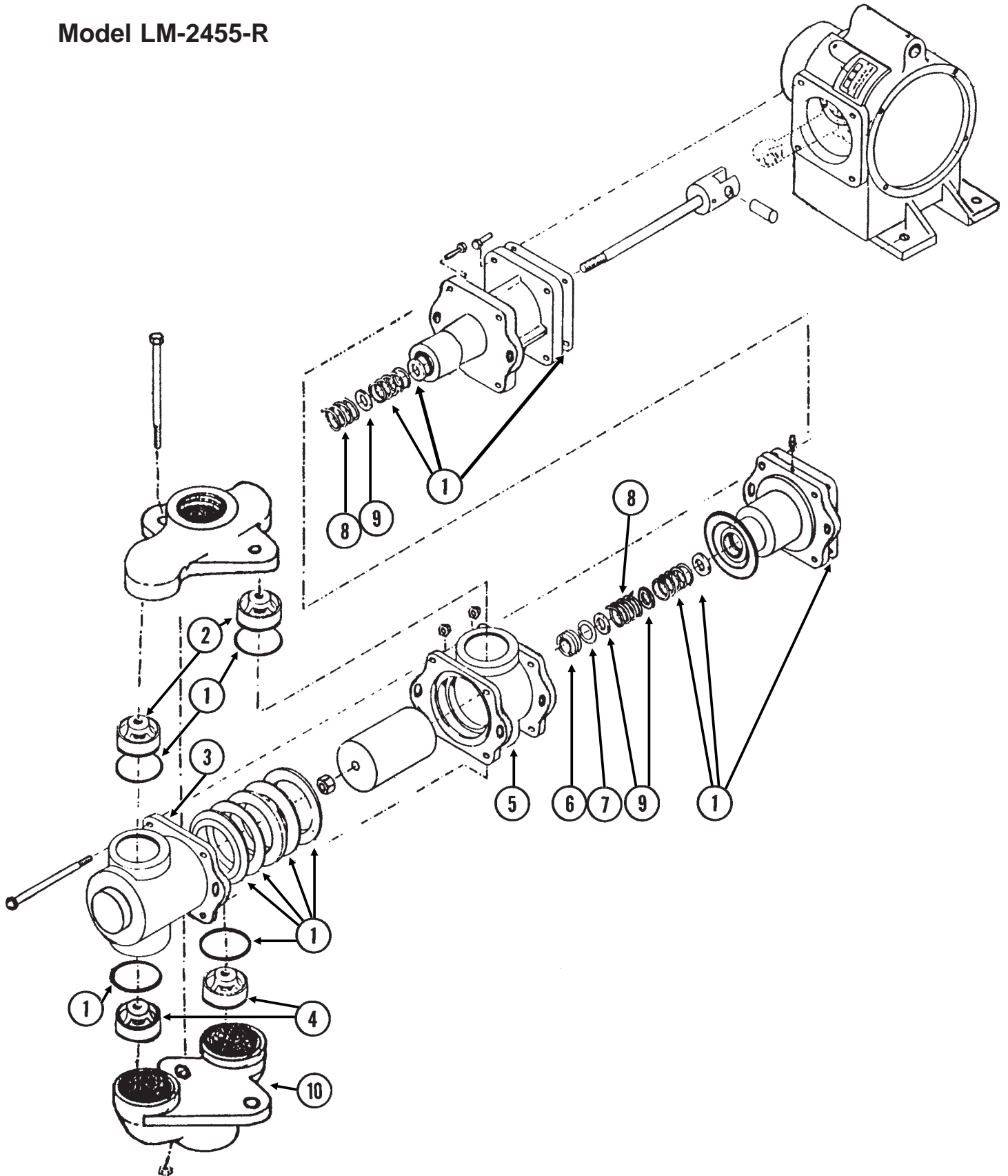
---

ITEM	PART NO.	QTY.	DESCRIPTION
1.	GR1389	1	Sprocket, 18 Tooth
2.	G10688	2	Square Head Set Screw, $\frac{3}{8}$ "-16 x $\frac{5}{8}$ "
3.	GR1425	1	Repair Kit, Includes Item 1 On Pages P162 And P163
4.	GR1427	2	Bearing
5.	GR1420	1	Woodruff Key, $\frac{3}{8}$ "-16 x 1 $\frac{3}{4}$ "
6.	GR1167	1	Square Head Cap Screw, $\frac{3}{8}$ "-16 x 1 $\frac{3}{4}$ "
7.	G10043	4	Hex Head Cap Screw, $\frac{5}{16}$ "-18 x $\frac{3}{4}$ "
8.	GR1168	1	Scale
9.	G10108	1	Lock Nut, $\frac{3}{8}$ "-16
10.	G10693	3	Hex Socket Head Set Screw, $\frac{5}{16}$ "-18 x $\frac{3}{8}$ "
11.	GR1165	1	Arm
12.	GR1114	1	Flange
13.	GR1116	1	Bearing
14.	GR1421	1	Crankshaft
15.	GR1118	2	Setting Arm Key
16.		-	See "Liquid Fertilizer Piston Pump Drive", Pages P154 And P155
17.	GR1424	1	Adjustment Wrench
A.	GA8069	-	Piston Pump Complete W/18 Tooth Sprocket (Model LM-2455-R), Includes Crankcase Assembly On This Page And Cylinder Assembly On Pages P162 And P163

# LIQUID FERTILIZER PISTON PUMP (Cylinder Assembly) Uses 18 Tooth Sprocket

JB-L2190-991(FRTZ171)

Model LM-2455-R



# LIQUID FERTILIZER PISTON PUMP (Cylinder Assembly)

## Uses 18 Tooth Sprocket

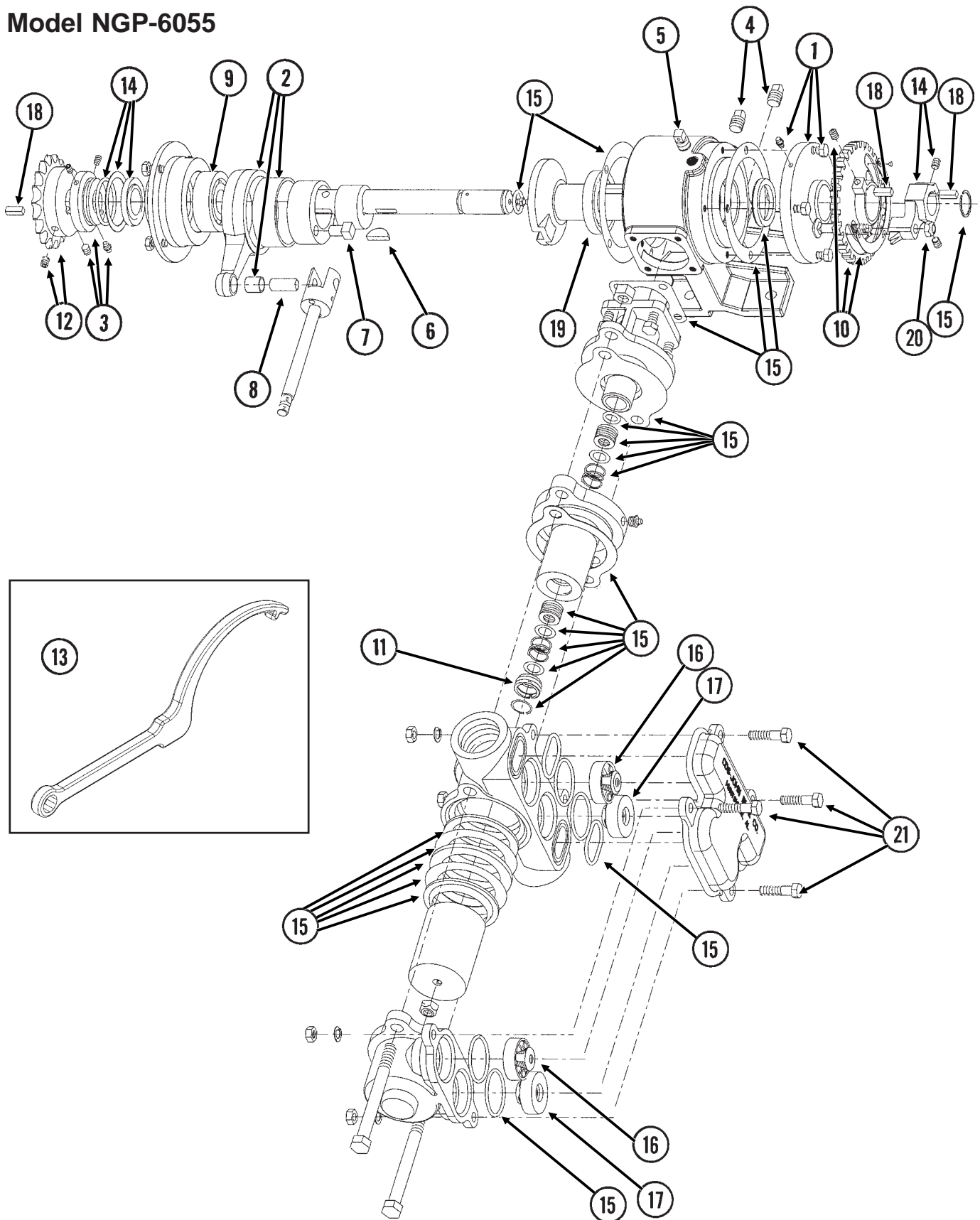
---

ITEM	PART NO.	QTY.	DESCRIPTION
1.	GR1425	1	Repair Kit, Includes Item 3 On Pages P160 And P161
2.	GR1144	2	Discharge Valve
3.	GR1423	1	Outboard Cylinder
4.	GR1142	2	Suction Valve
5.	GR1422	1	Inboard Cylinder
6.	GR1134	1	Stuffing Box Insert
7.	GR1133	1	Retaining Ring
8.	GR1130	2	Packing Spring
9.	GR1129	3	Washer
10.	GR1451	1	Suction Manifold

# LIQUID FERTILIZER PISTON PUMP Uses 18 Tooth Sprocket

(A12335a/GR1808)

## Model NGP-6055



# LIQUID FERTILIZER PISTON PUMP

## Uses 18 Tooth Sprocket

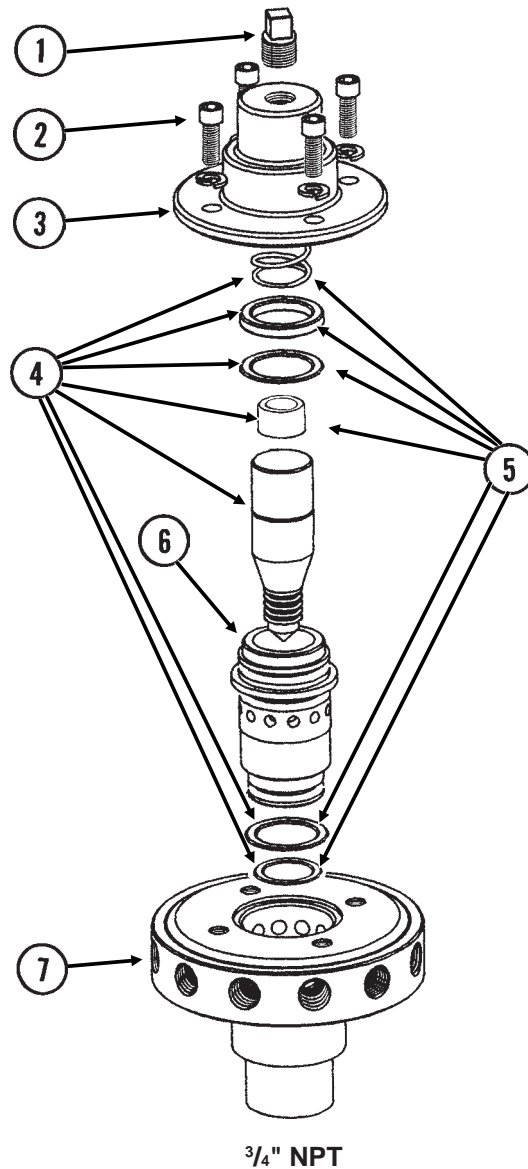
---

ITEM	PART NO.	QTY.	DESCRIPTION
1.	GR1804	1	Flange Cover Assembly
	G10991	4	Hex Head Cap Screw, $\frac{5}{16}$ "-18 x $\frac{7}{8}$ "
2.	GR1802	1	Connecting Rod Assembly
3.	GR1801	1	Spacer Assembly
	G10693	3	Hex Socket Head Set Screw, $\frac{5}{16}$ "-18 x $\frac{3}{8}$ "
4.	GR1123	2	Plug
5.	GR1543	1	Vent Plug
6.	GR1112	1	Woodruff Key
7.	GR1120	1	Eccentric Pin
8.	GR1124	1	Pin
9.	GR1104	1	Bearing
10.	GR1805	1	Setting Hub Assembly
11.	GR1134	1	Stuffing Box Insert
12.	GR1389	1	Sprocket, 18 Tooth
13.	GR1808	1	Adjustment Wrench
14.	GR1806	1	Setting Pointer Assembly
15.	GR1795	1	Repair Kit, Includes: (6) Gaskets, (9) O-Rings, (4) Washers, (1) Retaining Ring, (2) Oil Seals, (1) Snap Ring, (1) Thrust Washer, (1) Rod Bushing, (2) Flange Plunger Packings, (2) Packing Springs, (2) Rod Vee Packing Sets
16.	GR1799	2	Discharge Valve Assembly
17.	GR1797	2	Suction Valve Assembly
18.	GR1118	3	Setting Arm Key
19.	GR1116	1	Bearing
20.	G10306	1	Carriage Bolt, $\frac{3}{8}$ "-16 x 2"
	G10108	1	Lock Nut, $\frac{3}{8}$ "-16
21.	G10003	4	Hex Head Head Cap Screw, $\frac{3}{8}$ "-16 x 1 $\frac{1}{2}$ "
	G10210	4	Washer, $\frac{3}{8}$ " USS
	G10229	4	Lock Washer, $\frac{3}{8}$ "
	G10101	4	Hex Nut, $\frac{3}{8}$ "-16
A.	GA12330	-	Piston Pump Complete W/18 Tooth Sprocket (Model NGP-6055)

# LIQUID FERTILIZER PISTON PUMP FLOW DIVIDER, 16 AND 24 ROW

(FRTZ202c)

## Model FD-1200 Flow Divider, 12 Outlet

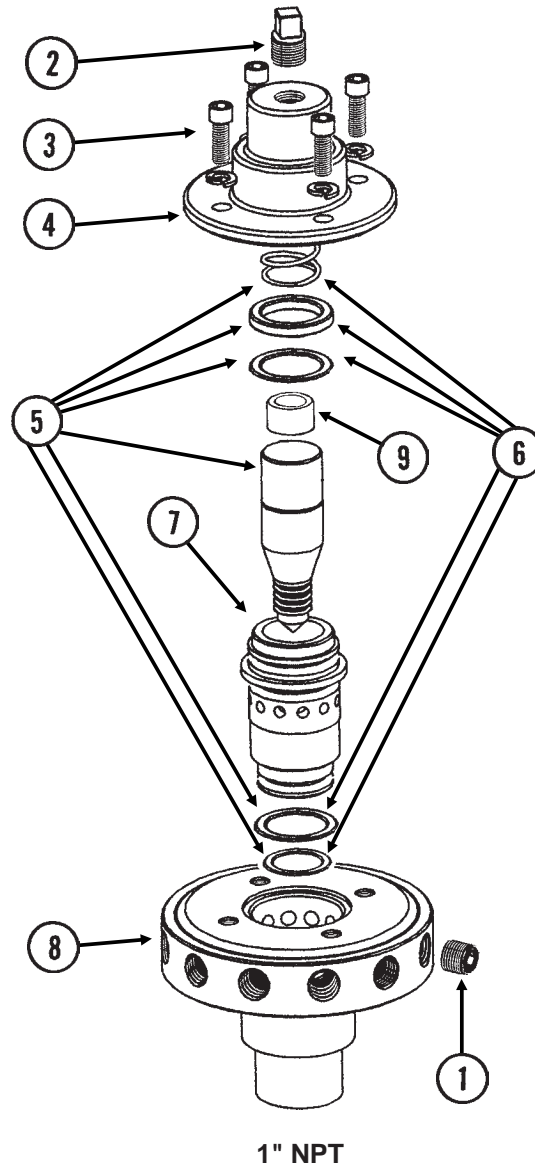


ITEM	PART NO.	QTY.	DESCRIPTION
1.	GR1543	1	Plug
2.	GR1542	4	Hex Socket Head Screw, 1/4"-20 x 3/4"
	GR1541	4	Lock Washer, 1/4", Stainless Steel
3.	GR1540	1	Cap
4.	GR1544	1	Needle Assembly W/Seal Kit (Item 22)
5.	GR1545	1	Seal Kit, Includes: (3) O-Rings, (1) Seal, (1) Spring, (1) Stainless Steel Sleeve
6.	GR1535	1	Sleeve
7.	GR1533	1	Body (12 Outlets)
A.	GA8931	1	Liquid Fertilizer Piston Pump Flow Divider Complete, 12 Outlet (Model FD-1200)

# LIQUID FERTILIZER PISTON PUMP FLOW DIVIDER, 36 ROW

JB-L2190-991(PT40b/FRTZ202d)

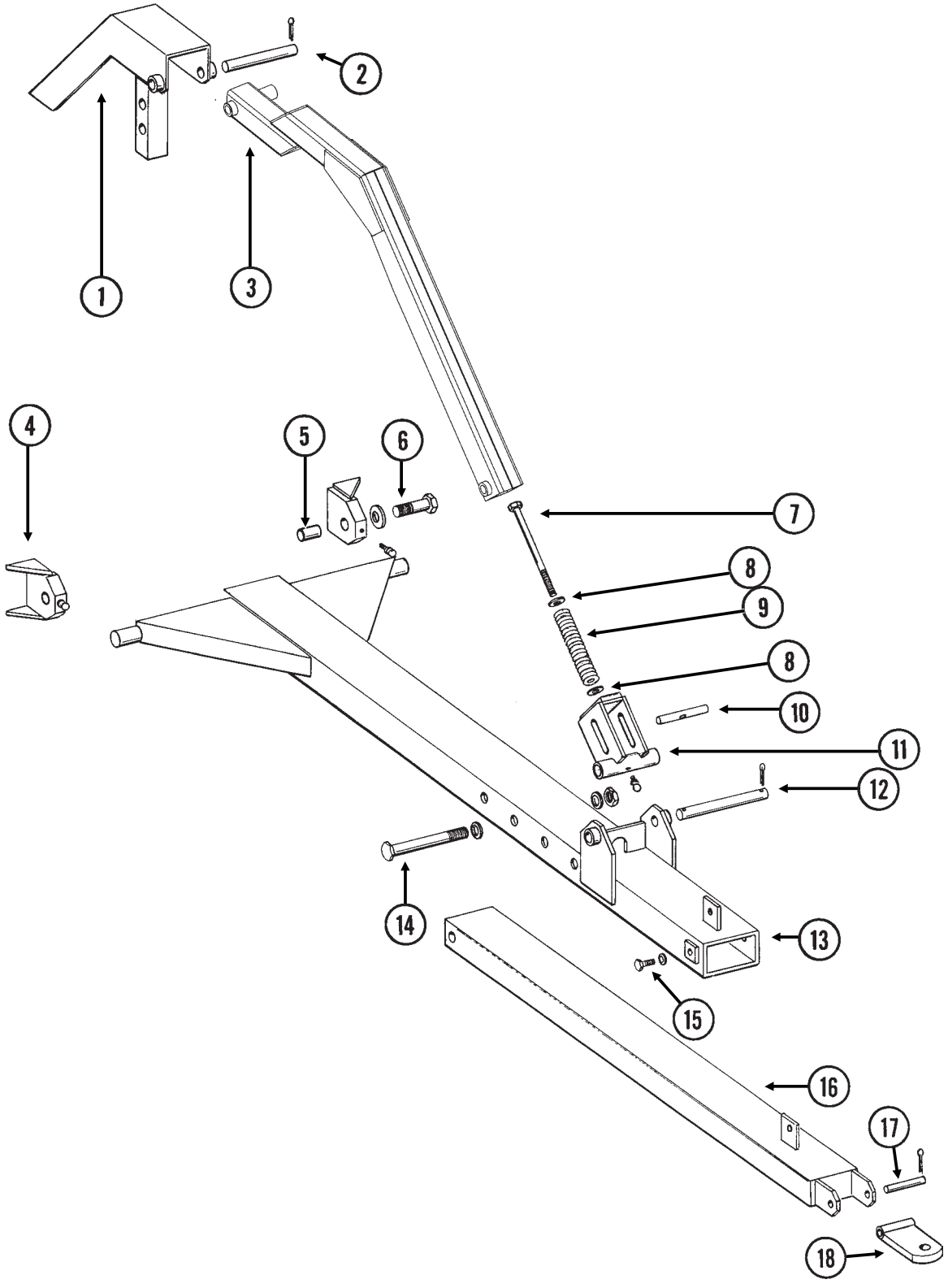
## Model FD-2000 Flow Divider, 20 Outlet



ITEM	PART NO.	QTY.	DESCRIPTION
1.	G10350	4	Hex Socket Head Plug, 1/4" NPT
2.	GR1543	1	Plug
3.	GR1542	4	Hex Socket Head Screw, 1/4"-20 x 3/4", Stainless Steel
	GR1541	4	Lock Washer, 1/4", Stainless Steel
4.	GR1566	1	Cap
5.	GR1567	1	Needle Assembly W/Seal Kit (Item 7)
6.	GR1568	1	Seal Kit, Includes: (3) O-Rings, (1) Seal, (1) Spring
7.	GR1561	1	Sleeve
8.	GR1559	1	Body (20 Outlets)
9.	GR1574	1	Sleeve, 1" O.D. x 1/2" Long, Stainless Steel
A.	GA9407	1	Liquid Fertilizer Piston Pump Flow Divider Complete, 20 Outlet (Model FD-2000)

# REAR TRAILER HITCH, 16 ROW 30", 16 ROW 38" AND 24 ROW 30"

(FF96)



# REAR TRAILER HITCH, 16 ROW 30", 16 ROW 38" AND 24 ROW 30"

---

ITEM	PART NO.	QTY.	DESCRIPTION
1.	A7252	1	Link Mount <b>(Non-Stock Item)</b>
2.	GD3547	1	Pin, 1 1/4" x 12 3/4"
	G10460	2	Cotter Pin, 1/4" x 2"
3.	GA9408	1	Top Link W/Grease Fitting, 16 Row 38" And 24 Row 30"
	G10640	-	Grease Fitting, 1/4"-28
4.		-	See "Axle And Transport Lockup", Page P88
5.	GD10297	2	Bushing, 1 3/4"
6.	G10837	2	Hex Head Cap Screw, 7/8"-9 x 3"
	G10330	2	Lock Washer, 7/8"
7.	GD7907	1	Special Bolt
8.	GB0213	2	Spring Seat
9.	GD10273	1	Compression Spring
10.	GD10296	1	Pin, 1 1/4" x 5 1/2"
11.	GA7258	1	Side Link W/Grease Fitting
	G10641	-	Grease Fitting, 1/8" NPT
12.	GD1702	1	Pin, 1 1/4" x 10 1/4"
	G10460	2	Cotter Pin, 1/4" x 2"
13.	GA7254	1	Front Hitch
14.	G10838	1	Hex Head Cap Screw, 1"-8 x 8 1/2"
	G10200	2	Washer, 1" USS
	G10396	1	Lock Nut, 1"-8
15.	G10055	2	Hex Head Cap Screw, 5/8"-11 x 1 1/4"
	G10230	2	Lock Washer, 5/8"
16.	GA7256	1	Rear Hitch
17.	GD8839	1	Pin, 1 1/4" x 6 1/4"
	G10460	2	Cotter Pin, 1/4" x 2"
18.	GA6177	1	Clevis W/Grease Fitting
	G10640	-	Grease Fitting, 1/4"-28

# DECALS, PAINT AND MISCELLANEOUS

**WARNING**

ALWAYS USE SAFETY PINS IN TRANSPORT POSITION

7100-2

1

**WARNING**

TO AVOID INJURY -- ALWAYS LOWER PLANTER UNITS TO THE GROUND BEFORE UNHITCHING PLANTER. TONGUE CAN RAISE SUDDENLY.

7100-43

3

**WARNING**

1. Read and understand the Operator's Manual.
2. Stop the tractor engine before leaving the operator's platform.
3. Keep riders off the machine.
4. Make certain everyone is clear of the machine before starting the tractor engine and operating.
5. Keep all shields in place.
6. Never lubricate, adjust, unplug or service the machine with tractor engine running.
7. Wait for all movement to stop before servicing.
8. Keep hands, feet and clothing away from moving parts.
9. Use flashing warning lights when operating on highways except when prohibited by law.

7100-46

4

**WARNING**

TO AVOID INJURY -- STAND CLEAR--KEEP OTHERS AWAY WHEN RAISING OR LOWERING MARKERS. BEFORE TRANSPORTING PLANTER FULLY EXTEND HYDRAULIC CYLINDERS AND INSTALL LOCKING PINS WHERE PROVIDED.

7100-42

2

**WARNING**

USE SAFETY CHAINS PROVIDED. TOW ONLY WITH FARM TRACTOR.

7100-302

6

**WARNING**

NEVER WALK UNDER OR WORK ON PLANTER WHEN IT IS RAISED WITHOUT SUPPORTING THE FRAMES WITH ADDITIONAL SUPPORTS.

7100-68

7

**KINZE**

5

**WARNING**

TO AVOID INJURY ALWAYS USE HYDRAULIC CYLINDER SAFETY LOCKOUT CHANNELS WHEN TRANSPORTING PLANTER ON THE ROAD. AFTER USE RETURN TO STORAGE LOCATION.

7100-43

8

**DANGER**

THIS PLANTER IS DESIGNED TO BE DRIVEN BY GROUND TIRES ONLY. THE USE OF HYDRAULIC, ELECTRIC OR PTO DRIVES MAY CREATE SERIOUS SAFETY HAZARDS TO YOU AND THE PEOPLE NEARBY. IF YOU INSTALL SUCH DRIVES YOU MUST FOLLOW ALL APPROPRIATE SAFETY STANDARDS AND PRACTICES TO PROTECT YOU AND OTHERS NEAR THIS PLANTER FROM INJURY.

7100-89

9

**WARNING**

THIS MACHINE HAS BEEN DESIGNED AND BUILT WITH YOUR SAFETY IN MIND. DO NOT MAKE ANY ALTERATIONS OR CHANGES TO THIS MACHINE. ANY ALTERATION TO THE DESIGN OR CONSTRUCTION MAY CREATE SAFETY HAZARDS.

7100-90

10



11



12

**WARNING**

AGRICULTURAL CHEMICALS CAN BE DANGEROUS. IMPROPER SELECTION OR USE CAN SERIOUSLY INJURE PERSONS, ANIMALS, PLANTS, SOIL OR OTHER PROPERTY. BE SAFE. SELECT THE RIGHT CHEMICAL FOR THE JOB. HANDLE WITH CARE. FOLLOW THE INSTRUCTIONS ON THE CONTAINER LABEL AND OF THE EQUIPMENT MANUFACTURER.

7100-115

13



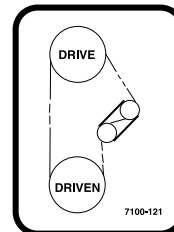
14

**DANGER**

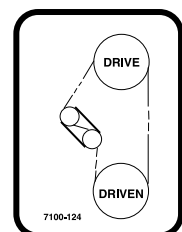
SERIOUS INJURY OR DEATH CAN RESULT FROM CONTACT WITH ELECTRICAL LINES. USE CARE TO AVOID CONTACT WITH ELECTRIC LINES WHEN MOVING OR OPERATING THIS MACHINE.

7100-117

15



16



17

USE 1 TABLESPOON POWDERED GRAPHITE WITH EACH HOPPER FILL OF SEED. SEED TREATMENT, FOREIGN MATERIAL, DIRT, OR SEED CHAFF MAY CAUSE GRADUAL REDUCTION OF SEED POPULATION. REFER TO MANUAL FOR MAINTENANCE AND CARE.

7100-153

18

**MARKER SPEED CONTROL**

SEE MANUAL FOR PROPER ADJUSTMENT

7100-160

19

ROTATE KNURLED COLLAR ON WRAP SPRING TIGHTENER TO RELEASE SPRING TENSION

7100-295

20

**ROTATION**

→

7100-192

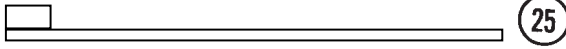
21



22

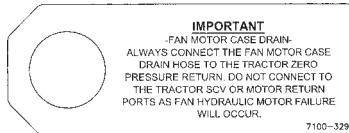

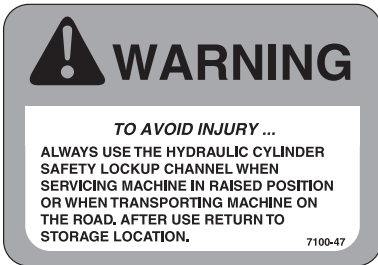
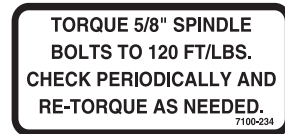
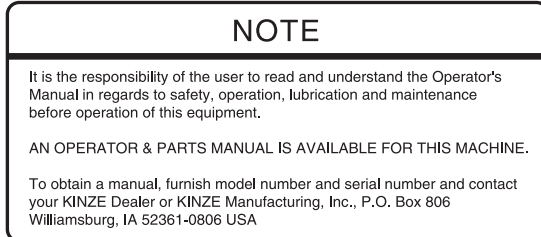



# DECALS, PAINT AND MISCELLANEOUS

## KINZE 3700 <sup>(23)</sup>



TRANSMISSION RATE REDUCTION		
DRIVE	DRIVEN	% REDUCTION IN POPULATION
15	30	50
17	30	43
23*	30	23
24	30	20
25*	30	17
26*	30	13
27	30	10

\* Use sprockets off seed drive transmission  
7100-214



ITEM	PART NO.	QTY.	DESCRIPTION
1.	G7100-02	1	Decal, Warning
2.	G7100-42	4	Decal, Warning
3.	G7100-43	1	Decal, Warning
4.	G7100-46	1	Decal, Warning
5.	G7100-54	1	Decal, KINZE®, 4 3/16" x 17 3/16"
6.	G7100-302	1	Decal, Warning
7.	G7100-68	2	Decal, Warning

(Continued On Following Page)

# DECALS, PAINT AND MISCELLANEOUS

ITEM	PART NO.	QTY.	DESCRIPTION
8.	G7100-83	2	Decal, Warning (1 Per Marker Lockup)
9.	G7100-89	4	Decal, Danger
10.	G7100-90	1	Decal, Warning
11.	G7100-110	-	Decal, Grease Weekly
12.	G7100-111	-	Decal, Oil Daily
13.	G7100-115	-	Decal, Warning (1 Per Granular Chemical Hopper)
14.	G7100-116	-	Decal, Grease Daily
15.	G7100-117	1	Decal, Danger
16.	G7100-121	1	Decal, Transmission, R.H.
17.	G7100-124	1	Decal, Transmission, L.H.
18.	G7100-153	-	Decal, Information (1 Per Seed Meter)
19.	G7100-160	-	Decal, Flow Control
20.	G7100-295	-	Decal, Spring Tension Release
21.	G7100-192	-	Decal, Point Row Clutch Rotation
22.	G7100-247	-	Decal, Logo, 4 <sup>3</sup> / <sub>8</sub> " x 4 <sup>1</sup> / <sub>2</sub> " (2 Per Row Unit)
	G7100-252	-	Decal, Logo, 3 <sup>1</sup> / <sub>2</sub> " x 3 <sup>5</sup> / <sub>8</sub> " (Hopper Panel Extension)
23.	G7100-246	2	Decal, 3700
24.	G7100-197	1	Decal, Warning
25.	GD1512	-	Tie Strap, 7 <sup>1</sup> / <sub>2</sub> "
	GD2117	-	Tie Strap, 14 <sup>1</sup> / <sub>2</sub> "
26.	G7100-214	1	Decal, Two-Speed Point Row Clutch Rate Reduction
27.	GD2199	1	SMV Sign
28.	GR0146MPP	-	Powdered Graphite, Twenty-Four 1 Pound Containers
29.	GR1570MPP	-	Talc Lubricant, Four 8 Pound Containers
30.	GR0155MPP	-	Blue Paint, Twelve Aerosol Cans
31.	G7100-219	-	Decal, Warning
32.	G7100-217	-	Decal, Note
33.	G7100-234	-	Decal, Bolt Torque
34.	GD10057-01	-	Hose Identification Sleeve, Red AA
	GD10057-02	-	Hose Identification Sleeve, Red BB
	GD10057-03	-	Hose Identification Sleeve, Blue AA
	GD10057-04	-	Hose Identification Sleeve, Blue BB
	GD10057-07	-	Hose Identification Sleeve, Yellow AA
	GD10057-08	-	Hose Identification Sleeve, Yellow BB
	GD10057-11	-	Hose Identification Sleeve, Green PP
	GD10057-12	-	Hose Identification Sleeve, Green RR
	GD10057-13	-	Hose Identification Sleeve, Green CD
35.	G7100-47	4	Decal, Warning
36.	G7100-258	-	Reflective Decal, Red, 1 <sup>1</sup> / <sub>2</sub> " x 9", Rectangular (If Applicable)
	G7100-259	-	Reflective Decal, Amber, 1 <sup>1</sup> / <sub>2</sub> " x 9", Rectangular (If Applicable)
	G7100-260	-	Reflective Decal, Orange, 1 <sup>1</sup> / <sub>2</sub> " x 9", Rectangular (If Applicable)
37.	G7100-261	-	Reflective Decal, Red, 1 <sup>3</sup> / <sub>4</sub> " x 9", Die-Cut (If Applicable)
	G7100-262	-	Reflective Decal, Amber, 1 <sup>3</sup> / <sub>4</sub> " x 9", Die-Cut (If Applicable)
	G7100-263	-	Reflective Decal, Orange, 1 <sup>3</sup> / <sub>4</sub> " x 9", Die-Cut (If Applicable)
38.	GM0202	-	Operator & Parts Manual, Model 3700 And 3700 SDS (EdgeVac® Seed Metering)
39.	G7100-311	-	Decal, EdgeVac®
40.	G7100-329	-	Tag, Fan Motor Case Drain
41.	G7100-301	-	Decal, Warning

# NUMERICAL INDEX

Part No.	Page	Part No.	Page	Part No.	Page
*A1010	P133	*A3179	P135, P137	G10009	P85
*A1011	P139	*A3185	P133	G10010	P13, P43, P45
*A1013	P133	*A3195	P133	G10011	P45, P87, P156
*A1019	P137, P139	*A3196	P133	G10013	P16, P87
*A1020	P133	*A3197	P133, P137	G10014	P13, P45
*A1021	P139	*A3199	P133	G10015	P15, P88
*A1026	P135, P137	*A3212	P133	G10017	P39, P63, P73, P87, P91, P92, P101, P103, P109
*A1028	P133	*A3213	P133	G10018	P13, P15, P23
*A1031	P139	*A3275	P137	G10019	P9, P24, P25, P47, P73, P112, P123, P157
*A1038	P135, P137	*A3276	P133	G10020	P27
*A1044	P133, P135, P137	*A3292	P61	G10021	P9
*A1049	P133	*A3381	P61	G10022	P87, P147, P149
*A1051	P135	*A3392	P61	G10023	P33, P49, P97, P99
*A1057	P137	*A3398	P61	G10025	P79
*A1072	P133, P135, P137	*A8208	P135, P137	G10026	P87, P93, P107, P111
*A1078	P133	*A8297	P139	G10027	P107, P111
*A1089	P133	*A8500	P135	G10028	P79, P103, P107, P111
*A1098	P137	*A8501	P135	G10033	P41, P106, P110
*A11421	P61	*A8502	P137	G10035	P92
*A11422	P61	*A8503	P137	G10036	P37, P87, P91, P101
*A11423	P139	*G6500-06	P133, P135, P137	G10037	P5, P71, P100
*A11429	P139	A10759	P33	G10038	P83, P106, P110
*A11430	P139	A11070	P92	G10039	P5, P39, P45
*A11431	P61	A11072	P114	G10040	P29
*A11432	P61	A12535	P75	G10041	P157
*A11433	P61	A6639	P81	G10042	P72
*A1146	P133, P135, P137	A6852	P116	G10043	P123, P153, P161
*A11800	P61	A7252	P169	G10045	P41
*A1189	P133, P135, P137	A7323	P91	G10046	P45
*A12031	P61	A7473	P77	G10047	P3, P21, P27, 103
*A12041	P139	A7524	P115	G10048	P85, P106, P110
*A12051	P61	A8300	P116	G10049	P97, P109
*A12052	P61	A8852	P88	G10053	P91, P100, P155, P157
*A12706	P139	A8927	P113	G10054	P120, P121, P123
*A12707	P139	A8950	P115	G10055	P88, P169
*A12904	P61	A8960	P113	G10057	P87
*A1404	P133	A8969	P119	G10060	P127
*A1412	P133, P135, P137	A8973	P74	G10061	P18
*A1421	P135, P137	A8974	P74	G10062	P128, P155, P157
*A1424	P133, P135, P137	A9024	P88	G10063	P47, P49, P107, P111
*A1465	P135, P137	A9025	P88	G10064	P16, P23, P24, P27, P143, P145
*A1475	P135, P137	G10001	P5, P10, P15, P16, P24, P47, P49, P148, P150, P153	G10069	P85
*A1485	P135, P137	G10002	P33, P139	G10070	P89
*A1487	P133, P135, P137	G10003	P3, P27, P35, P43, P63, P71, P155, P157, P165	G10071	P5, P49
*A1498	P133	G10004	P5, P29, P85, P104, P155, P157	G10093	P155, P157
*A1499	P133	G10005	P45	G10101	P5, P10, P16, P17, P35, P47, P49, P81, P82, P83, P85, P97, P99, P104, P106, P107, P110, P111, P113, P114, P126, P128, P148, P150, P151, P152, P153, P155,
*A3104	P133	G10006	P15, P41, P64, P72, P73, P92		
*A3109	P135, P137	G10007	P5, P10, P11, P17, P45, P78		
*A3114	P133	G10008	P71, P95, P103		
*A3116	P139				
*A3119	P133, P135, P137				
*A3122	P137				
*A3140	P135, P137				
*A3141	P133, P135				
*A3175	P133				
*A3178	P135, P137				

# NUMERICAL INDEX

Part No.	Page	Part No.	Page	Part No.	Page
G10101	P157, P165	G10168	P100, P112	G10231	P79, P87, P93,
G10102	P15, P29, P41, P45,	G10171	P9, P15, P31		P103, P107, P111
	P87, P88, P91, P100,	G10194	P43, P103	G10232	P9, P15, P23, P31,
	P103, P106, P107, P109,	G10200	P169		P49, P73, P92, P95,
	P110, P111, P112,	G10201	P3, P33		P101, P120, P121,
	P153, P154, P155,	G10203	P3, P5, P27, P47,		P123, P127, P153,
	P156, P157		P91, P97		P155, P157
G10103	P35, P87, P97, P99,	G10204	P11, P13	G10233	P24, P91, P95, P100,
	P126, P145, P147, P149	G10205	P24, P29, P45, P47,		P103, P104, P154, P156
G10104	P5, P10, P17, P64,		P101, P154, P156	G10234	P88
	P72, P73, P77, P85,	G10206	P5, P24, P43,	G10235	P91, P95
	P87, P91, P92, P101,		P100, P109	G10243	P149, P151, P153
	P103, P107, P109,	G10207	P3	G10252	P31
	P111, P145, P154,	G10209	P9, P23, P31, P34,	G10253	P97
	P155, P156, P157,		P35, P104, P125	G10257	P34, P97
	P159	G10210	P3, P15, P16, P17,	G10260	P31
G10105	P79, P87, P103,		P18, P24, P33, P47,	G10278	P92, P159
	P107, P111		P103, P106, P107, P110,	G10284	P85
G10106	P9, P15, P39, P49,		P111, P155, P157, P165	G10292	P159
	P73, P92, P95, P101,	G10211	P27, P141, P144,	G10293	P74
	P120, P121, P123,		P147, P149	G10301	P27
	P127, P153, P155, P157	G10213	P11, P43, P45	G10302	P101, P155, P157
G10107	P15, P16, P29, P37,	G10215	P79	G10303	P15, P29, P92, P95
	P39, P45, P71, P83,	G10216	P5, P13, P39, P91,	G10304	P3
	P85, P91, P95,		P100, P154, P155,	G10305	P36
	P101, P103		P156, P157	G10306	P35, P165
G10108	P3, P5, P18, P27,	G10217	P64, P72, P107,	G10308	P16, P36
	P33, P47, P49, P63,		P111	G10309	P18
	P71, P85, P91, P99,	G10218	P79	G10310	P35
	P101, P109, P119,	G10219	P9, P15, P25, P47	G10312	P3, P24, P33, P145
	P161, P165	G10221	P23, P101, P155, P157	G10315	P15, P16, P24, P35
G10109	P13, P15, P16, P25,	G10226	P73, P109	G10318	P39
	P41, P43, P45,	G10227	P9, P35, P87, P94,	G10322	P109
	P47, P73, P112		P97, P99, P104, P126,	G10323	P31
G10110	P23, P24, P25, P27,		P145, P147, P149	G10325	P11, P33
	P29, P31, P35, P49,	G10228	P5, P13, P29, P41,	G10326	P3, P81, P82
	P125, P143		P73, P87, P91, P92,	G10328	P11, P117, P118
G10111	P5, P16, P24, P37,		P100, P103, P106, P107,	G10330	P169
	P39, P41, P45, P63,		P109, P110, P111, P112,	G10338	P13, P18, P49,
	P64, P73, P83, P87,		P153, P154, P156		P92, P101
	P91, P106, P109, P110	G10229	P5, P10, P16, P17,	G10341	P9, P24, P29, P49
G10112	P29, P45		P21, P24, P33, P35,	G10348	P41
G10120	P85		P43, P47, P49, P81,	G10350	P167
G10128	P91, P101		P82, P83, P85, P97,	G10359	P87
G10130	P24, P91, P100, P103		P99, P103, P104, P106,	G10360	P87
G10131	P103		P107, P110, P111,	G10371	P41
G10133	P16, P41, P43, P45,		P117, P118, P156,	G10373	P89
	P49, P120, P123		P128, P139, P148,	G10374	P96, P99
G10139	P89		P150, P151, P153,	G10376	P89
G10145	P92		P155, P157, P165	G10396	P72, P169
G10151	P72	G10230	P5, P10, P13, P16,	G10397	P91
G10152	P10, P15, P49, P107,		P17, P64, P72, P73,	G10400	P45
	P109, P111, P159		P77, P78, P87, P92,	G10403	P25
G10157	P72, P73		P103, P107, P109, P111,	G10408	P101
G10159	P109		P145, P154, P155,	G10409	P101, P103, P155, P157
G10166	P91		P156, P157, P159, P169	G10412	P5, P10, P18

# NUMERICAL INDEX

Part No.	Page	Part No.	Page	Part No.	Page
G10415	P83	G10626	P159	G10887	P159
G10427	P11, P15	G10633	P159	G10890	P95
G10430	P25, P101, P105	G10640	P13, P73, P87, P88,	G10896	P159
G10438	P3, P5, P25		P92, P103, P107,	G10900	P97
G10451	P85		P109, P111, P116,	G10912	P11
G10452	P35		P154, P169	G10917	P159
G10453	P105	G10641	P73, P109, P155, P157,	G10918	P91
G10455	P103		P169	G10921	P34
G10460	P73, P75, P77, P81,	G10643	P45, P72	G10923	P24, P91, P100, P103
	P82, P89, P92, P96,	G10660	P34	G10924	P13
	P99, P103, P106, P107,	G10669	P3	G10927	P149, P151, P153
	P109, P110, P11, P169	G10670	P33, P155	G10928	P149, P151, P153
G10461	P87, P88, P107, P111	G10674	P159	G10931	P149, P151, P153
G10463	P15, P109	G10676	P50, P52, P54, P56, P58	G10939	P113, P114, P119, P126
G10464	P25	G10681	P67, P69, P159	G10940	P13
G10470	P101	G10686	P151, P152	G10958	P113, P114, P116
G10475	P73	G10688	P161	G10960	P73
G10477	P25, P29	G10693	P161, P165	G10962	P115
G10478	P103, P155, P157	G10722	P107, P111, P112	G10969	P119
G10494	P73	G10724	P107, P111, P112	G10972	P117, P118
G10496	P97, P99, P104	G10725	P107, P11, P112	G10974	P43, P45
G10497	P97	G10732	P5, P10	G10977	P120, P121, P123
G10499	P47	G10733	P159	G10979	P106, P107, P109,
G10501	P41, P91, P95, P101	G10734	P159		P110, P111
G10503	P39, P43, P45	G10746	P126	G10980	P49, P64
G10523	P35	G10751	P18	G10982	P81, P82
G10527	P71	G10752	P18	G10983	P115
G10529	P36	G10753	P49	G10984	P115
G10536	P39, P106, P109, P110	G10754	P73	G10987	P119
G10544	P107, P111, P112	G10756	P83	G10991	P165
G10546	P18, P34, P97, P101	G10757	P35, P149, P151, P153	G10992	P9
G10551	P3	G10758	P35, P149, P151, P153	G10996	P97, P99, P125,
G10567	P18, P33, P34	G10760	P74		P129, P143
G10570	P34	G10763	P78, P79	G10999	P21
G10572	P39	G10765	P43, P45, P97, P99	G11007	P3
G10574	P37, P41, P45, P49	G10779	P156	G11008	P3
G10581	P106, P110, P154, P156	G10801	P15, P16	G11009	P31
G10583	P121	G10802	P79	G11010	P45
G10585	P39	G10804	P97, P99	G11012	P73
G10595	P91, P101	G10821	P103	G11015	P3
G10597	P39	G10827	P115	G11018	P5
G10599	P16, P17, P47, P92	G10830	P154	G11030	P73
G10602	P18, P25, P31, P33,	G10831	P75, P77	G11031	P73
	P34, P95, P101,	G10837	P169	G11032	P73
	P103, P154, P156	G10838	P169	G11034	P73
G10603	P31	G10840	P73	G11065	P153
G10606	P85, P92, P139	G10844	P112	G11066	P9, P120, P121, P123
G10610	P92	G10857	P143	G11067	P120, P121, P123
G10615	P159	G10859	P97, P99	G11073	P34
G10619	P159	G10860	P91	G11075	P104
G10620	P3, P13, P18, P24,	G10864	P35	G11076	P73
	P29, P33, P49,	G10872	P99	G11078	P104
	P85, P145	G10873	P99	G11081	P93
G10621	P18, P33, P36	G10875	P91	G11089	P117, P118
G10622	P11, P27, P29,	G10876	P99	G11098	P43
	P36, P92	G10879	P109	G11100	P104

# NUMERICAL INDEX

Part No.	Page	Part No.	Page	Part No.	Page
G11112	P141	G1K413	P72	G6500-06	P65, P67
G11124	P47	G1K465	P5	G6500-08	P125, P128,
G11133	P47	G1K467	P43		P133, P137
G11138	P47	G1K469	P31	G6500-10	P67, P85, P120,
G11145	P49	G2100-03	P24, P91, P101,		P125, P133
G11147	P50, P52, P54, P56, P58		P155, P157	G6500-12	P67, P69
G11166	P47	G2406-08-06	P133, P135, P137	G6502-06	P69, P133,
G11172	P31	G2408-06	P63		P135, P137
G11173	P31	G2501-12-16	P63	G6502-08	P91, P128, P137
G11182	P23	G2603-08	P133, P135, P137	G6502-10	P69
G11192	P23	G2603-10	P133	G6502-12	P47
G11199	P49	G2650-06	P133, P135, P137	G6600-08	P126
G11201	P125	G2700-08	P117, P118	G6600-10	P126
G11202	P125, P153	G306-08	P117, P118	G6602-08	P137
G11204	P47	G3302-01	P111	G6801-06	P63, P71
G11209	P35	G3302-05	P107, P111	G6801-06-08	P87
G11210	P31	G3302-10	P111	G6801-08	P73, P81, P82, P91,
G11213	P31	G3303-108	P3, P34		P107, P109, P110, P120,
G11220	P5	G3303-16	P3		P121, P125, P126
G11222	P18	G3305-01	P36	G6801-10	P123
G11226	P27	G3310-144	P95	G6801-10-08	P85, P120, P121,
G11228	P43	G3310-148	P95		P126
G11236	P43	G3310-150	P95	G6801-10-12	P65
G11237	P159	G3310-158	P95	G6801-12	P71
G11247	P9	G3310-58	P25	G6801-20	P71
G11257	P49	G3310-68	P100	G7100-02	P171
G11935	P125	G3310-80	P103	G7100-110	P172
G1-229	P152	G3310-82	P91, P101	G7100-111	P172
G1K248	P7, P143, P147,	G3310-91	P155, P156	G7100-115	P172
	P149, P151, P153	G3317-16	P139	G7100-116	P172
G1K249	P149, P151	G3400-01	P24, P91, P101,	G7100-117	P172
G1K252	P7, P143, P147,		P155, P157, P159	G7100-121	P172
	P149, P151, P153	G4205-08	P159	G7100-124	P172
G1K255	P128	G4301-04	P159	G7100-153	P172
G1K267	P7, P144, P147, P149,	G4301-07	P159	G7100-160	P172
P151		G4301-08	P159	G7100-192	P172
G1K268	P7, P144, P147, P149,	G5406-08	P63	G7100-197	P172
P151		G6326X	P5, P10	G7100-214	P172
G1K269	P92, P101, P104	G6400-04	P127, P128	G7100-217	P172
G1K274	P129	G6400-06	P65, P67, P69	G7100-219	P172
G1K275	P129	G6400-06-08	P133, P135, P137	G7100-234	P172
G1K276	P129	G6400-08	P83, P107, P110,	G7100-246	P172
G1K296	P13		P123, P125, P126, P128	G7100-247	P172
G1K320	P7, P47, P149, P151	G6400-08-04	P109, P110,	G7100-252	P172
G1K321	P7, P47, P149, P151		P117, P118	G7100-258	P172
G1K322	P149, P151	G6400-08-10	P139	G7100-259	P172
G1K323	P148, P150	G6400-10	P67, P69, P127	G7100-260	P172
G1K345	P16	G6400-10-08	P83, P85, P120	G7100-261	P172
G1K362	P147, P149, P151, P153	G6400-12	P47, P65, P67, P69	G7100-262	P172
G1K363	P147, P149, P151, P153	G6400-L-10	P69, P125	G7100-263	P172
G1K364	P149, P151	G6403-NWO-12	P67, P69	G7100-295	P172
G1K378	P104	G6408-06	P126	G7100-301	P172
G1K379	P104	G6408-08	P85, P123, P125	G7100-302	P171
G1K385	P35	G6408-10	P67, P69, P123	G7100-311	P172
G1K395	P7	G6408-H06-O	P67, P69,	G7100-329	P172
G1K396	P7		P123, P125	G7100-42	P171

# NUMERICAL INDEX

Part No.	Page	Part No.	Page	Part No.	Page
G7100-43	P171	GA11348	P141	GA12104	P9
G7100-46	P171	GA11354	P107, P111	GA12105	P128
G7100-47	P172	GA11358	P104	GA12113	P126
G7100-54	P171	GA11359	P104	GA12133	P31
G7100-68	P171	GA11360	P125	GA12142	P58
G7100-83	P172	GA11365	P125	GA12143	P18
G7100-89	P172	GA11378	P141	GA12144	P18
G7100-90	P172	GA11381	P27	GA12145	P50
G7566X	P17	GA11387	P141	GA12146	P50
G7633X	P143	GA11392	P21	GA12147	P50
G7639X	P143	GA11502	P141	GA12148	P50
G8081X	P47	GA11520	P37	GA12154	P31
GA0160L	P107, P111	GA11568	P109	GA12171	P141
GA0160R	P107, P111	GA11569	P109	GA12173	P141
GA0167	P107, P111, P112	GA11579	P27	GA12174	P141
GA0243	P107, P111, P112	GA11587	P27	GA12180	P141
GA0245	P107, P111, P112	GA11615	P27	GA12191	P95
GA0246	P107, P111	GA11623	P23	GA12192	P95
GA0257	P107, P111, P112	GA11635	P27	GA12235	P43, P45
GA0378	P25, P102	GA11651	P47	GA12236	P41, P43, P45
GA0542	P107, P111	GA11653	P54	GA12256	P43
GA0705	P89	GA11676	P71	GA12330	P165
GA0895	P93	GA11677	P71	GA12358	P9
GA0899	P107, P111, P112	GA11678	P71	GA12403	P151
GA10043	P73	GA11679	P67, P69	GA12404	P9
GA10054	P97	GA11680	P67, P69	GA12411	P24
GA10137	P18	GA11682	P67, P69	GA12412	P24
GA10140	P130	GA11689	P47	GA12413	P24
GA10145	P117	GA11691	P47	GA12414	P24
GA10146	P118	GA11695	P63	GA12415	P23
GA10148	P47	GA11696	P63	GA12416	P23
GA10149	P65	GA11697	P63	GA12417	P23
GA10155	P18	GA11757	P47	GA12418	P24
GA10157	P3	GA11768	P109	GA12419	P24
GA10195	P141	GA11769	P109	GA12420	P23
GA10570	P147	GA11774	P139	GA12421	P23
GA10575	P149	GA11778	P24	GA12434	P111
GA10601	P147, P149	GA11799	P67, P69	GA12436	P25, P29
GA10634	P19	GA11900	P67, P69	GA12437	P25, P29
GA10635	P47	GA11906	P141	GA12439	P24
GA10752	P47	GA11911	P31	GA12440	P24
GA10755	P31	GA11934	P67, P69	GA12446	P25
GA10765	P47	GA11935	P31	GA12447	P25
GA10771	P89	GA11947	P147, P149	GA12449	P25
GA10799	P47	GA11948	P147, P149	GA12450	P25
GA10917	P47	GA11982	P5	GA12451	P141
GA10987	P125	GA11987	P47	GA12457	P47
GA11039	P151	GA11988	P9	GA12465	P25
GA11066	P141	GA11989	P9	GA12466	P25
GA11073	P114	GA11991	P9	GA12467	P141
GA11156	P47	GA11992	P9	GA12468	P141
GA11164	P25, P49	GA11993	P9	GA12469	P141
GA11251	P87	GA11994	P9	GA12471	P125
GA11252	P87	GA11995	P9	GA12538	P153
GA11260	P77	GA11997	P9	GA12557	P153
GA11261	P77	GA12102	P9	GA12563	P153

# NUMERICAL INDEX

Part No.	Page	Part No.	Page	Part No.	Page
GA12595	P79	GA13134	P23	GA4878	P109
GA12597	P156	GA13135	P23	GA4976	P159
GA12603	P29	GA13136	P23	GA4983	P109
GA12604	P29	GA13137	P23	GA5090	P155, P157
GA12605	P29	GA13138	P25	GA5105	P95, P101
GA12606	P29	GA13139	P25	GA5106	P101, P103
GA12607	P29	GA13169	P9	GA5107	P91, P103
GA12613	P29	GA13181	P49	GA5108	P24, P101, P103
GA12616	P157	GA13182	P54, P58	GA5109	P101, P103
GA12619	P29	GA13183	P58	GA5110	P101, P103
GA12620	P29	GA13184	P52, P58	GA5111	P101, P103
GA12621	P29	GA13192	P56	GA5112	P101, P103
GA12626	P9	GA13193	P56	GA5113	P91, P95, P100, P103
GA12636	P151, P153	GA13194	P56	GA5116	P103
GA12641	P153	GA13195	P56	GA5146	P103
GA12644	P7	GA13203	P49	GA5164	P25, P105
GA12645	P7	GA13205	P25	GA5165	P25, P105
GA12646	P7	GA13208	P52	GA5194	P92, P101
GA12650	P151, P153	GA13209	P52	GA5385	P143
GA12669	P7	GA13210	P52	GA5600	P148, P150, P153
GA12682	P7	GA13217	P54	GA5624	P103
GA12690	P111	GA13218	P54	GA5625	P37
GA12692	P111	GA13269	P25	GA5629	P103
GA12695	P111	GA13270	P141	GA5651	P5, P10
GA12803	P111	GA13271	P141	GA5654	P39, P41, P43, P45
GA13072	P24	GA13272	P141	GA5698	P31
GA13073	P24	GA1676	P112	GA5715	P39
GA13074	P24	GA1677	P112	GA5718	P39
GA13075	P24	GA1678	P112	GA5719	P39
GA13076	P23	GA1679	P112	GA5853	P112
GA13077	P23	GA1720	P5, P10	GA5965	P89
GA13081	P25	GA2007	P18	GA5987	P89
GA13097	P25	GA2012L	P11	GA5988	P89
GA13098	P25	GA2012R	P11	GA6108	P143
GA13099	P25	GA2014	P11, P15, P39, P41, P43, P45, P85	GA6109	P143
GA13100	P25	GA2054	P15	GA6147	P149, P151, P153
GA13101	P24	GA2068	P88, P95, P155, P157	GA6171	P13, P15, P16
GA13102	P24	GA2075	P35	GA6177	P169
GA13103	P23	GA2094	P36	GA6434	P16
GA13104	P23	GA2148	P93	GA6527	P159
GA13105	P141	GA2180	P104	GA6597	P16
GA13106	P141	GA2528	P144	GA6618	P15
GA13107	P141	GA2612	P141, 1 43	GA6619	P15
GA13121	P25	GA3407	P130	GA6620	P15
GA13122	P25	GA3413	P130	GA6640	P87
GA13123	P24	GA3552	P95	GA6646	P85
GA13124	P24	GA3553	P95	GA6654	P75
GA13125	P24	GA3584	P123	GA6655	P78, P79
GA13126	P24	GA3893	P159	GA6656	P83
GA13127	P23	GA4031	P107, P111	GA6657	P83
GA13128	P23	GA4293	P131	GA6658	P88
GA13129	P23	GA4376	P93	GA6660	P75, P77
GA13130	P23	GA4377	P93	GA6685	P85
GA13131	P25	GA4444	P33	GA6686	P85
GA13132	P24	GA4877	P109	GA6687	P85
GA13133	P24			GA6699	P143

# NUMERICAL INDEX

Part No.	Page	Part No.	Page	Part No.	Page
GA6700	P143	GA7476	P77	GA8910	P116
GA6701	P143	GA7490	P77	GA8928	P113
GA6720	P107	GA7551	P89	GA8931	P166
GA6725	P88	GA7562	P109	GA8948	P115
GA6733	P15	GA7850	P147, P149, P151, P153	GA8951	P115
GA6738	P89	GA7851	P147, P149, P151, P153	GA8955	P89
GA6741	P35	GA7853	P147, P149, P151	GA8961	P113
GA6761	P87	GA7854	P147, P149, P151	GA8962	P113
GA6782	P127	GA7855	P147, P149, P151	GA8971	P81, P82
GA6801	P15	GA7856	P7, P141, P144, P147, P149, P151	GA8994	P87
GA6813	P73	GA7857	P147, P149, P151	GA9031	P87
GA6832	P41	GA7858	P148, P150	GA9032	P87
GA6833	P41	GA7859	P149, P151, P153	GA9056	P89
GA6834	P41	GA7862	P143	GA9088	P109
GA6838	P41	GA7863	P143	GA9095	P123
GA6860	P106, P110	GA7949	P13	GA9097	P123, P141
GA6870	P107, P111	GA7975	P13	GA9098	P141
GA6907	P35	GA7976	P13	GA9101	P107, P111
GA6975	P47, P141, P144	GA8026	P148, P150	GA9102	P107, P111
GA6977	P141, P144	GA8046	P147, P149, P151, P153	GA9103	P107, P111
GA6978	P7, P141, P144	GA8047	P143, P147, P149, P151, P153	GA9131	P45
GA7077	P143	GA8050	P147, P149, P151, P153	GA9139	P89
GA7111	P97	GA8069	P161	GA9144	P149, P151
GA7118	P109	GA8130	P113, P114	GA9407	P167
GA7137	P97	GA8137	P87	GA9408	P169
GA7153	P85	GA8170	P109	GA9459	P72
GA7154	P24, P91, P100, P101, P154, P156	GA8172	P106, P110	GA9479	P97, P99
GA7180	P155, P157	GA8312	P81, P82	GA9481	P143
GA7244	P154	GA8322	P16	GA9483	P97, P99
GA7245	P155, P157	GA8324	P11	GA9496	P143
GA7246	P155, P157	GA8326	P34	GA9502	P143
GA7254	P169	GA8328	P7, P47	GA9504	P73
GA7256	P169	GA8329	P7, P47	GA9510	P120
GA7258	P169	GA8364	P34	GA9511	P121
GA7271	P43	GA8371	P33	GA9512	P97, P99
GA7274	P99	GA8393	P97, P99	GA9513	P143
GA7313	P100	GA8409	P128	GA9518	P120
GA7317	P101	GA8603	P37, P45	GA9519	P121
GA7319	P101	GA8641	P37, P45	GA9524	P104
GA7321	P101	GA8714	P92	GA9526	P72
GA7324	P92	GA8715	P92	GA9554	P91
GA7336	P103	GA8729	P144	GA9555	P107, P111
GA7372	P95	GA8731	P144	GA9571	P99
GA7399	P143	GA8733	P144	GA9572	P99
GA7412	P43	GA8735	P144	GA9576	P117
GA7434	P89, P93	GA8760	P43	GA9578	P117
GA7445	P43, P45	GA8844	P130	GA9579	P117
GA7446	P41, P43, P45	GA8847	P87	GA9580	P118
GA7448	P89	GA8848	P87	GA9582	P118
GA7453	P75	GA8871	P115	GA9583	P118
GA7454	P75	GA8895	P115	GA9612	P107, P111
GA7459	P87	GA8905	P116	GA9619	P93
GA7462	P87	GA8906	P116	GA9620	P93
GA7463	P99	GA8907	P116	GA9646	P73
GA7475	P77			GA9654	P73
				GA9655	P73

# NUMERICAL INDEX

Part No.	Page	Part No.	Page	Part No.	Page
GA9662	P73	GB0396	P5	GD10186	P106, P110
GA9663	P73	GB0397	P5	GD10200	P155, P157
GA9665	P73	GB0398	P5	GD10207	P115
GA9666	P73	GB0401	P43	GD10230	P75, P77
GA9843	P25	GD0453-03	P109	GD10243	P143
GA9844	P45	GD0453-07	P106, P110	GD10244-01	P155, P157
GA9845	P45	GD0453-11	P106, P110	GD10248	P159
GA9846	P95	GD0652	P109	GD10254	P154, P156
GA9856	P72	GD0671	P73	GD1026	P3, P33, P103
GA9857	P149	GD0677	P107, P111	GD10273	P169
GA9861	P45	GD0692	P107, P111	GD10282	P99
GA9862	P45	GD0704	P106, P110	GD10283	P112
GA9864	P45	GD0737	P109	GD10296	P169
GA9865	P45	GD0740	P64, P87	GD10297	P169
GA9894	P73	GD0746	P112	GD10316	P92
GA9919	P101	GD0776	P87, P107, P111	GD10317	P92
GA9941	P119	GD0840	P107, P111, P112	GD10327	P100
GA9963	P7	GD0841	P107, P111	GD1033	P3
GA9964	P7, P47	GD0914-10	P97, P99	GD10366	P101
GA9965	P141	GD0914-123	P104	GD10473	P11, P15
GA9978	P147, P149, P151, P153	GD0914-128	P104	GD10510	P97, P99
GA9979	P147, P149, P151, P153	GD0914-140	P104	GD10519	P43, P45
GB0115	P34	GD0914-145	P104	GD10526	P43
GB0116	P34	GD0914-152	P104	GD10547	P100
GB0186	P10	GD0914-18	P91	GD10548	P101
GB0213	P169	GD0914-198	P104	GD10552	P41, P43, P45
GB0218	P5, P10, P18, P45, P71, P83, P95	GD0914-208	P104	GD10578	P99
GB0236	P72	GD0914-224	P104	GD10579	P99
GB0239	P15, P16	GD0914-234	P104	GD10584	P99
GB0254	P16	GD0914-24	P91	GD10585	P99
GB0258	P91	GD0914-25	P91	GD10586	P99
GB0265	P3	GD0914-32	P97, P99	GD10588	P99
GB0266	P3	GD0914-38	P97, P99	GD1059L	P33
GB0267	P3	GD0914-40	P97, P99	GD1059R	P33
GB0268	P15, P16	GD0914-42	P97, P99	GD1060	P33
GB0274	P3	GD0914-44	P97, P99	GD1061	P34
GB0276	P13	GD0914-63	P91	GD1063	P34
GB0278	P18, P34	GD0914-72	P91	GD10635	P99
GB0282	P16	GD0914-81	P91	GD10636	P99
GB0285	P3	GD10036	P5, P10	GD10637	P91, P101
GB0287	P103	GD10057-01	P172	GD10638	P99
GB0301	P11	GD10057-02	P172	GD10645	P109
GB0314	P18	GD10057-03	P172	GD10646	P73
GB0319	P31	GD10057-04	P172	GD1065	P3
GB0328	P31	GD10057-07	P172	GD10674-01	P107, P111
GB0331	P18	GD10057-08	P172	GD10674-04	P111
GB0358	P31	GD10057-11	P172	GD10686	P92
GB0366	P5, P10	GD10057-12	P172	GD10705	P18, P73
GB0371	P21	GD10057-13	P172	GD10714	P85
GB0383	P43	GD10068	P97, P99	GD1085	P16
GB0386	P45	GD10070	P97	GD1086	P13
GB0387	P41, P43	GD10102	P97	GD10867	P3
GB0393	P5	GD10103	P97, P99	GD10953	P10
GB0394	P5	GD10104	P97	GD10963	P35
GB0395	P5	GD10120	P99	GD10981	P78, P79
		GD10123	P97, P99	GD10984	P35

# NUMERICAL INDEX

Part No.	Page	Part No.	Page	Part No.	Page
GD10991	P13	GD11963-04	P5	GD13602	P73
GD10993	P3	GD11983	P115	GD13603	P73
GD11001	P3	GD11984	P114	GD13604	P73
GD11017	P11	GD11988	P116	GD13605	P73
GD11045	P24, P91, P101, P104	GD11993	P147, P149, P151, P153	GD13606	P73
GD11089	P143, P147, P149, P151, P153	GD11997	P116	GD13607	P73
GD1109	P15, P16	GD12521	P113	GD13608	P73
GD11120	P97, P99	GD12522	P113	GD13609	P73
GD1113	P77	GD12525	P113	GD13610	P73
GD1114	P5, P10, P103, P145	GD12534	P41	GD13611	P73
GD1115L	P35	GD12535	P81, P82	GD1364	P107, P111
GD1115R	P35	GD12545	P81, P82	GD13643	P117, P118
GD1116	P35	GD12548	P115	GD13652-02	P92
GD11169	P149, P151	GD1255	P25, P101, P105	GD13652-03	P92
GD11170	P149, P151	GD12550	P115	GD13652-04	P92
GD1118	P35	GD1256	P25, P105	GD13652-05	P92
GD11219	P33	GD12564	P113	GD14115	P92
GD11239	P18, P33, P34	GD12567	P89	GD14170	P45
GD11240	P34	GD12572	P113	GD14217	P10, P73
GD11259	P3, P11	GD12580	P119	GD14223	P119
GD11279	P19	GD12585	P81, P82, P92	GD14244	P119
GD11289	P155, P157	GD12589	P119	GD14257	P25
GD11297	P34	GD12692	P87	GD14258	P7
GD11305	P33	GD12704	P89	GD14398	P37
GD11306	P11	GD12710	P145	GD14413	P104
GD11313	P17	GD12723	P145	GD14414	P104
GD1132	P39, P41, P43, P45	GD12724	P145	GD14427	P104
GD1138	P107, P111	GD12725	P145	GD14429	P104
GD11413	P18, P34	GD12797-02	P21	GD14430	P104
GD11422	P5, P10	GD12797-04	P21	GD14431	P104
GD11423	P13	GD12817	P45	GD14432	P104
GD11424	P33	GD12826	P45	GD14467	P31
GD1143	P36	GD12827	P45	GD14468	P31
GD1144	P36	GD12829	P45	GD14477	P31
GD1145	P36	GD13110	P18	GD14512	P96
GD11453	P13	GD13146	P123	GD14513	P96, P99
GD11474	P149, P151, P153	GD13310	P123, P143	GD14541	P31
GD11490	P93	GD13348	P120, P121, P123	GD14592	P31
GD11508	P17	GD13352	P89	GD14626	P50, P52, P54, P56, P58
GD11509	P17	GD13358	P145	GD14627	P50, P52, P54, P56, P58
GD11554	P155, P157	GD13361	P3	GD14640	P47, P141
GD11556	P155, P157	GD13365	P120	GD14659	P35
GD11652	P37, P45	GD13366	P121	GD14660	P7
GD11677	P37	GD13377	P72	GD14674	P39, P43
GD11695	P92	GD13409	P89, P93	GD1512	P172
GD11700	P67, P69, P159	GD13412	P21	GD1529	P89
GD11751	P88, P113, P114	GD13447	P127	GD1536	P89
GD11783	P88	GD13448	P117, P118	GD15663	P31
GD11845	P3, P11, P15	GD13449	P117, P118	GD15700	P31
GD11894	P83	GD13453	P117	GD15747	P18
GD11895	P83	GD13456	P118	GD15785	P73
GD11951	P119	GD13524-01	P97, P139	GD15787	P73
GD11962	P3, P33	GD13598	P73	GD15789	P47
GD11963-03	P27	GD13600	P73	GD15790	P47
		GD13601	P73		

# NUMERICAL INDEX

Part No.	Page	Part No.	Page	Part No.	Page
GD15792-04	P50, P52, P54, P56, P58	GD16514-03	P29	GD1719	P104
GD15792-09	P52, P58	GD16514-05	P29	GD17192	P18
GD15792-12	P52, P54, P56, P58	GD16514-06	P29	GD17215	P71
GD15792-13	P50, P56	GD16514-07	P29	GD17298	P9
GD15792-16	P50	GD16537	P139	GD17308	P27
GD15792-20	P50	GD16538	P139	GD17794	P5
GD15792-22	P54, P56, P58	GD16608	P47	GD17891	P24
GD15792-24	P50, P52, P54, P56, P58	GD16631	P25	GD17914	P24
GD15799	P50, P52, P54, P56, P58	GD16680	P24	GD17934	P24
GD15803	P47	GD16691	P27	GD17938	P24
GD15804	P47	GD16692	P27	GD18010	P7, P9
GD15849-02	P47	GD16693	P27	GD18011	P9
GD15850	P50, P52, P54, P56, P58	GD16694	P27	GD18013	P153
GD15854	P49	GD16701	P24	GD18046	P25
GD15856-02	P58	GD16766	P23	GD18055	P29
GD15856-05	P56	GD16839	P47	GD18059	P29
GD15856-06	P50, P54	GD16840	P47	GD18065	P157
GD15856-07	P56	GD16842	P49	GD18068	P29
GD15856-10	P50	GD16873	P67, P69	GD18069	P29
GD15856-11	P50	GD16922	P64	GD18072	P29
GD15856-18	P56	GD16923	P71	GD18078	P9
GD15856-20	P52, P58	GD16932	P63	GD18081	P9
GD15856-26	P54, P56	GD16979	P27	GD18095	P31
GD15856-27	P52	GD16991	P47	GD18098	P31
GD15856-28	P52	GD16992	P47	GD18100	P141
GD15856-29	P58	GD16993	P63	GD18102	P141
GD15856-30	P58	GD16994	P71	GD18103	P141
GD15856-31	P58	GD1701	P109	GD18112	P9
GD15856-32	P56, P58	GD17014	P3	GD18118	P151, P152
GD15856-33	P58	GD1702	P169	GD18168	P151, P152
GD15856-34	P54, P58	GD17021	P31	GD18173	P9
GD15856-36	P58	GD17023	P92	GD18275	P7
GD15856-37	P56	GD17024	P64	GD18328	P79
GD15856-38	P54	GD17027	P63	GD18390	P29
GD15856-39	P54	GD17028	P31	GD18579	P25
GD15856-41	P54	GD17047	P31	GD18580	P25
GD15923	P31	GD17048	P31	GD18622	P49
GD15967	P145	GD17049	P31	GD18623	P49
GD15968	P145	GD17050	P31	GD18624	P49
GD15970	P3	GD17087	P71	GD18625	P49
GD16037	P67, P69	GD17091	P63	GD18626	P49
GD16038	P67, P69	GD17099	P31	GD18627	P24, P49
GD16200	P114	GD17104	P31	GD18628	P24, P49
GD16202	P114	GD17141	P9	GD18636	P23
GD16245	P3	GD17143	P9	GD18647	P25
GD16315	P153	GD17144	P9	GD18796	P7
GD16316	P153	GD17150-04	P9	GD18901	P9
GD16324-01	P47	GD17150-05	P9	GD2117	P21, P172
GD16356	P29	GD17150-07	P9	GD2199	P87, P172
GD16399-01	P21	GD17151-06	P7	GD2423	P35
GD16489	P139	GD17152	P31	GD2460	P36
GD16490	P139	GD17154	P9	GD2558	P95, P100, P103, P157
GD16500	P125	GD17156	P9	GD2597	P112
		GD17162	P31	GD2721	P106, P109, P110
		GD17186	P31	GD2829	P47, P141, P143
		GD17187	P31	GD2947	P35

# NUMERICAL INDEX

Part No.	Page	Part No.	Page	Part No.	Page
GD2971-10	P33	GD8307	P39	GD9724	P41, P43, P45
GD2971-17	P157	GD8460	P16	GD9726	P87
GD3180-06	P87	GD8532	P89	GD9727	P87
GD3180-12	P15	GD8739	P143	GD9896	P144
GD3180-13	P87	GD8740	P143	GD9964	P107, P111
GD3180-22	P9	GD8741	P143	GM0202	P172
GD3180-24	P88	GD8751	P148, P150, P153	GR0146MPP	P172
GD3180-30	P5	GD8770	P148, P150, P153	GR0150	P107, P111, P112
GD3421	P75, P77	GD8771	P149, P151, P153	GR0151	P107, P111, P112
GD3547	P169	GD8839	P169	GR0155MPP	P172
GD3612	P3	GD8893-07	P49	GR0193	P73
GD3860	P141, P144	GD8893-10	P49	GR0196	P3, P34
GD4014	P73	GD9120	P16	GR0257	P89
GD4086	P133, P135, P137, P139	GD9254	P37, P45	GR0270	P93
GD4700	P95	GD9290	P15	GR0322	P89
GD4701	P95	GD9305	P15	GR0434	P93
GD4887-13	P24	GD9349	P72	GR0586	P149, P151
GD5506	P7, P775	GD9357	P74	GR0594	P147, P149, P151, P153
GD5752	P155, P157	GD9361	P87	GR0717	P73
GD5753	P155, P157	GD9362	P74	GR0761	P129
GD5827	P29	GD9366	P74	GR0763	P129
GD5835	P103	GD9367	P74	GR0764	P129, P130, P131
GD5857	P41, P91, P101, P103, P149, P151, P155, P157	GD9462	P87	GR0880	P159
GD6279-05	P67, P69	GD9463	P87	GR0881	P159
GD6291	P148, P150, P153	GD9464-01	P73	GR0882	P159
GD6425-08	P25, P29	GD9465	P78, P79	GR0883	P159
GD6551	P103	GD9467	P78	GR0911	P100, P101, P155, P156
GD6775	P95	GD9468	P78, P79	GR0912	P25, P91, P95, P100, P101, P103, P155, P156
GD6825-11.25	P155, P157	GD9469	P79	GR1015	P159
GD7127	P103	GD9482	P91	GR1016	P159
GD7145	P153	GD9498	P78, P79	GR1017	P159
GD7148	P34	GD9499	P85	GR1018	P159
GD7209	P109	GD9508	P89	GR1019	P159
GD7258	P34	GD9509	P89	GR1034	P128
GD7318	P3	GD9511	P85	GR1035	P128
GD7426	P103	GD9514	P92	GR1037	P73, P81, P82, P83, P85, P87, P91, P107, P109, P110, P120, P121, P123, P125, P126, P128, P133, P135, P137
GD7639	P147, P149	GD9515	P92	GR1045	P63, P65, P67, P69, P71, P123, P125, P126
GD7803	P37, P45	GD9516	P87	GR1047	P128
GD7804	P37, P45	GD9529	P129	GR1104	P165
GD7805	P5, P10, P16, P18, P39, P71, P83, P88, P92, P95	GD9529	P129	GR1112	P165
GD7817-01	P39	GD9530	P129	GR1114	P161
GD7817-04	P39	GD9531	P120	GR1116	P161, P165
GD7822	P103	GD9533	P123	GR1118	P161, P165
GD7823	P39	GD9535	P126	GR1120	P165
GD7867	P97, P99, P103	GD9536	P121	GR1122	P155, P157
GD7889	P39, P154, P156	GD9537	P83	GR1123	P165
GD7890	P39	GD9542-03	P75		
GD7907	P169	GD9542-04	P75		
GD8066-02	P120, P123	GD9562	P15		
GD8066-03	P121	GD9566-01	P88		
GD8188	P64	GD9622	P107, P111		
GD8218	P85	GD9667	P97		
GD8249	P5, P10	GD9671	P97, P99		
		GD9672	P99		
		GD9715	P41		
		GD9720	P41		

# NUMERICAL INDEX

Part No.	Page	Part No.	Page	Part No.	Page
GR1124	P165	GR1466	P67, P69, P123,		
GR1129	P163		P125, P127, P139		
GR1130	P163	GR1467	P47, P65,		
GR1133	P163		P67, P69, P71		
GR1134	P163, P165	GR1515	P130		
GR1142	P163	GR1521	P115		
GR1144	P163	GR1525	P116		
GR1165	P161	GR1530	P113		
GR1167	P161	GR1532	P115		
GR1168	P161	GR1533	P166		
GR1169	P113	GR1535	P166		
GR1203	P143	GR1540	P166		
GR1204	P143	GR1541	P166, P167		
GR1205	P143	GR1542	P166, P167		
GR1206	P143	GR1543	P165, P166		
GR1207	P143	GR1543	P167		
GR1208	P143	GR1544	P166		
GR1254	P127	GR1545	P166		
GR1255	P127	GR1546	P113		
GR1256	P127	GR1559	P167		
GR1257	P127	GR1561	P167		
GR1258	P127	GR1566	P167		
GR1259	P127	GR1567	P167		
GR1260	P127	GR1568	P167		
GR1290	P141, P144	GR1570MPP	P172		
GR1292	P7, P141, P144	GR1574	P167		
GR1303	P97, P99	GR1599	P117, P118		
GR1304	P97, P99	GR1631	P149		
GR1305	P97, P99	GR1632	P149		
GR1306	P97, P99	GR1635	P120, P121,		
GR1321	P129		P123, P141		
GR1322	P129	GR1638	P119		
GR1363	P7, P141, P143	GR1734	P65		
GR1364	P141, P143	GR1736	P47		
GR1389	P161, P165	GR1737	P147, P149, P151, P153		
GR1390	P147	GR1740	P114		
GR1391	P149	GR1748	P125		
GR1392	P147	GR1756	P125		
GR1393	P149	GR1762	P151		
GR1414	P149, P151, P153	GR1764	P151		
GR1415	P149, P151, P152	GR1777	P47		
GR1420	P161	GR1778	P9		
GR1421	P161	GR1787	P71		
GR1422	P163	GR1790	P139		
GR1423	P163	GR1795	P165		
GR1424	P161	GR1797	P165		
GR1425	P161, P163	GR1799	P165		
GR1427	P161	GR1801	P165		
GR1451	P163	GR1802	P165		
GR1455	P128	GR1804	P165		
GR1456	P128	GR1805	P165		
GR1457	P128	GR1806	P165		
GR1458	P128	GR1808	P165		
GR1464	P110	GR1809	P9		
GR1465	P109, P117, P118,	GR1843	P9		
	P127, P128				